



UNIVERSITY of WISCONSIN
GREEN BAY

Campus Master Plan Update: Appendix A - G

DFD PROJECT NO. 21C1U

AUGUST 11, 2023

Table of Contents

Appendix

- A. Utility System Projections and Diagrams
- B. Core Team Meeting Minutes
- C. Focus Group Meeting Minutes
- D. Campus Space Assessment
- E. Space Use Type Plans
- F. Functionality and Physical Condition Assessment
- G. Instructional Space Utilization Analysis

UW-GREEN BAY - Campus Steam Load Projections

Updated: August 2022

Building Characteristics						Load Based on Occupancy				Heating Plant Charted Data				Diversity Surplus (Deficit)
Building Name	Identifier	Occupancy	Space (Existing/Future)	Building Area (GSF)	% of Building Heated	BTU/GSF (3)	Estimated Building Load (Lb/Hr)	Peak Meter Data Building Load (Lb/Hr) (4)	Diversity Factor	Diversified Building Load Based on Plant Output	Estimated Plant Capacity (Lb/Hr)	Cummulative Plant Load (Diversified) (Lb/Hr)		
Existing Facilities											109,300			
Distribution System														
Steam Trap Losses												1,499		
Box Conduit Piping Losses												0		
Manhole Piping Losses (Est. 50% of Box Conduit)												0		
Facilities Management														
Kress Sports Center														
Laboratory Science														
Environmental Science														
Instructional Science														
Stem														
Cofrin Library														
Rose Hall														
Wood Hall														
Student Services														
Union														
Heating Plant														
Weidner Center														
Theatre Hall														
Studio Art														
Existing Facilities														
				1,299,032			66,077			45,649	43,223	47,148	60,653	
0-6 Year Implementation														
New Residence Hall 1														
New Confrin Hall														
Existing Confrin Hall														
New Residence Hall 2														
Laboratory Science Addition														
Health Science Building														
Business Building														
Instructional Science Addition														
Wood Addition														
Mac Hall Addition														
7-12 Year Implementation														
New Residence Hall 3														
New Residence Hall 4														
13+ Year Implementation														
New Residence Hall 5														
Fieldhouse														
Future Facilities														
				1,009,043			42,957			29,079				
Totals														
				2,308,075			109,035			74,729		76,227	31,574	

Notes:

1. Loads and diversity factor adjusted to the peak campus load in February 2018.
2. Steam trap losses based on FACMAN count of 575 with a 20% failure rate.
3. Based on UW System building type historical data
4. Condensate Meter Data February 2022

56,600 #/hr

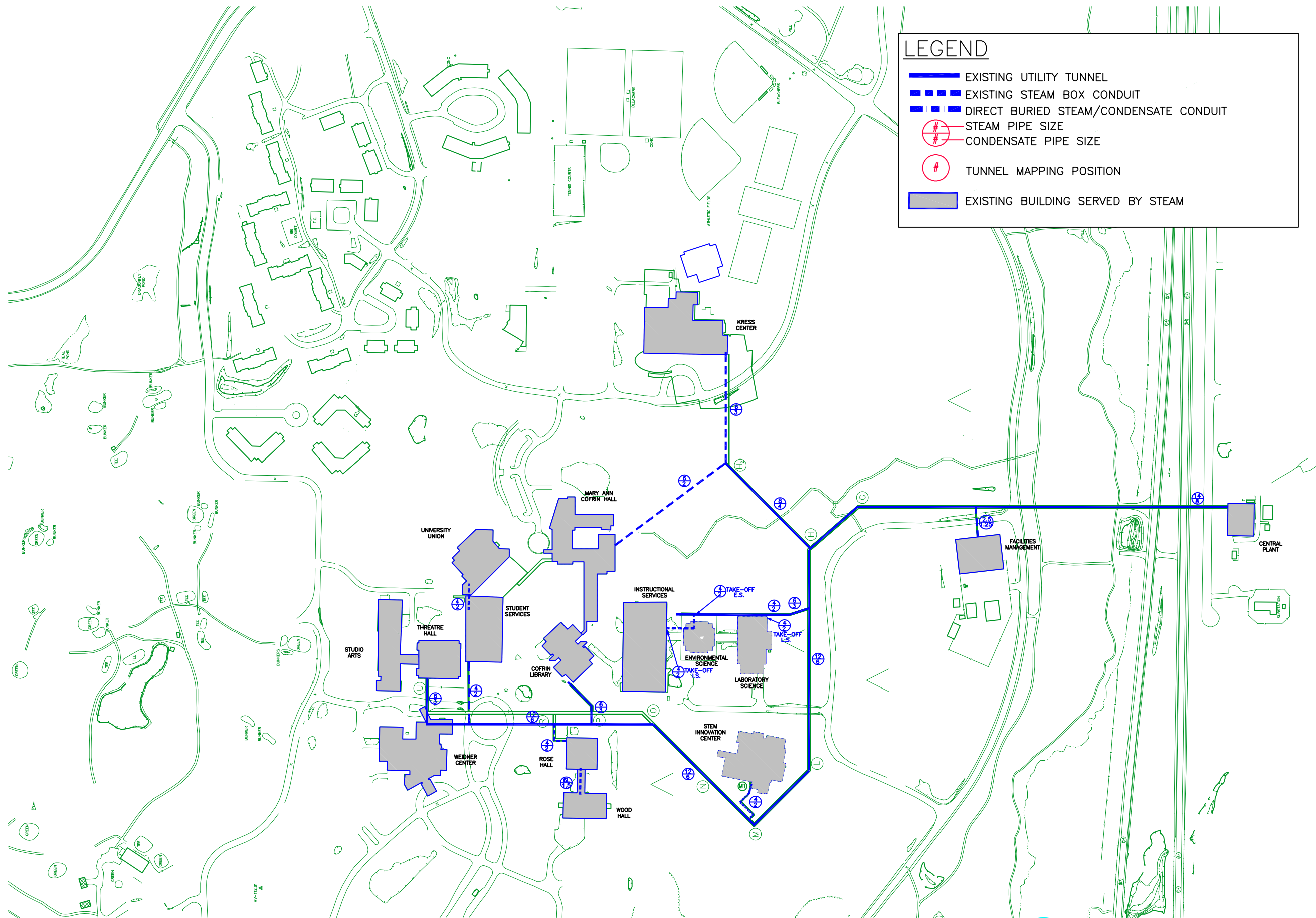
0.857

998

Btu/Lb

Boiler #1	-	#/hr	1971 (Hasn't run in 40 years)
Boiler #2	49,300	#/hr	1971
Boiler #3	29,000	#/hr	1971
Vapor Boiler #1	15,500	#/hr	2006
Vapor Boiler #2	15,500	#/hr	2006
Total Plant Capacity	109,300	#/hr	

6000 PPH summer night time load
 9000 PPH summer day time load
 52000 PPH is max winter load recorded



LEGEND

- EXISTING UTILITY TUNNEL
- EXISTING STEAM BOX CONDUIT
- DIRECT BURIED STEAM/CONDENSATE CONDUIT
- + STEAM PIPE SIZE
- # CONDENSATE PIPE SIZE
- # TUNNEL MAPPING POSITION
- EXISTING BUILDING SERVED BY STEAM

RING & DUCHATEAU
 10101 INNOVATION DR.
 MILWAUKEE, WI 53226
 PHONE: 414.778.1700
 FAX: 414.778.2360
 EMAIL: R-D@RINGDU.COM
 PROJECT NUMBER: 220050

State of Wisconsin
 Department of Administration
 Division of Facilities Development

UNIVERSITY OF WISCONSIN – GREEN BAY
 GREEN BAY, WISCONSIN

MASTER PLAN
 UNIV. OF WISCONSIN – GREEN BAY
 GREEN BAY, WISCONSIN

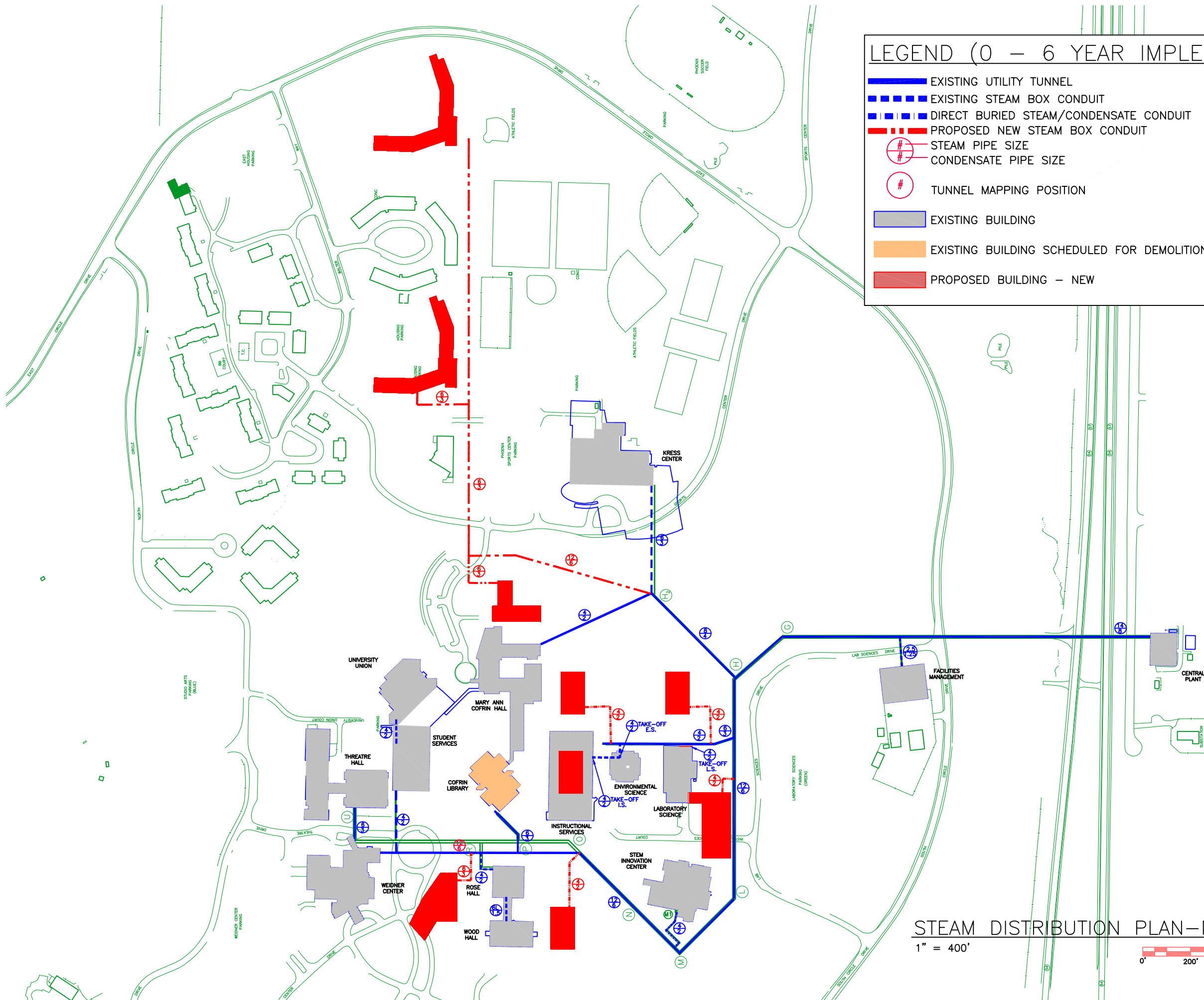
Sheet Title:
 EXISTING STEAM DISTRIBUTION SYSTEM LAYOUT

Revisions:		
No.	Date:	Description:

Graphic Scale	
DFD Number	20A1M
Set Type	STUDY
Date Issued	
Sheet Number	A.1

EXISTING STEAM DISTRIBUTION SYSTEM LAYOUT
 1" = 400'





LEGEND (0 - 6 YEAR IMPLEMENTATION)

- EXISTING UTILITY TUNNEL
- - - EXISTING STEAM BOX CONDUIT
- - - DIRECT BURIED STEAM/CONDENSATE CONDUIT
- PROPOSED NEW STEAM BOX CONDUIT
- # STEAM PIPE SIZE
- # CONDENSATE PIPE SIZE
- # TUNNEL MAPPING POSITION
- EXISTING BUILDING
- EXISTING BUILDING SCHEDULED FOR DEMOLITION
- PROPOSED BUILDING - NEW

STEAM DISTRIBUTION PLAN-NEW

1" = 400'



10101 INNOVATION DR.
MILWAUKEE, WI 53226
PHONE: 414.778.1700
FAX: 414.778.2360
EMAIL: R-D@RINGDU.COM
PROJECT NUMBER: 220050

State of Wisconsin
Department of Administration
Division of Facilities Development



UNIVERSITY OF WISCONSIN - GREEN BAY
GREEN BAY, WISCONSIN

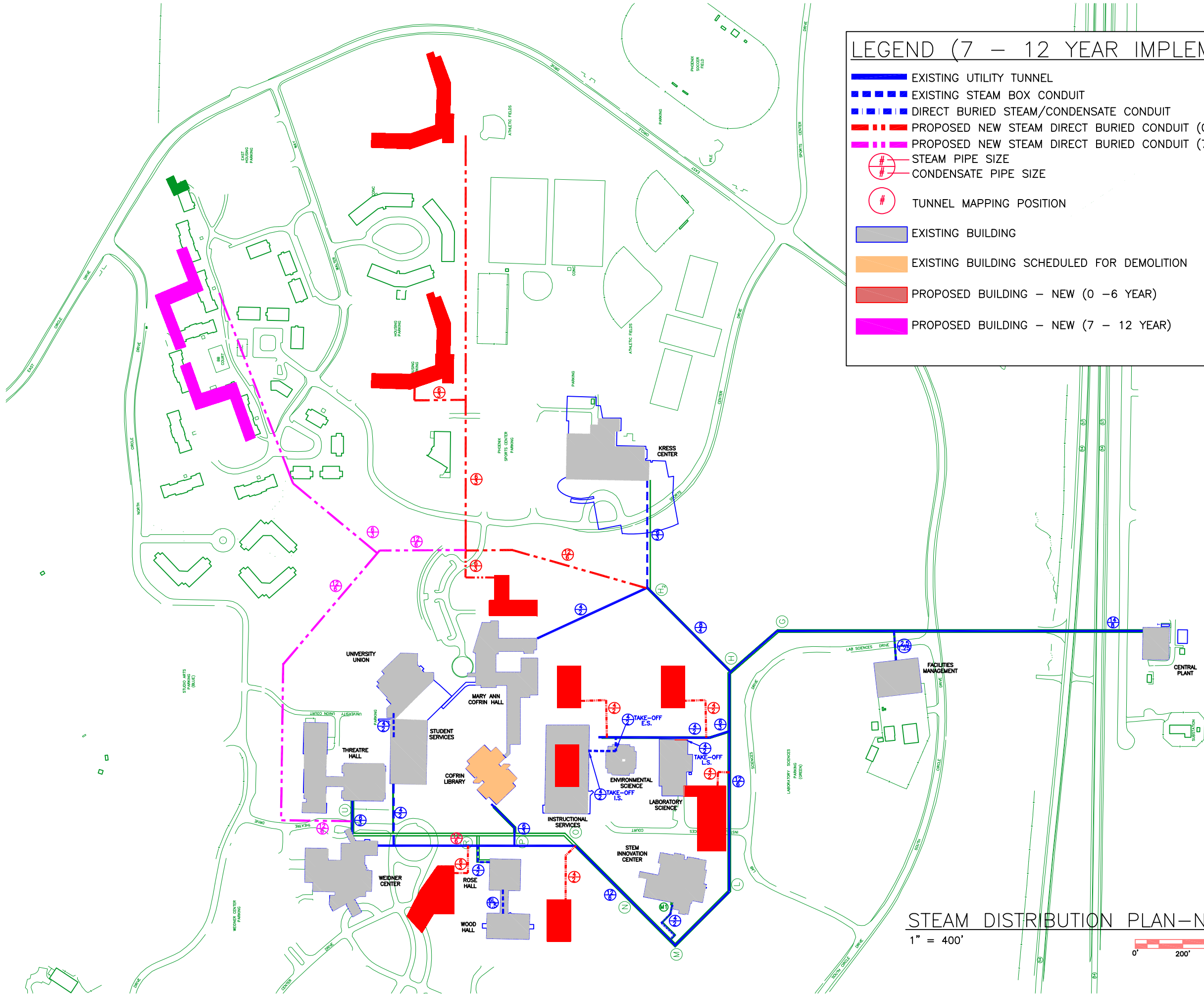
MASTER PLAN
UNIV. OF WISCONSIN - GREEN BAY
GREEN BAY, WISCONSIN

Sheet Title:
STEAM DISTRIBUTION PLAN (0 - 6 YEAR)

Revisions:

No.	Date:	Description:

Graphic Scale	
DFD Number	20A1M
Set Type	STUDY
Date Issued	
Sheet Number	A.2



LEGEND (7 – 12 YEAR IMPLEMENTATION)

- EXISTING UTILITY TUNNEL
- EXISTING STEAM BOX CONDUIT
- DIRECT BURIED STEAM/CONDENSATE CONDUIT
- PROPOSED NEW STEAM DIRECT BURIED CONDUIT (0 – 6 YEAR)
- PROPOSED NEW STEAM DIRECT BURIED CONDUIT (7 – 12 YEAR)
- STEAM PIPE SIZE
- CONDENSATE PIPE SIZE
- TUNNEL MAPPING POSITION
- EXISTING BUILDING
- EXISTING BUILDING SCHEDULED FOR DEMOLITION
- PROPOSED BUILDING – NEW (0 – 6 YEAR)
- PROPOSED BUILDING – NEW (7 – 12 YEAR)

STEAM DISTRIBUTION PLAN—NEW
1" = 400'



10101 INNOVATION DR.
MILWAUKEE, WI 53226
PHONE: 414.778.1700
FAX: 414.778.2360
EMAIL: R-D@RINGDU.COM
PROJECT NUMBER: 220050

State of Wisconsin
Department of Administration
Division of Facilities Development



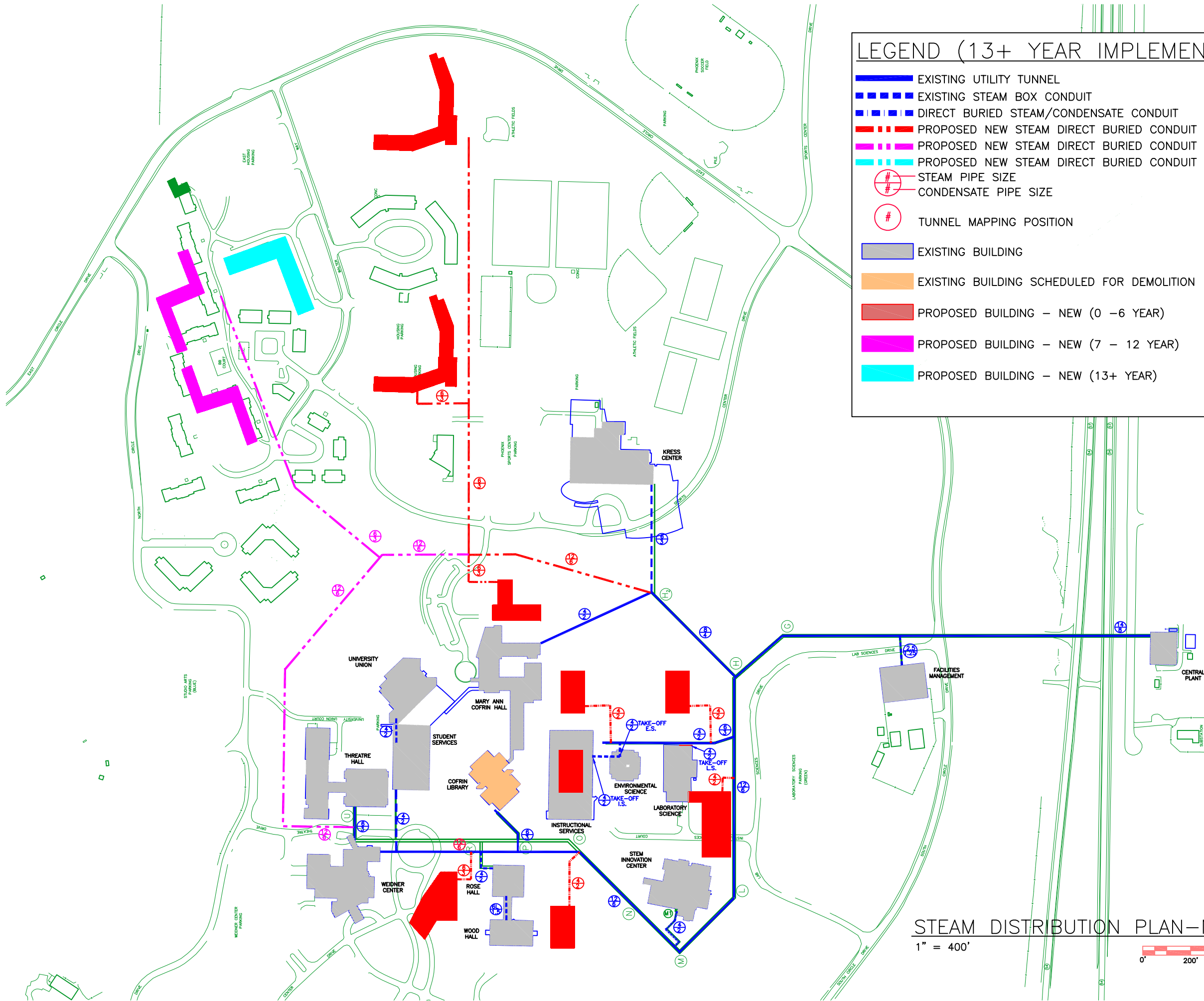
UNIVERSITY OF WISCONSIN – GREEN BAY
GREEN BAY, WISCONSIN

MASTER PLAN
UNIV. OF WISCONSIN – GREEN BAY
GREEN BAY, WISCONSIN

Sheet Title:
STEAM DISTRIBUTION PLAN (7 – 12 YEAR)

Revisions:		
No.	Date:	Description:

Graphic Scale	
DFD Number	20A1M
Set Type	STUDY
Date Issued	
Sheet Number	A.3



LEGEND (13+ YEAR IMPLEMENTATION)

- EXISTING UTILITY TUNNEL
- - - EXISTING STEAM BOX CONDUIT
- · - · - DIRECT BURIED STEAM/CONDENSATE CONDUIT
- - - PROPOSED NEW STEAM DIRECT BURIED CONDUIT (0 - 6 YEAR)
- - - PROPOSED NEW STEAM DIRECT BURIED CONDUIT (7 - 12 YEAR)
- - - PROPOSED NEW STEAM DIRECT BURIED CONDUIT (13+ YEAR)
- ⊕ STEAM PIPE SIZE
- ⊖ CONDENSATE PIPE SIZE
- ⊕ TUNNEL MAPPING POSITION
- EXISTING BUILDING
- EXISTING BUILDING SCHEDULED FOR DEMOLITION
- PROPOSED BUILDING - NEW (0 - 6 YEAR)
- PROPOSED BUILDING - NEW (7 - 12 YEAR)
- PROPOSED BUILDING - NEW (13+ YEAR)

STEAM DISTRIBUTION PLAN-NEW

1" = 400'



10101 INNOVATION DR.
MILWAUKEE, WI 53226
PHONE: 414.778.1700
FAX: 414.778.2360
EMAIL: R-D@RINGDU.COM
PROJECT NUMBER: 220050

State of Wisconsin
Department of Administration
Division of Facilities Development



UNIVERSITY OF WISCONSIN - GREEN BAY
GREEN BAY, WISCONSIN

MASTER PLAN
UNIV. OF WISCONSIN - GREEN BAY
GREEN BAY, WISCONSIN

Sheet Title:
STEAM DISTRIBUTION PLAN (13+ YEAR)

Revisions:		
No.	Date:	Description:

Graphic Scale	
DFD Number	20A1M
Set Type	STUDY
Date Issued	
Sheet Number	A.4

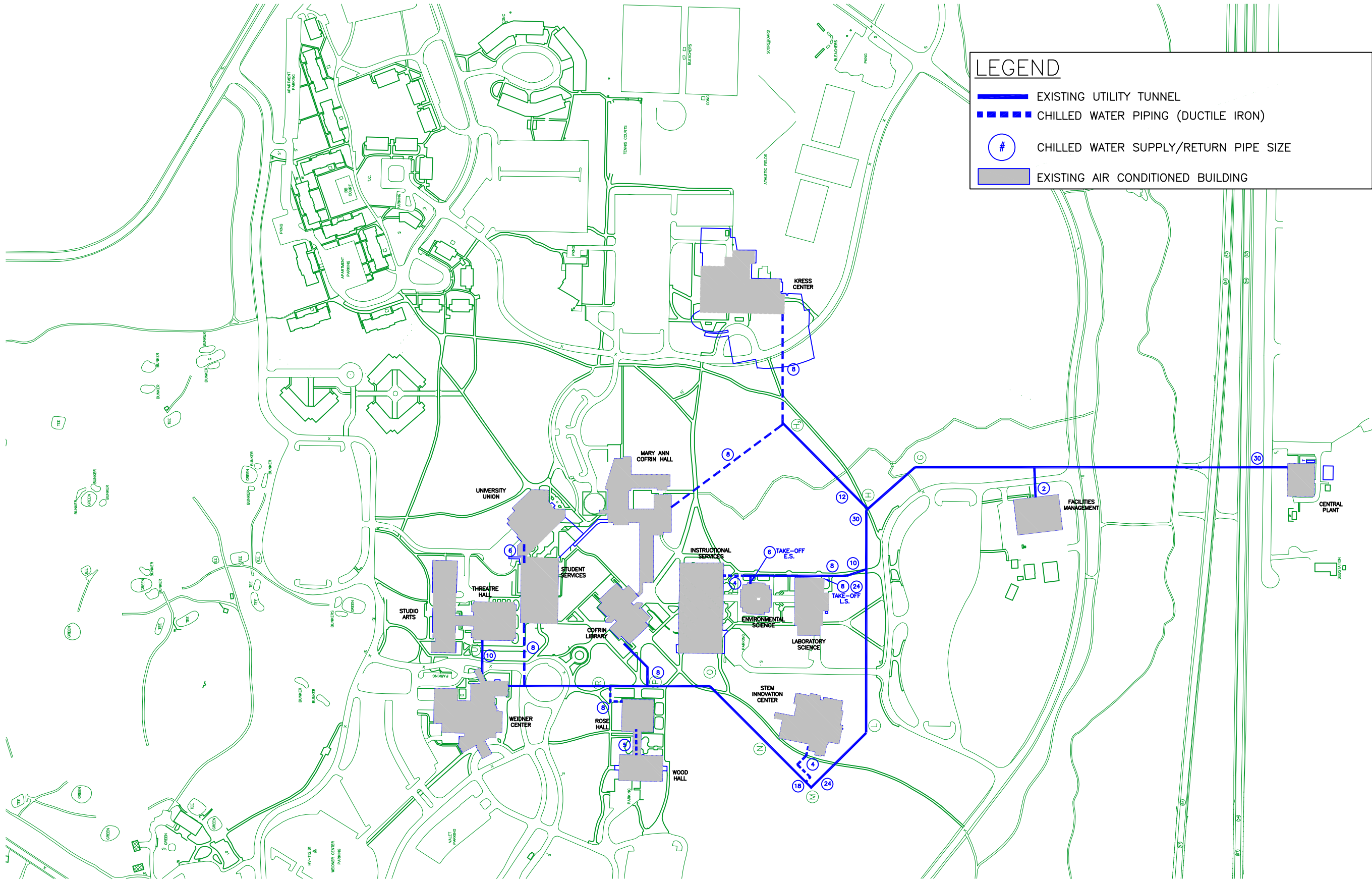
**University of Wisconsin - Green Bay
Chilled Water Load Projections**

Updated: August 2022

Building Characteristics								Load Based on Occupancy		Load Based on Actual Data and/or Notes Below		Chilled Water Plant Requirements (-)						Estimated Building Flow		Diversified Flow		Estimated Building Flow		Diversified Flow		Estimated Building Flow		Diversified Flow		Cumulative Plant Flow		Cumulative Plant Flow		Cumulative Plant Flow		
Building Name	Space (Existing/Future)	Constructed	Identifier	Occupancy	Cooling Building Area (GSF)	Building Area (GSF)	% of Building Cooling	GSF/Ton	Estimated Building Load (Tons)	GSF/Ton	Estimated Building Load (Tons)	Estimated Building Load (Tons)	Diversity Factor	Plant Load (Tons)	Cumulative Plant Load (Tons)	Plant Capacity (Tons)	Surplus (Deficit)	(GPM)	(GPM)	(GPM)	(GPM)	(GPM)	(GPM)	(GPM)	(GPM)	(GPM)	(GPM)	(GPM)	(GPM)	(GPM)	(GPM)	(GPM)	(GPM)			
(1) 1200 Ton/(1) 1400 Ton Chillers																																				
Facilities Management	Existing			Service/Grounds Facility	3,000	26,063		400	8					8	0.68	5	184	2,600	2,416	18	12	15	10	13	9	442	369	316								
Kress Sports Center (Arena Only)	Existing (3)			Sports Arena		26,813		200	134					134	0.25	34	218	2,600	2,382	322	80	268	67	230	57	523	436	373								
Laboratory Science	Existing		LS	Lab (Light)		106,692		320	333					333	0.90	300	518	2,600	2,082	800	720	667	600	572	514	1,243	1,036	888								
Environmental Science	Existing		ES	Classroom		43,026		350	123					123	0.70	86	604	2,600	1,996	295	207	246	172	211	148	1,449	1,208	1,035								
Instructional Science	Existing		IS	Office		66,386		425	156					156	0.70	109	713	2,600	1,887	375	262	312	219	268	187	1,712	1,426	1,223								
Stem	Existing		STEM	Office		57,759		425	136					136	0.70	95	808	2,600	1,792	326	228	272	190	233	163	1,940	1,617	1,386								
Mary Ann Confrin Hall	Existing			Classroom		129,850		350	371					371	0.70	260	1,068	2,600	1,532	890	623	742	519	636	445	2,563	2,136	1,831								
Rose Hall	Existing		RH	Classroom		40,595		350	116					116	0.70	81	1,149	2,600	1,451	278	195	232	162	199	139	2,758	2,299	1,970								
Wood Hall	Existing		WH	Classroom		66,631		350	190					190	0.70	133	1,283	2,600	1,317	457	320	381	267	326	228	3,078	2,565	2,199								
Student Services	Existing		SS	Office		41,466		425	98					98	0.70	68	1,351	2,600	1,249	234	164	195	137	167	117	3,242	2,702	2,316								
Union	Existing		UU	Classroom		104,913		300	300					300	0.70	210	1,561	2,600	1,039	719	504	600	420	514	360	3,746	3,121	2,675								
Weidner Center	Existing		WC	Theater (Performing Arts)		131,400		200	657					657	0.25	164	1,725	2,600	875	1,577	394	1,314	329	1,126	282	4,140	3,450	2,957								
Theatre Hall	Existing		TH	Theater (Performing Arts)		63,641		200	318					318	0.25	80	1,804	2,600	796	764	191	636	159	545	136	4,331	3,609	3,093								
Studio Arts	Existing		SA	Lab (Light)		83,731		320	262					262	0.90	235	2,040	2,600	560	628	565	523	471	449	404	4,896	4,080	3,497								
Cofrin Library	Existing		CL	Library		187,703		450	417					417	0.65	271	2,311	2,600	289	1,001	651	834	542	715	465	5,547	4,622	3,962								
Sub-Total						988,966			3,381					3,381		2,040			8,685	5,116	7,237	4,264	6,203	3,655												
0-6 Year Implementation																																				
New Residence Hall 1	Future	2024		Residence Hall		112,943		350	323					323	0.50	161	2,472	2,600	128	774	387	645	323	553	277	5,934	4,945	4,238								
1800 ton Electric Chiller	System Gain (2)					N/A		N/A	215					215	1.00	215	2,688	4,400	4,312																	
New Confrin Library	Future	2026		Library		112,943		450	251					251	0.65	163	2,851	4,400	1,549	602	392	502	326	430	280	6,842	5,702	4,887								
Cofrin Library	Demolition		CL	Library		(187,703)		450	(417)					(417)	0.65	(271)	2,580	4,400	1,820	(1,001)	(651)	(834)	(542)	(715)	(465)	6,191	5,159	4,422								
New Residence Hall 2	Future			Residence Hall		90,000		350	257					257	0.50	129	2,708	4,400	1,692	617	309	514	257	441	220	6,500	5,416	4,643								
Laboratory Science Addition	Future 1			Lab (Light)		60,000		320	188					188	0.90	169	2,877	4,400	1,523	450	405	375	338	321	289	6,905	5,754	4,932								
Health Science Building	Future 2			Classroom		60,000		350	171					171	0.70	120	2,997	4,400	1,403	411	288	343	240	294	206	7,193	5,994	5,138								
Business Building	Future 3			Classroom		60,000		350	171					171	0.70	120	3,117	4,400	1,283	411	288	343	240	294	206	7,481	6,234	5,343								
Instructional Science Addition	Future 4			Office		60,000		425	141					141	0.70	99	3,216	4,400	1,184	339	237	282	198	242	169	7,718	6,432	5,513								
Wood Addition	Future 5			Classroom		60,000		350	171					171	0.70	120	3,336	4,400	1,064	411	288	343	240	294	206	8,006	6,672	5,718								
Mac Hall Addition	Future 6			Classroom		60,000		350	171					171	0.70	120	3,456	4,400	944	411	288	343	240	294	206	8,294	6,912	5,924								
7-12 Year Implementation																																				
New Residence Hall 3	Future			Residence Hall		122,100		350	349					349	0.50	174	3,630	4,400	770	837	419	698	349	598	299	8,712	7,260	6,223								
New Residence Hall 4	Future			Residence Hall		132,000		350	377					377	0.50	189	3,819	4,400	581	905	453	754	377	647	323	9,165	7,638	6,546								
13+ Year Implementation																																				
New Residence Hall 5	Future			Residence Hall		132,000		350	377					377	0.50	189	4,007	4,400	393	905	453	754	377	647	323	9,618	8,015	6,870								
1800 ton Electric Chiller	System Gain (2)					N/A		N/A	215					215	1.00	215	4,223	5,000	5,177																	
Field House	Future			Sports - Training Facility		60,000		200	300					300	0.84	251	4,474	5,000	526	720	603	600	503	514	431	10,737	8,948	7,669								
Sub-Total						566,100			1,961					1,961		1,258			6,795	4,158	5,662	3,465	4,854	1,357												
Total						1,555,066			5,342					5,342		3,298			15,480	9,274	12,900	7,728	11,057	5,012												

Notes:
1. Distribution pump gain estimated at (2) 300 HP = 127.2 Tons
2. Chiller #3 removed for new chiller
3. Kress Center total building square footage 168,890, only arena is cooled
Piping system gain estimated at 2% of 2600 Tons = 52 Tons
Piping system gain estimated at 2% of 4400 Tons = 88 Tons
Piping system gain estimated at 2% of 5000 Tons = 88 Tons

Chiller #1 1400 2000 Tons 10 deg machine
Chiller #2 725 1972 Tons Does Not Operate
Chiller #3 1200 1982 Tons
Chiller #4 1800 Tons
Chiller #5 1800 Tons
Remove when Chiller #4 installed
Remove when Chiller #5 installed



LEGEND

- EXISTING UTILITY TUNNEL
- CHILLED WATER PIPING (DUCTILE IRON)
- # CHILLED WATER SUPPLY/RETURN PIPE SIZE
- EXISTING AIR CONDITIONED BUILDING



10101 INNOVATION DR.
MILWAUKEE, WI 53226
PHONE: 414.778.1700
FAX: 414.778.2360
EMAIL: R-D@RINGDU.COM
PROJECT NUMBER: 220050

State of Wisconsin
Department of Administration
Division of Facilities Development



UNIVERSITY OF WISCONSIN - GREEN BAY
GREEN BAY, WISCONSIN

MASTER PLAN
UNIV. OF WISCONSIN - GREEN BAY
GREEN BAY, WISCONSIN

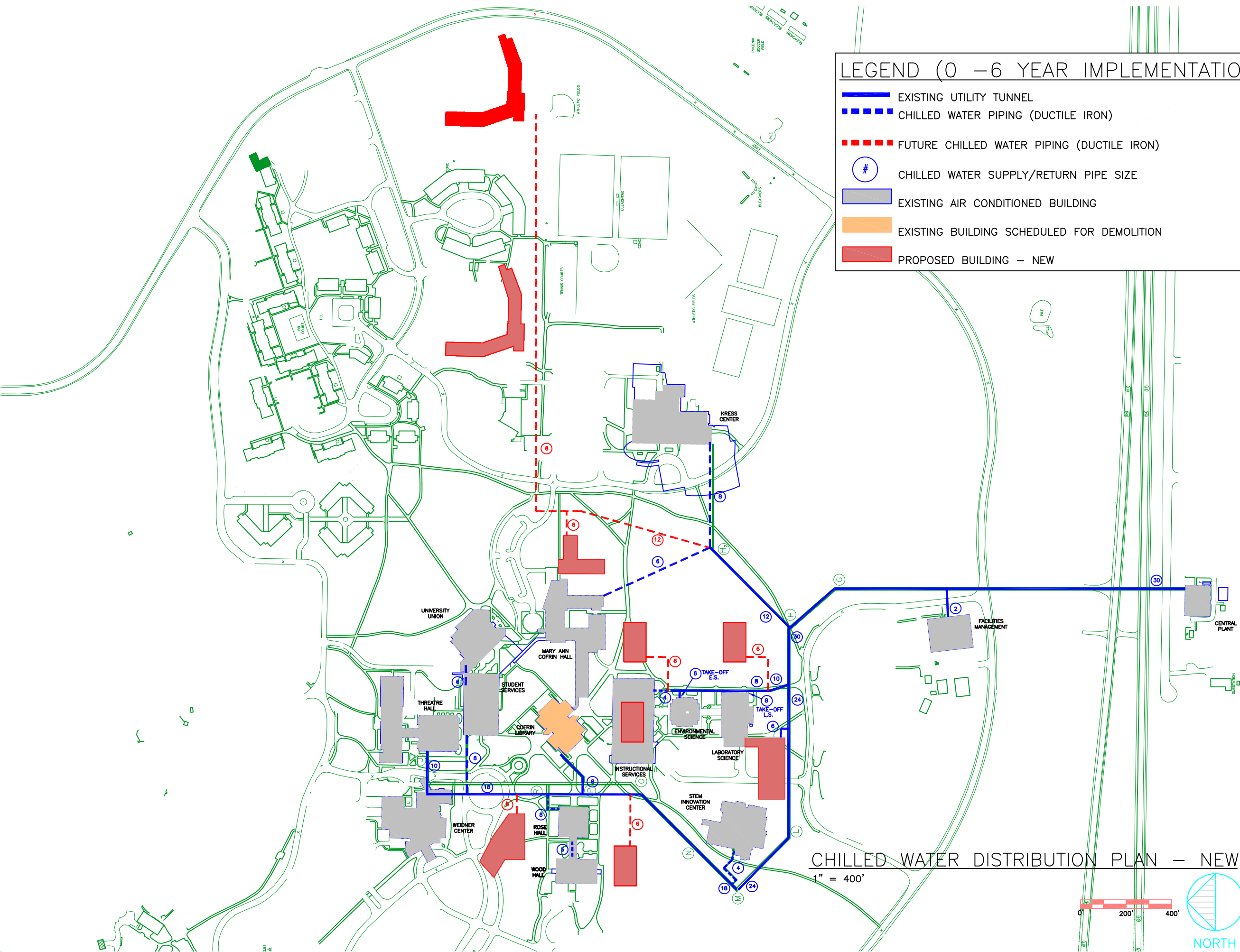
Sheet Title:
EXISTING CHILLED WATER DISTRIBUTION SYSTEM LAYOUT

Revisions:		
No.	Date:	Description:

Graphic Scale	
DFD Number	20A1M
Set Type	STUDY
Date Issued	
Sheet Number	B.1

EXISTING CHILLED WATER DISTRIBUTION SYSTEM LAYOUT
1" = 400'

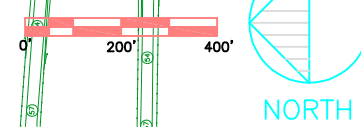




LEGEND (0 - 6 YEAR IMPLEMENTATION)

- EXISTING UTILITY TUNNEL
- - - CHILLED WATER PIPING (DUCTILE IRON)
- - - FUTURE CHILLED WATER PIPING (DUCTILE IRON)
- # CHILLED WATER SUPPLY/RETURN PIPE SIZE
- EXISTING AIR CONDITIONED BUILDING
- EXISTING BUILDING SCHEDULED FOR DEMOLITION
- PROPOSED BUILDING - NEW

CHILLED WATER DISTRIBUTION PLAN - NEW
1" = 400'



10101 INNOVATION DR.
MILWAUKEE, WI 53226
PHONE: 414.778.1700
FAX: 414.778.2360
EMAIL: R-D@RINGDU.COM
PROJECT NUMBER: 220050

State of Wisconsin
Department of Administration
Division of Facilities Development



UNIVERSITY OF WISCONSIN - GREEN BAY
GREEN BAY, WISCONSIN

MASTER PLAN
UNIV. OF WISCONSIN - GREEN BAY
GREEN BAY, WISCONSIN

Sheet Title:
CHILLED WATER DISTRIBUTION PLAN (0 - 6 YEAR)

Revisions:		
No.	Date:	Description:

Graphic Scale	
DFD Number	20A1M
Set Type	STUDY
Date Issued	
Sheet Number	B.2



10101 INNOVATION DR.
MILWAUKEE, WI 53226
PHONE: 414.778.1700
FAX: 414.778.2360
EMAIL: R-D@RINGDU.COM
PROJECT NUMBER: 220050

State of Wisconsin
Department of Administration
Division of Facilities Development



UNIVERSITY OF WISCONSIN - GREEN BAY
GREEN BAY, WISCONSIN

MASTER PLAN
UNIV. OF WISCONSIN - GREEN BAY
GREEN BAY, WISCONSIN

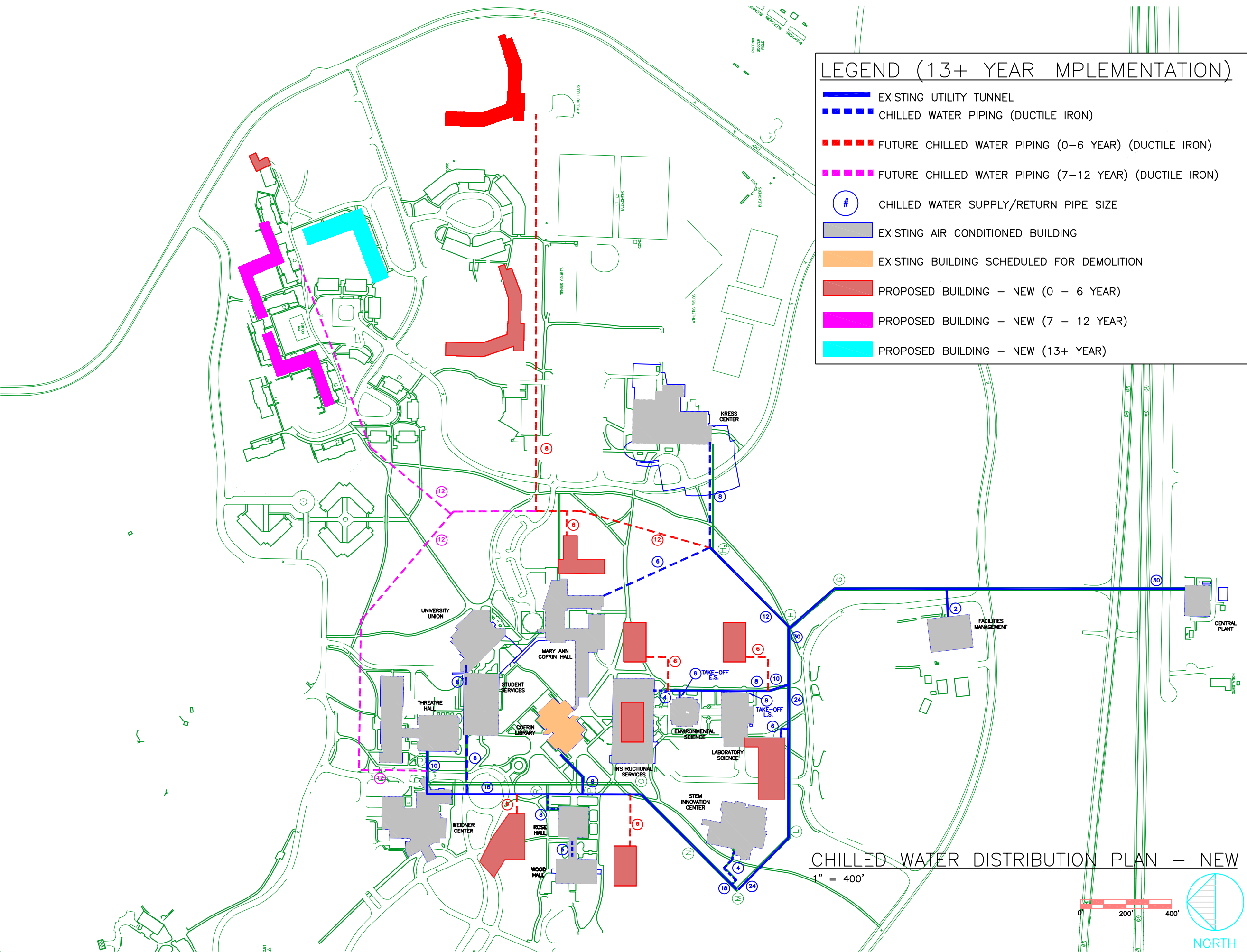
Sheet Title:
CHILLED WATER DISTRIBUTION PLAN (13+ YEAR)

Revisions:		
No.	Date:	Description:

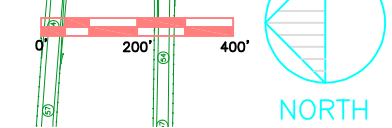
Graphic Scale	
DFD Number	20A1M
Set Type	STUDY
Date Issued	
Sheet Number	B.4

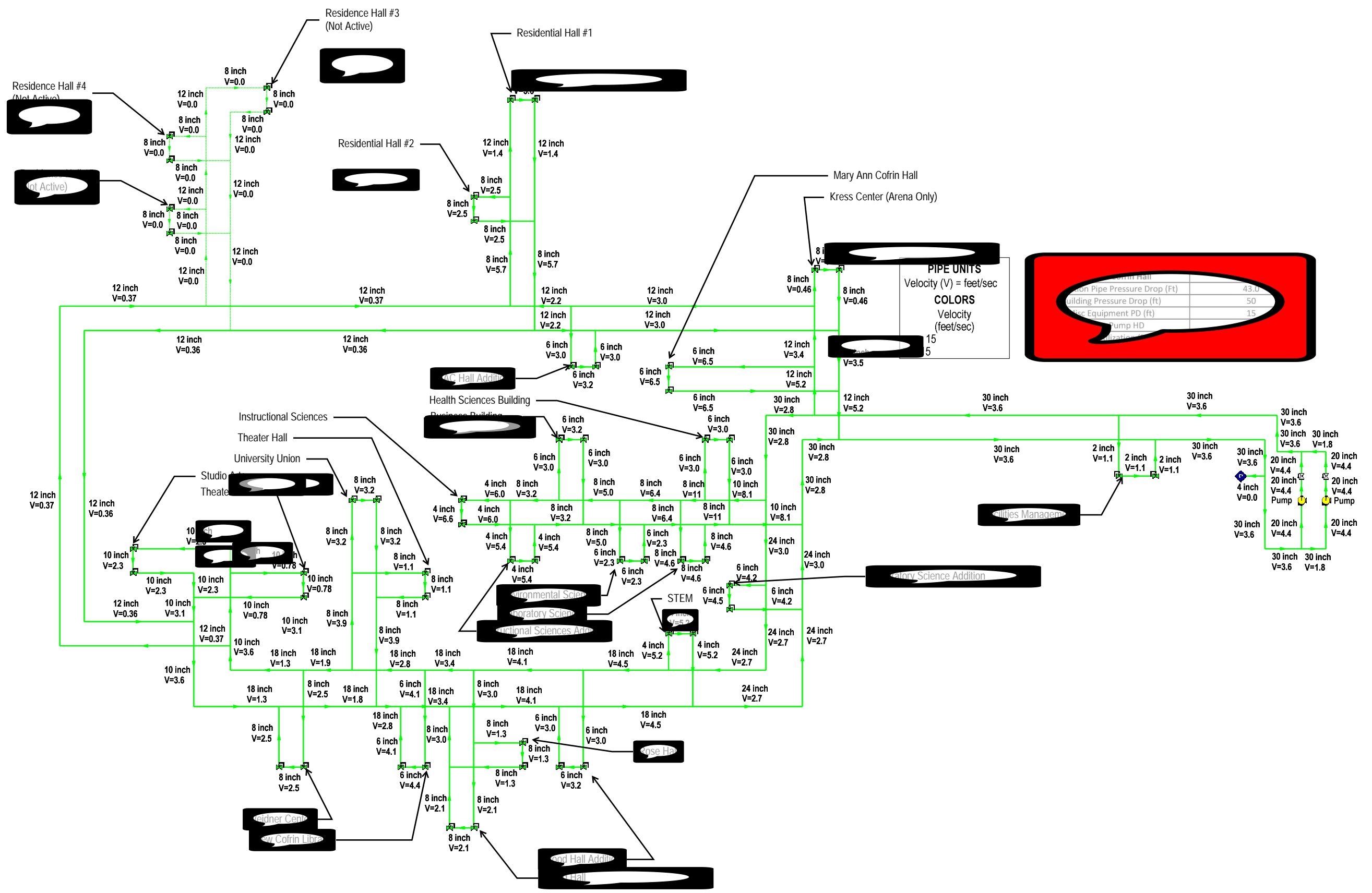
LEGEND (13+ YEAR IMPLEMENTATION)

- EXISTING UTILITY TUNNEL
- CHILLED WATER PIPING (DUCTILE IRON)
- FUTURE CHILLED WATER PIPING (0-6 YEAR) (DUCTILE IRON)
- FUTURE CHILLED WATER PIPING (7-12 YEAR) (DUCTILE IRON)
- CHILLED WATER SUPPLY/RETURN PIPE SIZE
- EXISTING AIR CONDITIONED BUILDING
- EXISTING BUILDING SCHEDULED FOR DEMOLITION
- PROPOSED BUILDING - NEW (0 - 6 YEAR)
- PROPOSED BUILDING - NEW (7 - 12 YEAR)
- PROPOSED BUILDING - NEW (13+ YEAR)



CHILLED WATER DISTRIBUTION PLAN - NEW
1" = 400'

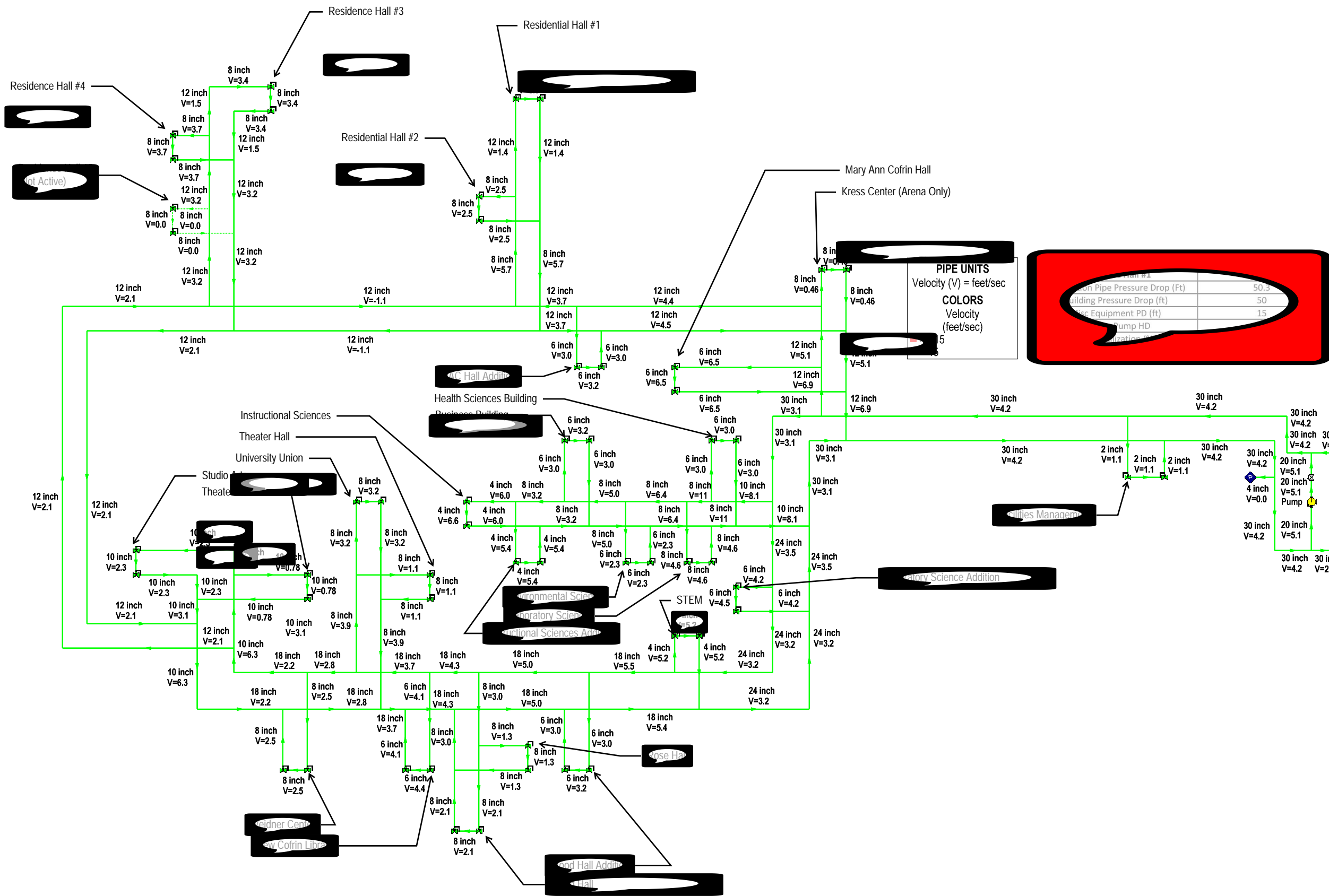


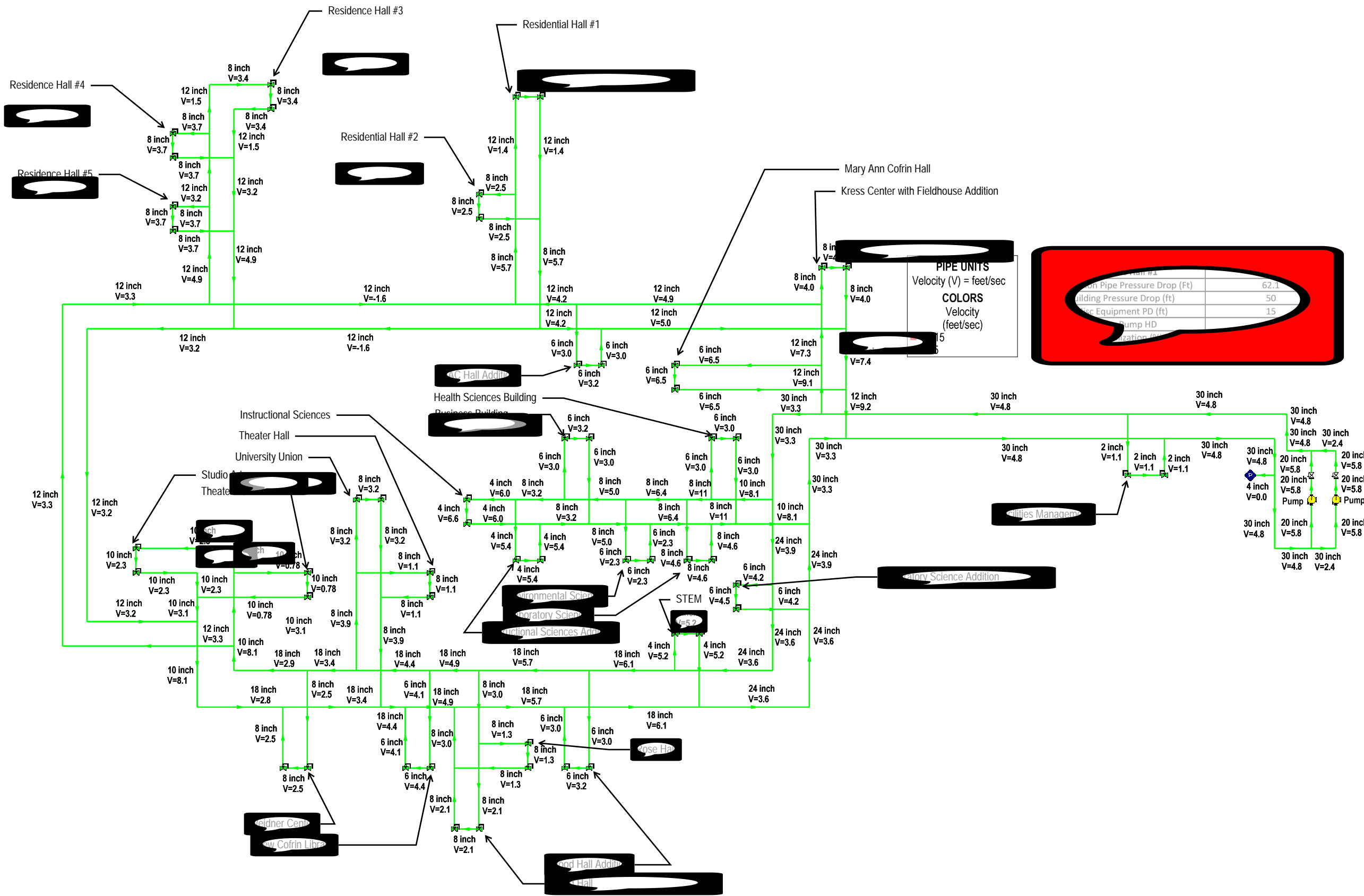


Room	
Room Pipe Pressure Drop (Ft)	43.0
Building Pressure Drop (ft)	50
Process Equipment PD (ft)	15
Pump HD	
Utilization	

PIPE UNITS
 Velocity (V) = feet/sec
COLORS
 Velocity (feet/sec)

15
 5





PIPE UNITS
 Velocity (V) = feet/sec
COLORS
 Velocity (feet/sec)

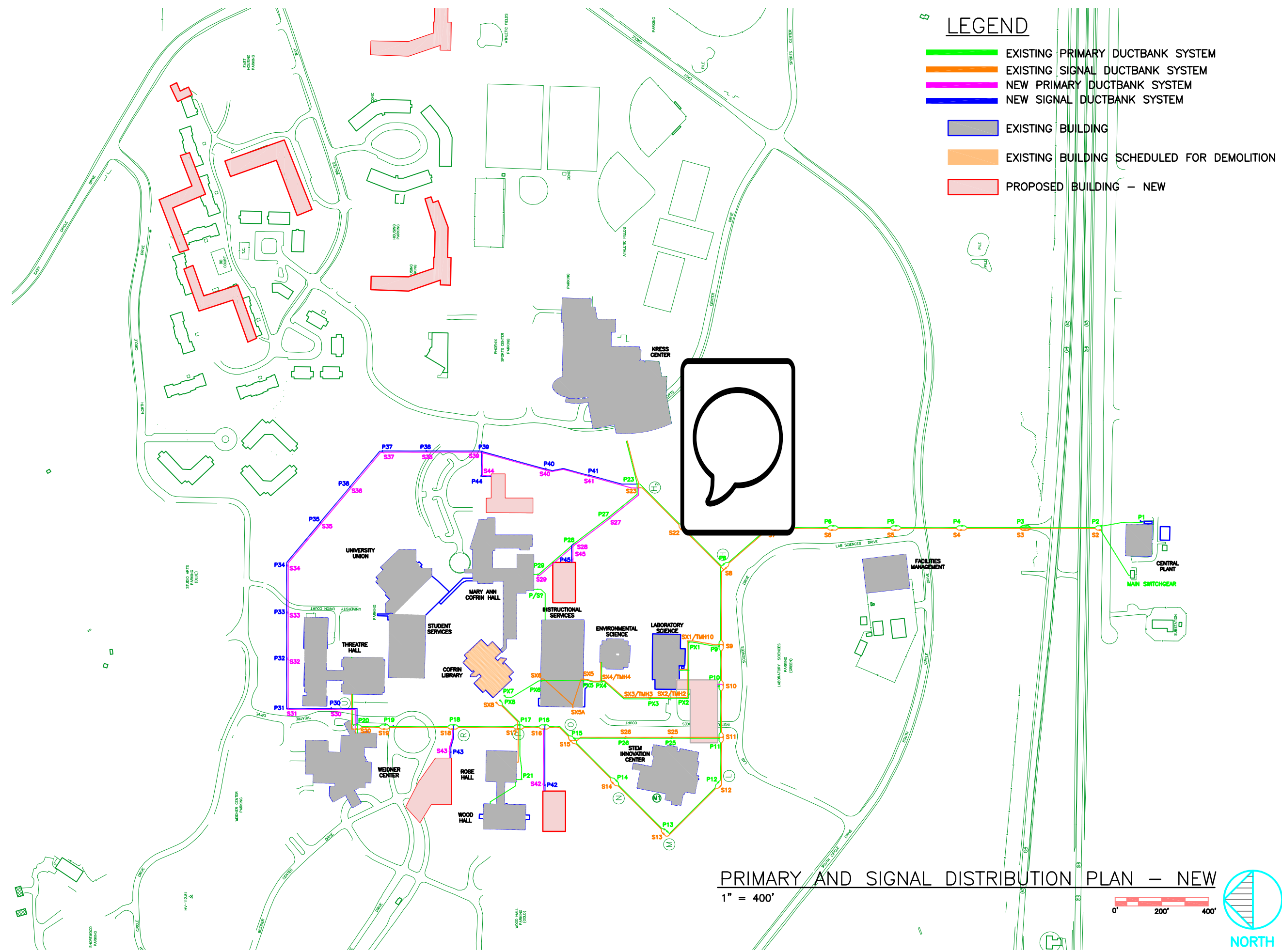
Main Pipe Pressure Drop (ft)	62.1
Building Pressure Drop (ft)	50
Pipe Equipment PD (ft)	15
Pump HD	
Rotation (RPM)	

UWGB Campus Future Electrical Load Projections

Building & Year Installed	Building Type	Feeder	Building GSF	Estimated Power Demand Density (W/SF)	Estimated Building Demand Load (kW)	Estimated Building Demand Load (A)	Utility Demand (kW)	Service Equipment Capacity (kW)	Percent Loading	Comments
Campus Service	-	-	-	-	-	-	3,937	20,700	19.0%	This is the actual average for the last 12 years. Note the Estimated Building Demand Calculations are based upon historical data on campuses with central plants and similar building types.
Feeder #1										
Laboratory/Life Sciences Bldg	Science	1	106,692	2.9	309	14	-	-	-	1500 kVA substation
New Addition to Life Sciences (#6)	Science	1	60,000	2.9	174	8	-	-	-	
Enviornmental Sciences Bldg	Science	1	43,026	2.9	125	6	-	-	-	750 kVA substation
Instructional Sciences	Science	Subfed	66,386	2.9	193	9	-	-	-	208V Feeder from Enviorn Sciences
New Addition to Inst. Sciences (#5)	Science	1	60,000	2.9	174	8	-	-	-	
New Heath Science (#2)	Science	1	60,000	2.9	174	8	-	-	-	
New Business (#3)	Educational	1	60,000	2.9	174	8	-	-	-	
Feeder #1 Total					1,323	61		7,011	18.9%	Feeder maximum ampacity of 325A at 90°C in underground ducts.
Feeder #2										
Facilities Management	Facilities	2	26,063	1.9	50	2	-	-	-	112.5 kVA substation
Kress Sports Center	Athletics	2	195,703	1.9	372	17	-	-	-	750 kVA & 1000 kVA substations
MAC Hall	Classroom	2	129,850	2.7	351	16	-	-	-	
Sports Lighting	Miscellaneous	2	-	-	-	-	-	-	-	300 kVA pad mount
Parking and Street Lighting	Miscellaneous	2	-	-	-	-	-	-	-	75 kVA pad mount
Softball Storage	Miscellaneous	2	-	-	-	-	-	-	-	Unknown transformer kVA pad mount
Soccer Stadium	Miscellaneous	2	-	-	-	-	-	-	-	300 kVA pad mount
New Cofrin Technology Center	Library / Technology	2	187,703	2.1	394	18	-	-	-	1000 kVA substation
New MAC Addition (#4)	Classroom	2	60,000	2.7	162	8	-	-	-	
New Fieldhouse	Athletics	2	60,000	1.9	114	5	-	-	-	Feeder from Kress or extend 15kV feeders depending upon location. Kress system has capacity.
Feeder #2 Total	250 kCM Copper				1,442	67		7,011	20.6%	Feeder maximum ampacity of 325A at 90°C in underground ducts.
Feeder #3										
Chiller Plant	Chiller Plant	3	30,000	-	2,000	-	-	-	-	Two (2) 1000 kVA substations
Feeder #3 Total	#1/0 Copper				2,000	98		4,315	46.4%	Feeder maximum ampacity of 200A at 90°C in underground ducts.
Feeder #4										
Chiller	Chiller Plant	4	-	-	1,000	-	-	-	-	1500 kVA transformer for 4.16kV Chiller
Feeder #4 Total	#1/0 Copper				1,000	196		4,315	23.2%	Feeder maximum ampacity of 200A at 90°C in underground ducts.
Feeder #5										
Rose Hall	Classroom	5	40,595	2.7	110	5	-	-	-	500 kVA substation
Wood Hall	Classroom	5	66,631	2.7	180	8	-	-	-	400 kVA substation
New Addition to Wood Hall (#1)	Classroom	5	60,000	2.7	162	8	-	-	-	
Feeder #5 Total	250 kCM Copper				452	21		7,011	6.4%	Feeder maximum ampacity of 325A at 90°C in underground ducts.
Feeder #6										
Weidner Center	Performing Arts	6	131,400	2.6	342	16	-	-	-	100 kVA substation
Theatre Hall	Performing Arts	6	63,641	2.6	165	8	-	-	-	1500 kVA substation
Student Services	Office	Subfed	41,466	2.2	91	4	-	-	-	480V feeders from Theatre
Studio Arts	Classroom	Subfed	83,731	2.7	226	10	-	-	-	480V feeders from Theatre
Union	Union	Subfed	161,600	4.1	663	31	-	-	-	Two (2) 480V feeders from Theatre
Feeder #6 Total	250 kCM Copper	-	-	-	1,487	69		7,011	21.2%	Feeder maximum ampacity of 325A at 90°C in underground ducts.
Feeder #7										
Chiller	Chiller Plant	7	-	-	1,000	46	-	-	-	1500 kVA transformer for 4.16kV Chiller
Feeder #7 Total	#1/0 Copper				1,000	156		4,315	23.2%	Feeder maximum ampacity of 200A at 90°C in underground ducts.
Feeder #8										
Capacitor Bank	Power Factor Correction	8	-	-	-	-	-	-	-	1200 kVAR Capacitor
Feeder #8 Total	#1/0 Copper									Feeder maximum ampacity of 200A at 90°C in underground ducts.
Total	-	-	1,794,487	-	8,703	-	-	20,700	42.0%	



Revisions:		
No.	Date:	Description:
Graphic Scale		
DFD Number	20A1M	
Set Type	STUDY	
Date Issued		
Sheet Number	C.2	



- LEGEND**
- █ EXISTING PRIMARY DUCTBANK SYSTEM
 - █ EXISTING SIGNAL DUCTBANK SYSTEM
 - █ NEW PRIMARY DUCTBANK SYSTEM
 - █ NEW SIGNAL DUCTBANK SYSTEM
 - █ EXISTING BUILDING
 - █ EXISTING BUILDING SCHEDULED FOR DEMOLITION
 - PROPOSED BUILDING - NEW

PRIMARY AND SIGNAL DISTRIBUTION PLAN - NEW
 1" = 400'





MEETING NOTES | Kick-off Meeting Minutes

Division of Facilities Development and Management Project No. 20A1M
 Engberg Anderson Project No. 203162

DATE & TIME May 19, 2020
 LOCATION Electronic Teams Meeting
 PURPOSE Project Kick-off Meeting
 PRESENT

X	Robert Hoffmann – DFDM Project Manager
X	Thomas Bittner – UW System Administration
X	Michael Alexander – UWGB Chancellor
X	Paul Pinkston – UWGB Director Facilities Management and Planning
X	Jeffery Schulz – UWGB Campus Facilities Planner
X	Charles Rybak – UWGB Dean Arts, Humanities, and Social Sciences
X	Sheryl Van Gruensven – UWGB Vice Chancellor for Business and Finance
X	John Katers – UWGB Dean of Science, Engineering and Technology
X	Gail Sims-Aubert – UWGB Interim Vice Chancellor for Student Affairs & Campus Climate
X	Charles Guthrie – UWGB Director of Athletics
X	Heidi Sherman – UWGB Associate Professor / University Committee
X	Lynn Niemi – UWGB Director Disability Services
X	Matthew Suwalski – Director of University Union
X	Tracy Van Erem – UWGB University Executive Staff Assistant
X	Susan Gallagher-Lepak – UWGB Dean of Health, Education, and Social Welfare
X	Kathleen Burns – Interim Provost and Vice Chancellor for Academic Affairs
X	Matthew Dornbush – UWGB Dean of Austin E. Cofrin School of Business
X	Benjamin Joniaux – UWGB Chief of Staff / Government Relations
X	Jeffrey Krueger – UWGB Director of the Kress Events Center Operation
X	Jim Brown – Engberg Anderson
X	Joe Huberty – Engberg Anderson
X	Alex Ramsey – Engberg Anderson
X	Rebecca de Boer – Saiki Design
X	Jared Vincent – Saiki Design
X	Craig Schuh – Ayres Associates
X	Peter Kolaszewski - Ayres Associates
X	Chris Ulm – Ring & Du Chateau

X	Holly Blomquist - Ring & Du Chateau
X	Frank Lopez - Ring & Du Chateau
X	Patrick Stiemke - Ring & Du Chateau
	Robert Novak - Ring & Du Chateau
X	Dave Herbet – Ring & Du Chateau
X	Josh Nickols - Ring & Du Chateau

I. Introductions

- A. Owner team introduced.
 - 1. Paul Pinkston is primary contact at UWGB.
 - 2. Jeff Schulz is secondary contact at UWGB.
- B. Consultant team introduced.
 - 1. Jim Brown is primary contact for A/E team.
- C. Core team will consist of smaller group (5-6 individuals).
 - 1. Others will be added as needed.

II. Project Team

- A. DFDM – Robert Hoffmann
- B. UWSA – Tom Bittner
- C. UWGB – Paul Pinkston and Jeff Schulz
- D. Engberg Anderson – Architect
- E. Saiki Design – Site Planning, Landscape architecture, Author of 2006 Master Plan
- F. Ayres – Civil Engineering, Utilities, and Transportation
- G. Ring & Du Chateau – MEP+FP, Technology, Utilities (steam & chilled water)

III. General Administration

- A. Communication with stakeholders to flow through core team.
- B. Information to be discussed at meeting and via e-mail.
- C. Since this is a State project it is open to the public and information accessible via open records requests. Keep communications formal.
- D. EA is project recorder.
- E. Follow DFDM A/E Policy & Procedure Manual.
- F. Final document is intended to be a living document and updateable after A/E completion.

IV. Scope

- A. Project background
 - 1. There has been a significant number of completed capital projects since the last Master Plan was initiated in 2003 and completed in 2006.
 - a. Rose & Wood remodeling - \$5M in 2009.
 - b. Union expansion and remodeling - \$5M in 2005.
 - c. Sports expansion and remodeling - \$24M in 2004.
 - d. Lab Science - expansion and remodeling - \$16M in 2000.
 - e. Sports - \$5M.

2. There are numerous recently advertised, on-going, and completed studies.
 - a. Union Study – Advertised for A/E Selection 5/2020.
 - b. Housing / Residence Life Study – Completed late 2019.
 - c. Health Sciences Study – A/E selected 4/2020 (site already selected).
 - d. Cofrin Library Study - Draft study released 3/2020.
 - e. Recent enrollment planning document.
 - f. Recently updated Academic Plan.
 - g. Phoenix Innovation Park – a P3 research park project that will impact campus.
 - h. Athletic and Intermural Study (10-years old +/-).
 - i. Business school Plan.
 - j. Stormwater study.
 3. A unifying, updated Master Plan will assist in long term campus planning.
- B. Goals
1. Unification of various planning efforts into a single cohesive plan.
 2. Engage stakeholders from Campus and City of Green Bay.
 3. Provide a roadmap for successful growth.
 4. Guide 6-10 years of planning cycles.
 5. Assist with Capital Project requests.
 6. Project needs to align with published Mission and Vision.

V. Planning Issues

- A. Campus growth.
 1. 2018 campus population of approximately 7,400 students.
 2. Anticipated campus population of approximately 8,100 students in 2025.
 3. Growth is on graduate population more so than undergraduate population.
- B. Bayshore Development.
- C. Shorewood Golf Course – property in general.
- D. Consideration given to non-contiguous, UWGB properties.
 1. Satellite campus are not include in Master Planning.
- E. City of Green bay
 1. Possibly meet with City planner.
 2. Smart Growth 2020 study.
 - a. May be working on an update.
 - b. Ends south of campus.
 3. More urbanization of area around campus.
 - a. Retail growth.
 - b. V Ave. corridor.
- F. Plan for significant administrative time for information gathering.
- G. Sustainability Guidelines need to be incorporated.
- H. Utilities studied as part of project – capacity and distribution.
 1. Capacity of steam has been increased over the years as growth has occurred.
 2. Chilled water capacity has not been increased over the years.
 3. Electrical appears adequate.
 4. Stormwater study is available.

- I. Circulation / Transportation – Vehicular, walking, biking.
 - 1. Previous transit initiatives have not lead to permanent ridership.
 - 2. Parking expansion envisioned in previous Master Plan has not occurred and is no longer needed.
 - 3. Phoenix Innovation Park will have an impact.
 - 4. Wayfinding is an issue. Early difficulty then becomes easier with familiarity.
 - a. Not ideal for an access institution.
 - b. “where is the front door”
 - 5. Looking to complete ½ of inner loop road.

VI. Engagement

- A. Students – list of student groups.
 - 1. Look for multiple means for providing input.
 - 2. Res Life process went well.
 - 3. Whiteboard sessions
 - 4. Drop-ins
 - 5. Social media...
- B. Faculty

VII. Alternate

- A. Provide alternate proposal for select utilization data gathering.
- B. Align, correct, and fill gaps in classroom utilization.
- C. Current student occupancies range from 17 – 74 seats.
- D. COVID-19 may force need to adjust.
- E. Not campus wide.

VIII. Schedule

- A. Current WisBuild dates:
 - 1. Preliminary Review – 10/20
 - 2. Final document - 3/21.
- B. Contract – July/August.
- C. Draft – January 2021.
- D. Final May 2021.
 - 1. Final Presentation open to campus – in-person and electronically.
 - 2. Possibly present final document at BOR.

IX. Closing

- A. Action Items & Homework/Assignments for next meeting
 - 1. A/E/Consultant:
 - a. Prepare fee proposal.
 - b. Project Directory.
 - 2. DFDM: Share Facilities Master Plan Document with design team.
 - 3. UWSA: None.
 - 4. UWGB:
 - a. Provide red-lined 2006 Master Plan document.
 - b. Provide various studies and document for review.
- B. Next Meeting – Date, Time, Location: TBD

These meeting minutes constitute the author's understanding of the issues discussed and the decisions reached. Please contact the undersigned with any additions, deletions or changes.

Prepared by

Jim Brown, AIA
Principal

Copied Attendees

EA File Name: Y:\2020 3139\203162 UWGB Campus Master Plan\1-Project Administration\7-Meetings\20A1M Meeting Minutes.Docx

MEETING NOTES | Master Plan Meeting #1 Minutes

Division of Facilities Development and Management Project No. 20A1M

Engberg Anderson Project No. 203162

DATE & TIME October 7, 2020
 LOCATION Electronic Teams Meeting
 PURPOSE Master Plan Update Preparation Meeting with Core Team
 PRESENT

X	Robert Hoffmann – DFDM Project Manager
X	Thomas Bittner – UW System Administration
X	Paul Pinkston – UWGB Director Facilities Management and Planning
X	Jeffery Schulz – UWGB Campus Facilities Planner
X	Jim Brown – Engberg Anderson
X	Jared Vincent – Saiki Design
X	Craig Schuh – Ayres Associates
X	Chris Ulm – Ring & Du Chateau
X	Frank Lopez - Ring & Du Chateau
X	Patrick Stiemke - Ring & Du Chateau
X	Robert Novak - Ring & Du Chateau
X	Josh Nickols - Ring & Du Chateau
X	Mathew Litchfield -

1. Introductions
 - a. Core team in attendance.
2. Kick-off meeting minutes review
 - a. No comments
3. Schedule
 - a. Overall schedule outline depicting each general planning phase was presented.
 - b. Special attention was given to the current Organizational Phase.
 - i. First step is to meet with campus leadership.
 1. Pinkston to coordinate meeting date/time with Chancellor’s schedule.
 - ii. Identify focus groups
 - iii. Schedule meetings with each focus group (FG).
 - iv. EA to develop and provide content to each FG prior to meetings.

- c. Hoffman suggested the team move as fast as possible in order to get in front of the concurrent planning projects (Union study and Health Sciences pre-design).
 - i. 400 bed housing pre-design to be completed in November.
 - ii. Union study awaiting the contract.
 - iii. Health Sciences contract executed and project is just getting underway.
4. Focus Groups
- a. Focus groups from 2006 Master Plan were reviewed for continuity.
 - b. Open forum – due to COVID there will be no open forum.
 - c. Meeting will be held virtually.
 - d. Meet with representatives from each of the 4 colleges.
 - e. City of GB possibly working on update to their 2022 plan.
 - f. Campus to finalize list of focus groups.
5. General Discussion
- a. Campus to discuss good quality surge space.
 - b. Surge space has been filled as campus has grown.
 - c. Currently, surge space is non-existent.
 - d. Future renovations or building replacements will create need.
 - e. Classroom master programming
 - i. Counts appear to be good.
 - ii. Campus to verify need of specialized classrooms.
 - iii. Bittner suggested a need for 90 person capacity classrooms.
 - f. UWGB is an access University. Might not have been publicized previously as much.
 - g. Satellite campus enrolment is down compared to historical figures.
 - h. Main entrance is off Nicole Dr. Secondary entrance is via Leon Bond Dr off Bat Settlement Rd.
6. Core Planning themes
- a. Pastoral campus vs automobile.
 - i. Students are bring more automobiles to campus than ever before.
 - ii. Public transportation programs have not been successful.
 - b. Campus concourse
 - i. Seen as asset and an expected amenity.
 - ii. Campus hears about the lack of expansion to new STEM facility.
 - c. Size
 - i. Campus has grown since last Master Plan.
 - ii. Future growth expected.
7. Summary of previous master planning goals and key components were reviewed.
8. Planning Principles
- a. Enrollment growth
 - i. 5,500 students in 2005
 - ii. 7,000 students in 2018
 - iii. Campus projection of 8,600 students in 2025 (UWSA projects 7,700).
 - iv. The number of parking stalls is not an issue
 - b. Area for expansion is available.
 - c. Continue sustainable growth.

- d. Continue to work towards integration with the City of Green Bay.
 - i. Campus to provide recent “core service area” information as to where students come from.

9. Primary Planning Issues

- a. Circulation and wayfinding
 - i. Continue inner loop road in selected spots.
 - ii. Large capital improvement projects (non-building) are difficult to accomplish given the current funding models.
 - iii. Active reduction in linear feet of roadway.
- b. Parking
 - i. Expanding parking is not needed at this time.
 - ii. Issues with students driving to class from the res life facilities.
- c. Building Opportunities
 - i. Continuation of the concourse is important.
 - ii. Lantern-like building features not necessary – wayfinding and campus focal points are important.
 - iii. Concourse improvements continue.
 - iv. Library, union, housing, health sciences – planning projects underway.
 - v. Utilities – Chilled water not expanded when buildings have been added.
- d. Context / Community
 - i. City transit is not utilized regardless of programs offered.
 - ii. Working with City on bike path along Nicole Dr.
 - iii. Arboretum is used by community.
 - iv. Retail has been slow to develop.
- e. Sustainability
 - i. Sustainability office has been created and is one of the focus groups tapped for input.
 - ii. Stormwater management. Will need financial assistance from the state to implement.

10. Secondary Planning Issues

- a. Arboretum
 - i. Partnered with North East Wisconsin Land Trust (NEWLT) on the purchase of 78 acres 3.5 miles north of campus.
- b. Campus Entry
 - i. Incremental improvements have been made when possible.
 - ii. Financial constraints prohibit large scale enactment.
- c. Pedestrian Spaces
 - i. Created Phoenix park
 - ii. Quad is not easily accessed. Undulating Terrain.
- d. Site Specific Studies
 - i. Retail
 - ii. Housing quad
 - iii. Pedestrian walks

- 11. Campus Strategic Vision included for reference but not discussed.
- 12. Campus Mission Statement – Select Mission included for reference but not discussed.
- 13. Campus Mission Statement – Core Mission included for reference but not discussed.
- 14. Campus Mission Statement – System Mission included for reference but not discussed.

15. Closing

- a. Action Items & Homework/Assignments for next meeting
 - i. A/E/Consultant:
 - 1. Develop Questionnaire for release to focus groups prior to meetings.
 - 2. Project Directory.
 - ii. DFDM: None.
 - iii. UWSA: None.
 - iv. UWGB:
 - 1. Schedule meeting with campus leadership prior to focus group meetings.
 - 2. Schedule focus group meetings.
 - 3. Provide red-lined 2006 Master Plan document.
 - a. Provide various studies and document for review.
- B. Next Meeting – Date, Time, Location: TBD

These meeting minutes constitute the author's understanding of the issues discussed and the decisions reached. Please contact the undersigned with any additions, deletions or changes.

Prepared by

Jim Brown, AIA
Principal

Copied Attendees

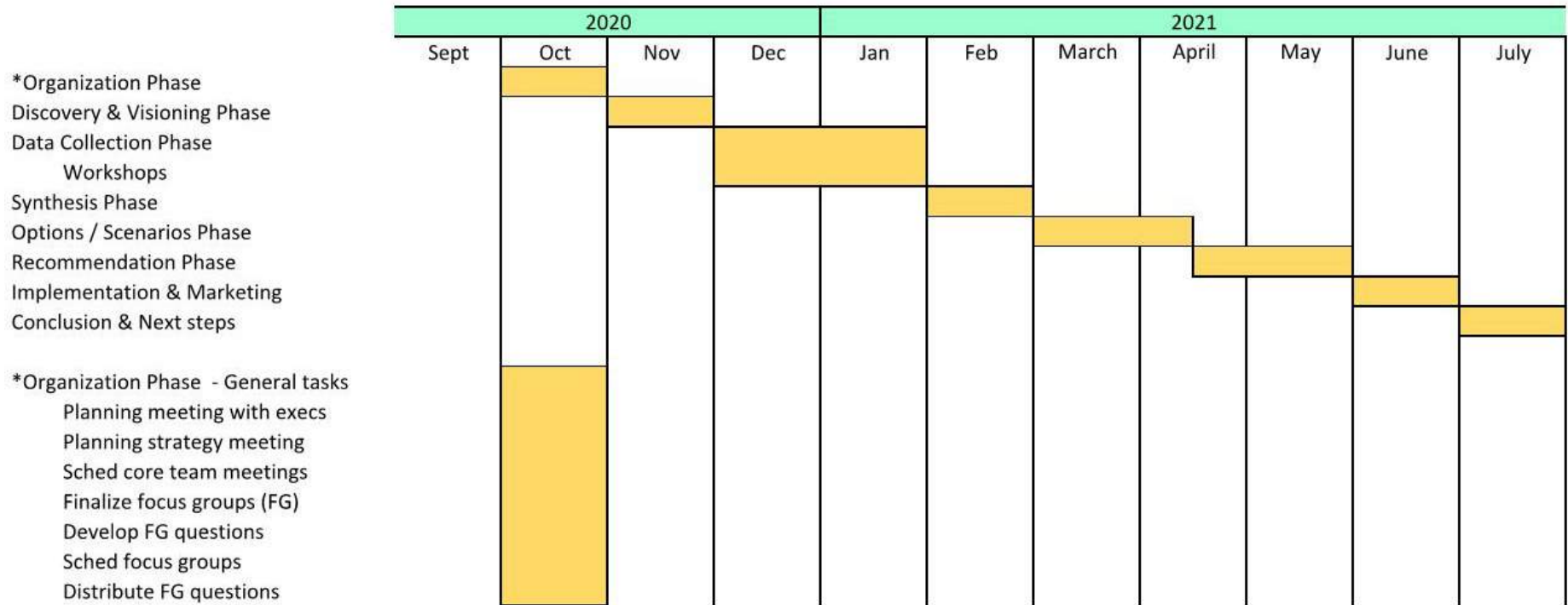
EA File Name: Y:\2020 3139\203162 UWGB Campus Master Plan\1-Project Administration\7-Meetings\20A1M Meeting Minutes.Docx



UNIVERSITY OF WISCONSIN – GREEN BAY
MASTER PLAN UPDATE

PROJECT No. 20A1M

Schedule



Core Planning Themes (from 2006 MP)

The Environmental Ethic.

Approach to campus planning that married academic programs, residential life, and the physical campus environment. While many academic programs maintain an environmental emphasis, it no longer provides the integration across programs and operations that it once did. The environmental ethic finds clearest expression in a commitment to maintaining a green, pastoral campus. However, this commitment competes with the social and physical realities of a dependence on automobiles at UW-Green Bay. Alternative transit options are limited.

The Campus Concourse.

The concourse system is a major campus asset and must be developed. Designed to create spaces to foster interaction, it is convenient for users, particularly because of the climate in which the campus is located, and forms an internal service corridor. However, this asset has its down sides. Future development must expand the concourse, it restricts sight of the outside environment, reducing orientation and wayfinding cues, and hides campus activity even on a beautiful day. Physically and psychologically, it separates unconnected destinations. It defines a central campus exterior space that is difficult to reach, particularly for visitors, and is an underutilized space in the campus core. Added cost for new projects.

Size.

The ultimate size of the institution is an unresolved issue at the time of publication of this Master Plan. The campus clearly possesses the land mass and the infrastructure to support growth. Leaders of the Green Bay community have indicated their strong desire for the university to grow, however the ultimate enrollment, student mix, and timeline for growth have not been resolved by the campus.



Master Plan Summary (from 2006 MP)

Goals

- Establish a plan for future development for use by city officials, students, faculty, and staff.
- Identify potential for campus physical growth within the context of indeterminate population growth.
- Identify campus improvements in a “growth” scenario.
- Enhance pedestrian and vehicular circulation and wayfinding.
- Foster continued interaction between the UW Green Bay campus and the Green Bay community.
- Reach consensus on issues important to the future development of the campus.
- Initiate a participatory, inclusive process to bring together diverse stakeholders.

Key Components of the Plan

- Improved circulation system for vehicles and pedestrians.
- Efficient development of the campus core.
- Efficient expansion of on-campus housing.
- Preservation of quality campus open spaces.
- Addition of traditional elements and spaces to support the collegiate experience.
- Use of existing infrastructure resources whenever, wherever possible.
- Increased parking capacity on campus.
- Increased connections between campus and the surrounding community.
- Promotion of sustainability in buildings and utilities.
- Development of land use planning to accommodate future multimodal transportation expansion.



Campus Planning Principles (from 2006 MP)

Enrollment Growth is Possible

Approximately 5,500 students are enrolled on campus (2005).

Assumption was 50-percent growth in enrollment over a ten-year period. Increase from 5,500 students in 2005 to 7,500 students in 2015.

Enrollment in 2015 was approximately 6,500 students.

Enrollment in 2018 was approximately 7,000 students.

UW System projects enrollment in 2025 to be 7,712 students.

UW Green Bay projects enrollment in 2025 to be 8,616 students (based on 3% annual growth from 2018).

- The majority of the enrollment growth will occur among traditional and/or on-campus students
- Enrollment growth will occur incrementally
- UW-Green Bay will continue to allocate parking assignment and revenue as it currently does
- UW-Green Bay will strive to provide on-campus housing options for 40 percent of students

The above assumptions are subject to change as the campus continues to develop and evolve its enrollment plan. The impact of a fully-developed enrollment plan on the master plan should be evaluated.



Campus Planning Principles (from 2006 MP)

Campus has Room to Expand

Campus has sufficient physical capacity for growth of the student population. The institution holds land available for expansion of buildings, both academic and residential, as well as expanded circulation networks and recreation spaces.

Sustainable Growth is Essential

Issues of environmental as well as operational sustainability were at the forefront of the planning effort, from siting conceptual building footprints and maximizing solar orientation to recommending an increase in multimodal transportation options.

Greater Integration with the City will Reduce Isolation

UW–Green Bay is surrounded almost entirely by low-density residential developments interspersed with commercial or industrial clusters. Its location outside of the City of Green Bay inherently isolates the campus from the urban fabric of the city. Depending on the nature of growth, it would be prudent for the university to consider expanding its facilities in downtown locations or identifying other ways to achieve greater integration with the larger community.

UW-Green Bay identified the “core service area”, or area from which most commuter students originate and compared these locations to Green Bay Metro full bus service routes.

Does campus have an updated “core service area”?

Primary Planning Issues (from 2006 MP)

Circulation and Wayfinding – While there is a strong desire to maintain the park-like quality of the campus, roadway configurations, lack of visual connection to the campus core, and multiple entry points make it difficult to navigate the campus.

Recommendations:

- Create the Inner Loop Road
 - Only from Lab Science Drive to Kress Events Center. Half of the segment from Lab Science to Wood Hall.
- Design and implement a welcoming entry
 - No
- De-emphasize secondary entrance points
 - Nothing in particular
- Create safe, logical intersections
 - No changes in roads
- Establish circulation pattern: drive, park, walk
 - We already have a Circle Drive and perimeter parking.
- Create lantern-like features at all campus core buildings, visible from the Inner Loop Road
 - No



Primary Planning Issues (from 2006 MP)

Parking – While there is an abundance of parking and a desire to keep parking lots out of the campus core, existing parking lots are frequently filled to capacity. It is difficult for campus visitors to find parking close to their destination.

Recommendations:

- Introduce buffer strips to all parking lots
 - No. Creates additional maintenance and repair.
- Incorporate additional strategies to address concerns about the size of parking lots and to control heat island effects and storm-water runoff
 - We did change Wood Hall in 2010. Perimeter greenspace is larger than when it had islands.
- Consider coupling physical and operational measures to regulate parking use and distribution
- Increase parking fees to fund improvements
 - Parking rates increases are on hold due to budget cuts. We have reduced mowing berms to EOW strategies and increased lawn height to 3.5" minimum.
- Use existing lots to expand parking, if necessary
 - None has occurred yet, but is being considered for KEC lot and East Housing Lot.



Primary Planning Issues (from 2006 MP)

Building Opportunities – While the campus has excess physical capacity in terms of land and much of the infrastructure, increased enrollment, program expansion or updated building space may require expansion of academic and residential facilities.

Recommendations:

- Maintain a concourse connection to future academic buildings within the academic core
 - Yes, for future Health Sciences building.
- Create pedestrian-friendly, interactive concourse spaces
 - Some corridors have been improved with graphics and seating.
- Include courtyards, glass hallways, and other daylighting opportunities in the design and construction of new buildings
 - No new buildings yet.
- Include lantern-like entry features within the architecture of all new buildings
 - No
- Provide for potential expansion of residential and academic building space
 - Have concurrent Res Life building study now.



Primary Planning Issues (from 2006 MP)

Context/Community – While the campus seeks to enhance its tradition of connecting to the community, there is also a strong desire to maintain its identity and boundary.

Recommendations:

- Promote use of city transit options
 - We have many programs, but few riders.
- Build multimodal transportation routes to and from campus and within campus boundary
 - Working with City of GB on their bike routes along Nicolet Drive.
- Coordinate with the City of Green Bay, Brown County, and the Wisconsin Department of Transportation
 - See above
- Continue to invite the public to enjoy campus amenities
 - They do and expect it for free.
- Encourage use of the arboretum as a unique educational and recreational space
 - It is and is expected to be without rules
- Promote Weidner Center for Performing Arts and Kress Events Center
 - It is
- Continue tradition of “Connecting Learning to Life”
 - That phrase is outdated
- Create partnerships with the City of Green Bay and private developers to encourage adjacent development that supports campus needs and responds to campus customers
 - City has improved University Avenue, but retail is slow to follow.



Primary Planning Issues (from 2006 MP)

Sustainability – While sustainable campus design and growth is valuable it must continually be evaluated against UW-Green Bay’s specific needs and constraints.

Recommendations:

- Establish a Sustainable Development Policy with defined action plans and clear targets for all departments
 - An office has recently been created.
- Create campus-wide sustainability committee
 - Has been active since 2009.
- Create a comprehensive “Best Management Practices” (BMP) guideline for the campus
 - Not complete.
- Orient buildings for solar access
 - Dependent on building and site.
- Enhance and promote multimodal transportation options in and around campus
 - Offered many programs that did not last more than 1 year.
- Incorporate recommendations from separate stormwater management study
 - Completed the MS4 update in 2019. Will need state funding for all improvements.



Secondary Planning Issues (from 2006 MP)

Arboretum – While the Cofrin Memorial Arboretum is an important element of the campus identity and provides a valuable research and recreational function, it forms a physical and perceived barrier between campus and community.

Recommendations:

- Continue to preserve and maintain existing arboretum land holdings
 - [We have partnered with NEWLT on another 78A next to Point Au Sable.](#)
- Continue to make the arboretum accessible to non-campus community users
 - [Trails offer different substrates.](#)
- Encourage the use of the Cofrin Memorial Arboretum Land and Resource Management Plan, drafted by the Cofrin Center for Biodiversity, in management of the arboretum
 - [We have signage at trailheads.](#)



Secondary Planning Issues (from 2006 MP)

Campus Entry – While UW-Green Bay seeks to open its doors to community users, prospective students, and other visitors, the campus lacks an obvious point of arrival and key destination points are visually and/or physically inaccessible.

Recommendations:

- Create a gateway into the academic core and a destination point for visitors
 - Added to LED signs at main entry roads.
- Provide a pedestrian connection to key destination points such as Student Services, University Union, and Cofrin Library
 - Already exists
- Preserve space for potential terrace feature with food service at grade in the campus quad
 - Not implemented.
- Design and implement the quad as a “traditional” campus gathering space
 - Not implemented.
- Link the Weidner Center and Studio Arts to the entry plaza
 - Not implemented.



Secondary Planning Issues (from 2006 MP)

Pedestrian Spaces – While the UW–Green Bay campus wishes to promote safe, inviting spaces for students, faculty, staff, prospective students, and other visitors, it lacks some of the basic physical planning elements familiar to campuses worldwide.

Recommendations:

- Create a campus entry that allows visual access to many major buildings within the academic core and provide visitor parking at the entry feature
 - [Not implemented.](#)
- Create a campus quad that becomes a social, active space at the heart of campus
 - [Created Phoenix Park \(east of University Union and west of Res Life\)](#)
- Continue to promote the use of courtyards and windowed hallways adjacent to concourse connections
 - [We have plenty of seating for students at these points.](#)



Secondary Planning Issues (from 2006 MP)

Site Specific Studies – While the Master Plan seeks to focus on broad issues of campus growth and development, site specific studies offer more detailed conceptual developments of smaller projects that could improve the experience of the UW–Green Bay user.

Recommendations:

- Develop a small retail area on or immediately adjacent to the northeast corner of campus near undergraduate student housing
 - [Business models show lack of sustainable revenue.](#)
- Develop housing quads as pedestrian oriented spaces rather than automobile-dominated drop-off zones
 - [Created a Residence Life Master Plan.](#)
- Convert existing housing drop-off zones into pedestrian quads when improvements become necessary
- Provide pedestrian walks wide enough to accommodate emergency and event access
 - [All walks are currently wide enough for vehicles, but not all walks are designed to support large emergency or event vehicles.](#)



Next Steps

Closing

Anything else?

Action Items & Homework/Assignments for next meeting

A/E/Consultant:

DFDM PM:

Campus Planning Rep:

Agency/User Group Rep:

Next Meetings – Date, Time, Location:

Next Meeting – Campus Leadership

Required Attendees: Core Team

Urban-Serving Strategic Vision

The University of Wisconsin-Green Bay is an access-driven, urban-serving comprehensive university that provides a world-class education and promotes economic growth and sustainability as well as health, wellness and social equity in Green Bay and the surrounding areas through a commitment to interdisciplinary learning, scholarship and problem-solving.

To realize this vision, UW-Green Bay must be:

- A university that makes student success its highest priority.
- A large university (10,000 total headcount) approaching 15% out-of-state students with one of the highest proportions of international students in the UW System.
- A diverse university that reflects the community.
- A leading comprehensive, Division I university recognized for connecting community partners in innovative programs of development, education and sustainability.
- An internationally-recognized university that instills the benefits of interdisciplinary thinking and learning.
- A university known for distinctive programs, including traditional and professional graduate programs.
- A university that invests in its people, values innovation and creativity, and strives to create a work environment that supports personal and professional growth.



Mission Statement | I. The Select Mission

The University of Wisconsin–Green Bay is a multi-campus comprehensive university offering exemplary undergraduate, master’s and select doctoral programs and operating with a commitment to excellence in teaching, scholarship and research, and service to the community. The University provides a problem focused educational experience that promotes critical thinking and student success.

The culture and vision of the University reflect a deep commitment to diversity, inclusion, social justice, civic engagement, and educational opportunity at all levels. Our core values embrace community-based partnerships, collaborative faculty scholarship and innovation.

Our commitment to a university that promotes access, career success, cross-discipline collaboration, cultural enrichment, economic development, entrepreneurship, and environmental sustainability is demonstrated through a wide array of programs and certifications offered in four colleges: College of Arts, Humanities and Social Sciences; College of Science, Engineering and Technology (including the Richard Resch School of Engineering); College of Health, Education and Social Welfare; and the Austin E. Cofrin School of Business, leading to a range of degrees, including AAS, BA, BAS, BBA, BM, BS, BSN, BSW, MS, MSW, MSN, and Ed.D.



Mission Statement | II. The Core Mission

As an Institution in the University Cluster of the University of Wisconsin System, the University of Wisconsin-Green Bay shares the following core mission with other institutions of the Cluster:

1. Offer associate and baccalaureate degree level and selected graduate programs within the context of its approved select mission.
2. Offer an environment that emphasizes teaching excellence and meets the educational and personal needs of students through effective teaching, academic advising, counseling, and through university-sponsored cultural, recreational, and extracurricular programs.
3. Offer a core of liberal studies that support university degrees in the arts, letters, and sciences, as well as for specialized professional/technical degrees at the associate and baccalaureate level.
4. Offer a program of pre-professional curricular offerings consistent with the university's mission.
5. Expect scholarly activity, including research, scholarship and creative endeavor, that supports its programs at the associate and baccalaureate degree level, its selected graduate programs, and its approved mission statement.
6. Promote the integration of the extension function, assist University of Wisconsin-Extension in meeting its responsibility for statewide coordination, and encourage faculty and staff participation in outreach activity.
7. Participate in inter-institutional relationships in order to maximize educational opportunity for the people of the state effectively and efficiently through the sharing of resources.
8. Serve the needs of women, minority, disadvantaged, disabled, and nontraditional students and seek racial and ethnic diversification of the student body and the professional faculty and staff.
9. Support activities designed to promote the economic development of the state.



Mission Statement | III. The System Mission

The University of Wisconsin-Green Bay shares in the mission of the University of Wisconsin System.

The mission of this System is to develop human resources, to discover and disseminate knowledge, to extend knowledge and its application beyond the boundaries of its campuses, and to serve and stimulate society by developing in students heightened intellectual, cultural, and humane sensitivities; scientific, professional, and technological expertise; and a sense of value and purpose. Inherent in this mission are methods of instruction, research, extended education, and public service designed to educate people and improve the human condition. Basic to every purpose of the System is the search for truth.



MEETING NOTES | Focus Group Meeting Minutes

Division of Facilities Development and Management Project No. 20A1M

Engberg Anderson Project No. 203162

DATE &
TIME October 19, 2020
LOCATION Electronic Teams Meeting
PURPOSE Meeting with the Chancellor
PRESENT

X	Robert Hoffmann – DFDM Project Manager
X	Thomas Bittner – UW System Administration
X	Michael Alexander – UWGB Chancellor
X	Sheryl Van Gruensven – CBO / Senior Vice Chancellor for Institutional Strategy
X	Paul Pinkston – UWGB Director Facilities Management and Planning
X	Jeffery Schulz – UWGB Campus Facilities Planner
X	Jim Brown – Engberg Anderson
X	Joe Huberty - Engberg Anderson
X	Jared Vincent – Saiki Design

1. Introductions
2. Purpose
 - a. Core Values / Who and what are we today?
 - b. Visioning – Global Goals /Where do we want to go.
3. Initial Thoughts
 - a. Beautiful campus that is separated from the city – need to embrace the city.
 - i. Natural areas – show them off / advertise our assets.
 1. Connect to the water
 - ii. Started with Environmental Roots
 1. Embrace the commitment to sustainability and natural areas
 2. History of environmentalism
 3. Need to market it more creatively going forward
 - b. Campus was built in the 1960s
 - i. Buildings are uninviting
 - ii. Few inviting spaces to congregate and collaborate
 - iii. Not expectant of collaboration – a series of silos.
 1. Collaboration needs to be supported with more interactive/gathering spaces
 - iv. Edges need to be better defined to better indicate natural areas, athletics, academics, and housing, open rec space.

- c. Community
 - i. Need to figure out more ways for the public and community to utilize the campus
 - ii. Need to be more inviting and public needs a reason to come.
 - 1. Where is the entry?
 - a. Enhance entrance
 - 2. How does the public find us? A building on campus?
 - a. Better signage
 - 3. Phoenix Innovation Park / STEM
 - a. Reason for the public to come
 - b. Public / Welcoming
 - c. Might need parking for the public
 - 4. Cofrin Research Center
 - a. Hub for collaboration and interactive engagement with broader community.
 - 5. Potential for a Charter School
 - d. Residence Life
 - i. Housing capacity is sufficient for undergrad population.
 - ii. Don't necessarily need more housing but better / different types of housing.
 - 1. More graduate housing needed (10-12% growth/year)
 - e. Academics / Students
 - i. Campus was originally planned as a residential campus, but not the case anymore.
 - 1. Need hybrid plan going forward to support commuters.
 - 2. Commuter population likely to continue to grow
 - ii. Support commuters/remote students (3/4 of students are commuters)
 - 1. Shifting class schedules will change when and how students move around campus (evening classes likely to be added)
 - 2. Shorter semesters?
 - iii. Want campus to be more active later in the day – until 10pm.
 - iv. Currently have adequate classrooms, but need more interactive learning spaces
 - 1. How can classrooms be adapted to these other uses
 - v. Class schedule likely to shift (pandemic and after....)
 - vi. Do not see growth in international students.
 - vii. On-line presence for education / for business school.
 - 1. Hybrid aspect includes things like financial trading room
 - 2. Higher value added on campus experience.
 - f. Concourse System
 - i. The tunnels are a labyrinth, but liked by the students
 - ii. Tunnels make campus appear larger than it is
 - iii. Tunnels sever exterior connections. Can see it but can't get there.
 - iv. Creates a disconnect between students and the outdoors
 - 1. Need to strengthen outdoor connections (visual and physical access)
4. Existing Campus to Preserve
- a. Weidner Center, Kress - great facilities that age well.
 - b. Arboretum surrounding campus makes it unique
 - i. Would like to improve access to the water and beach
5. Existing Campus to Change
- a. Transform
 - i. The way people are welcomed and lead through campus
 - 1. Arrival (at many levels)
 - 2. Wayfinding- 40% of students are first generation, campus is too much of a labyrinth, and the students need a sense of community.
 - 3. External Doors – access from exterior.
 - 4. Tunnel/outside options
 - 5. Roadway improvements (expensive to change, but should be looked at)

- a. Capitalize on parking.
 - 6. These types of projects are difficult to fund.
 - ii. Be realistic but make changes to make campus a comfortable and inviting space for visitors and students.
 - iii. Do what can be done to make each piece more functional.
 - b. Enhance
 - i. #1 need - Replace Cofrin Library
 - 1. Frame it as “the first new building of the new campus, rather than the last of the old....looking at the next 50 years, not the last 50 years”
 - ii. Campus is changing and growing- needs a modern/tech appearance that also embraces the natural beauty to continue being unique.
 - iii. Campus needs to be modern, embrace technology, not to look like every other campus.
 - iv. Space to support nature and campus as an access institution.
 - v. Something **BOLD**. Campus needs a signature (or interesting) space/thing/etc on campus.
6. Current Projects
 - a. Health Science
 - b. Union
 - c. Cofrin Library- the start of a new philosophy
 - d. Campus Master Plan needs to be a guide for the new mission
 - i. More external openings
 - ii. Linked to campus
 - iii. Supports environment and tech campus
7. J Schultz- Students need a reason to stay on campus after class.
 - a. What can we offer commuters?
 - b. How can we link to the City of Green Bay?
8. Closing
 - a. Come to campus.....stay on campus.

These meeting minutes constitute the author's understanding of the issues discussed and the decisions reached. Please contact the undersigned with any additions, deletions or changes.

Prepared by

Jim Brown, AIA
Principal

Copied Attendees

EA File Name: Y:\2020 3139\203162 UWGB Campus Master Plan\1-Project Administration\7-Meetings\20A1M Meeting Minutes.Docx

MEETING NOTES | Continuation of Data Collection Meeting Minutes

Division of Facilities Development and Management Project No. 20A1M

Engberg Anderson Project No. 203162

DATE & TIME November 24, 2020
 LOCATION Electronic Teams Meeting
 PURPOSE Workshop 2 is a continuation of our analysis and information collection
 PRESENT

X	Robert Hoffmann – DFDM Project Manager
X	Thomas Bittner – UW System Administration
X	Paul Pinkston – UWGB Director Facilities Management and Planning
X	Jeffery Schulz – UWGB Campus Facilities Planner
X	Jim Brown – Engberg Anderson
X	Joe Huberty - Engberg Anderson
X	Chris Ulm – Ring & Du Chateau
X	Mathew Litchfield - Ayres
X	Craig Schuh - Ayres
X	Jared Vincent – Saiki Design

1. Schedule

- a. Completed the Organization Phase
 - i. Planning meetings with the Chancellor and Campus Leadership.
 - ii. Completed focus group meetings
 - iii. Received and compiled the questionnaire responses.
- b. Campus Leadership requested a follow up meeting upon completion of the focus group meetings.
 - i. Campus Leadership participated in individual focus group meetings (occurred after initial meeting).
 - ii. Therefore, the next meeting could occur at the end of January.
- c. UWGB is scheduled to meet with the City and County for long-range planning in late January.
- d. The design team would like to meet with the Chancellor to preview the big picture options before presenting the options to the balance of campus.
 - i. This meeting to occur the week of 1/18 (the 18th is a holiday).
 - ii. **Subsequent to the meeting the meeting has been scheduled for 1/21 at 1:00pm.**
- e. The design team would like to meet with the team to determine project drivers / principles for addressing by the Master Plan.
 - i. Ideally this meeting would occur the week of November 30.
 - ii. EA to send a poll for potential dates / times.
 - iii. **Subsequent to the meeting the meeting has been scheduled for 12/3 at 1:30pm.**

- f. The design team would like to meet with the team to discuss storm water management.
 - i. Ideally this meeting would occur the week of November 30.
 - ii. Subsequent to the meeting the meeting has been scheduled for 12/1 at 2:00pm.
- g. The project is generally tracking along the proposed schedule.
- 2. Questionnaire responses
 - a. Summary compilation was previously sent for review.
 - b. Everyone is encouraged to review the responses.
 - c. We received responses from 71 individuals.
 - i. An approximate 75/25 mix of faculty / staff and student responses.
 - ii. Faculty / staff and student responses were generally aligned.
- 3. Questionnaire response topics
 - a. Perception of campus
 - i. Beautiful was overwhelmingly used to describe campus.
 - ii. Overall much more positive than negative.
 - b. First impression of campus
 - i. Park, Nature, and Beauty were terms used most often.
 - ii. Overall much more positive than negative.
 - iii. Removed from City was identified as a positive and a negative.
 - iv. Comments received from an on-campus viewpoint.
 - 1. What is perception of on-line student?
 - c. Landmarks
 - i. Cofrin library, Kress, and Weidner are the clear top 3.
 - 1. Weidner is not always associated with campus.
 - ii. No one mentioned STEM
 - 1. Too new? Too much associated with the County? Assumed not part of campus?
 - d. Favorite buildings, spaces, and places
 - i. Cofrin library 8th floor and 2nd floor, Arboretum, MAC Winter Garden.
 - 1. Cofrin 8th floor is just an elevator lobby.
 - ii. Anyplace with windows / natural light.
 - e. Heart of campus
 - i. Union
 - f. Problematic buildings, spaces, and places
 - i. Tunnels due to leaks
 - ii. Parking is a hot topic.
 - iii. Most / all buildings got some recognition. A wide variety of items listed.
 - iv. Maybe a follow up question should be which spaces don't function well?
 - v. Survey skewed by faculty / staff representation.
 - vi. Paul Pinkston – few people explore campus. They find their spot and stay. Students and faculty / staff alike.
 - g. Campus functions
 - i. Well or pretty / very well.
 - ii. Well but.....confusing to get around, wayfinding issues.
 - h. Change or improve the environment
 - i. Wide range of responses.
 - i. Areas avoided?
 - i. No.
 - ii. Areas not used / visited in daily life.
 - j. Visual character of campus
 - i. Natural and beautiful with some nice looking new buildings.
 - ii. Dated and old buildings that need maintaining / renovations.
 - k. Improve appearance?
 - i. Maintenance, wayfinding, sustainability, front door / entry, simplify / unify.

- I. Interface with the City of GB
 - i. It doesn't and many like the separation.
 - ii. Many people and entities have relationships. Mostly individual relationships.
 - iii. Community and campus supports women's basketball at Kress.
 - iv. Students don't attend men's basketball at the Resch Center.
 - v. Jeff Schulz – UWGB music night at the river wasn't mentioned.
- m. Relationship to UW System
 - i. Wide ranging array of comments from good to it doesn't.
 - ii. A lot of hidden gem type of comments. Unknown campus / school.
 - iii. Many comments from faculty / staff regarding funding.
- n. Enhance or improve City or System relationships
 - i. City interaction is getting better.
 - ii. Take campus to downtown.
 - iii. Emphasize something.
 - iv. Recruit statewide.
- o. Campus history
 - i. UCO U – broaden support of ecology focus.
 - ii. Few traditions
 - iii. 3Ts – Trees, Toilets, and Tunnels. – Housing configuration compares nicely to other campuses.
- p. Facilities adequate for activities / operations
 - i. Overwhelming yes with very few yes, but.....
- q. If not, how can they be improved?
 - i. More lounge space, gathering spaces of varying sizes.
 - ii. Power outlets.
 - iii. Updated appearance.
 - iv. Ways to keep commuters on campus longer during the day. More commuter amenities.
- r. Need for expansion if future years
 - i. About evenly split between yes and no.
 - ii. Yes – housing, parking, union meeting spaces
- s. Traffic flow
 - i. Not an issue after familiarity but an issue for visitors and those new to campus.
- t. Parking
 - i. Equal responses – too much and not enough.
 - ii. Proximity is probably the issue for those concerned.
 - iii. Housing parking could use additional spots.
 - iv. Parking structure
 - 1. Previous talks have not gone very far.
 - 2. Is there benefit for significant cost?
 - 3. How many parking spots are needed?
 - 4. Parking costs are low by comparisons.
- u. Approaches to campus
 - i. Signage
 - ii. Where is the main entrance? Easy to miss when traveling on Nicolet.
 - iii. Branding / communication
- v. Pedestrian circulation
 - i. Connection to STEM
 - ii. Love / hate tunnels
 - iii. Circle drive / walk and bike path.
 - iv. More exterior paths
 - v. Snow / ice management.
- w. Quality / quantity of open spaces
 - i. Both are good.
 - ii. More natural areas vs mowed areas.

- iii. More seating options
 - x. Visual character
 - i. Standardize / consistency.
 - y. Environmental issues
 - i. Strength of campus
 - ii. Be a leader again.
- 4. Meeting with the Chancellor.
 - a. Notes included but not discussed.
- 5. Campus Administration focus group
 - a. Need more exterior spaces with nodes of activity
 - b. Wayfinding is a problem – internally and externally.
 - c. Visibility
 - d. Commuters are a big part of the population and need things to keep them on campus.
 - e. Need better / more exterior lighting
 - f. Golf course – repurpose?
 - g. Better connections to the water
 - h. Colleges
 - i. Only CAHSS has limited growth – others are growing.
 - ii. Health Sciences building
 - iii. Business school presence on campus.
 - iv. Public art – need more interest from college
- 6. Enrollment
 - a. Determine number of on-line students
 - b. Determine number of on-campus students
 - c. Determine number of hybrid students
- 7. Campus boundary
 - a. Include Schott property in boundary. Talks with new administration with owners will continue.
- 8. Utility discussion
 - a. Appear in good shape for future growth with a few exceptions.
 - i. Fiber
 - 1. Upgrade from older multi-mode to single-mode project (enumeration) is in the works.
Will include fire alarm, too.
 - ii. Steam generator equipment needs work or replacement.
 - iii. Chiller / cooling tower is in the works
 - iv. Electrical needs replacing – current projects (2) being worked on by Clark Dietz.
 - b. Site lighting – Potential small project.
- 9. Other ongoing studies – Need to coordinate MP Update with studies
 - a. Residence hall study is available now
 - i. Parking is partially addressed.
 - ii. Overall parking count is decreased.
 - iii. Leaving balance of parking to be addressed via the Master Plan
 - iv. Same for storm water management.
 - v. Need campus wide review / approach.
 - b. Health Sciences
 - i. Programming has begun.
 - ii. Currently looking at massing.
 - iii. Square footage is under discussion – currently too much area.
 - iv. Location adjacent to Lab Sciences
 - 1. Tunnel system considerations will impact location.
 - c. Union study not started.
 - i. Potential for real “gateway” to campus.

- d. Cofrin study complete
 - i. Cofrin / Union relationship is important.
 - ii. Study needs to be in agreement with Master Plan.
10. Closing

These meeting minutes constitute the author's understanding of the issues discussed and the decisions reached. Please contact the undersigned with any additions, deletions or changes.

Prepared by

Jim Brown, AIA
Principal

Copied Attendees

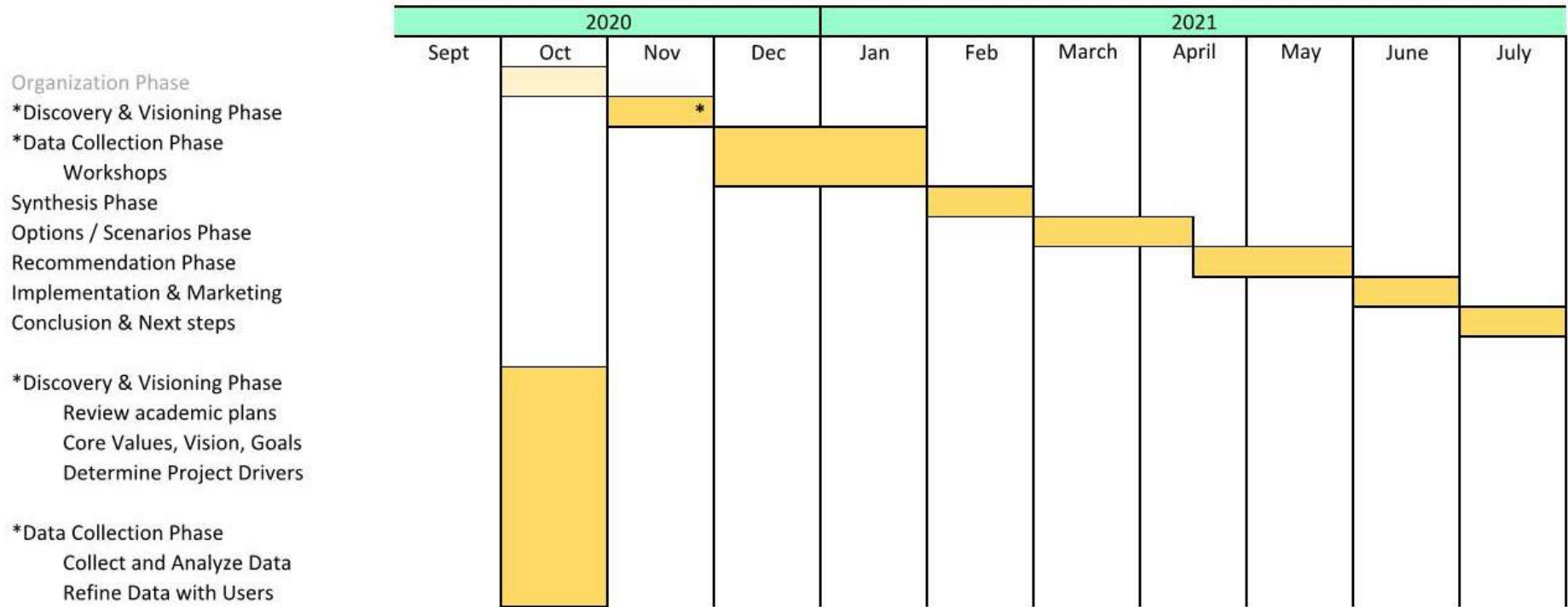
EA File Name: Y:\2020 3139\203162 UWGB Campus Master Plan\1-Project Administration\7-Meetings\20A1M Meeting Minutes.Docx



UNIVERSITY OF WISCONSIN – GREEN BAY
MASTER PLAN UPDATE

PROJECT No. 20A1M

Schedule



Questionnaire Responses

What is your overall perception of campus?

- Beautiful
- Nature
- Spacious / spread out
- Isolated
- Confusing / Difficult to navigate
- Old / Outdated

Overall much more positive than negative.
Beautiful was overwhelmingly the most used term.

If you recall, what was your first impression of campus?

- Park-like / Nature
- Beauty
- Big
- Unique – not a typical campus
- Surprised
- Removed from the City

Overall much more positive than negative.
Park, Nature, and beauty were overwhelmingly the most used term.



Questionnaire Responses

What are the most significant landmarks on campus?

- Cofrin Library
 - Kress
 - Weidner
-
- Phoenix Statue
 - Arboretum
 - Union

Clear top 3

A wide variety of places were listed including the golf course, MAC, shoe tree.....

Missing is STEM.....

What is your favorite buildings, spaces and places on campus? Why?

- Cofrin 8th floor
- Cofrin 2nd floor
- Arboretum / Trails
- MAC winter Garden
- Union – various spots
- Windows / natural light

A wide variety of spaces

Interior and exterior. Interior overlooking the outdoors.

Questionnaire Responses

Where is the heart of campus? The gathering place where everyone seems to congregate?

- Union

- Unsure / not really one
- Other (MAC, MESA.....)

Union is clearly perceived as the heart of campus

What buildings, spaces, and places do you see as most problematic? Why?

- Tunnels / leaks
- Parking – proximity / impervious
- All academic buildings are listed but no single reoccurring issue

Many different items listed.
Mostly buildings or interior spaces.



Questionnaire Responses

From your perspective, how well does campus function?

- Well
 - Pretty / Very well
-
- Fine, Moderately, not well at all

Overwhelmingly well or pretty well

Well but.....

Confusing to get around / wayfinding

From your own experience on campus, how would you change or improve the environment?

- Maintain green spaces
- Grass to native plantings
- More student parking
- More gathering spaces
- Integration of exterior and interior
- Better connections / navigation
- Keep updating

Many different suggestions offered.
Mostly buildings or interior spaces.



Questionnaire Responses

Are there areas of campus you avoid?

Where?

Why?

- No
- Housing

Since the responses are faulty and staff heavy there are areas listed because they are a distance from their regular path.

Several areas listed due to leaks

How would you characterize the visual appearance of campus?

Comments fall into 2 categories:

Nature centered, beautiful, what's new looks nice

AND

Dated and aging buildings, needed facelift, maintenance, mix of old and new buildings.

Questionnaire Responses

How can the appearance be improved or enhanced?

- Better maintenance of buildings and landscaping
- Wayfinding and signage
- Increase Sustainability
- Natives / pollinators vs. grass
- Front door / Entry

Look at campus holistically
Unify - Simplify

How does the campus interface with the City of Green Bay and the surrounding community?

- It doesn't / It's separated – many like that
- People / departmental relationships with the city
- Community uses the Arboretum, Weidner, and attend women's basketball at Kress
- Commercial development
- Students attend Mem's basketball at Resch?
- Better public transportation.
- Bike lane along Nicolet

It seems that the community comes to campus for the exterior spaces and events.
Campus / students have limited interactions with the city.



Questionnaire Responses

How does the campus relate to the University of Wisconsin System?

Comments here are all over the place from “good” to “it doesn’t”.

Appears to be a hidden campus, not well known even with students from Green Bay.

Many funding comments.

How can these relationships be enhanced or improved?

- Take campus to downtown
- Communication and transportation
- Interactions with other campuses.
- Need “things” we are best at. Emphasize something.
- Recruit statewide.

Not a lot of responses

Questionnaire Responses

From your knowledge of the history of the campus, are there consistent ideas that should be respected and continued?

- ECO U
- Nature conservation / Environmental focus.
- Very few traditions
- 3Ts – trees, tunnels and toilets

Overwhelming support of broadened ecology focus

Are the present site facilities adequate for your current activities or operations?

- Yes

Overwhelmingly YES. Very few YES, but....

Questionnaire Responses

In not, how can they be improved?

- More lounge spaces.
- More power outlets
- Update appearance
- Technology
- More large gathering spaces / conf spaces.
- More offered for commuters

Not a lot of responses.
A very wide range of comments.

Do you foresee a need to expand facilities to meet your needs for the next five to ten years?

About equal responses to yes and no.

- Housing
- Parking
- Union
- More meeting spaces from small to large



Questionnaire Responses

Traffic flow and circulation to/from campus as well as within the campus boundaries.

- Traffic flow is good if you know where to go.
- Better / clearer signage.
- Difficult to navigate for visitors.
- Campus events create short term traffic issues.
- End of the day traffic onto Nicolet gets backed-up

Not a problem for campus entities but still a problem for visitors.

Parking development opportunities.

About equal responses

- Not enough parking
- Too much parking
- Accessible parking?
- Parking could be closer to the buildings / entrances
- Housing parking
- Kress parking
- Pervious parking.

Questionnaire Responses

Approaches to campus, campus image definition.

- More / Better signage
- What / where is the main entrance?
- Better branding / communication
- No concerns / issues

Not a lot of responses.

Pedestrian circulation within campus.

- Connection to STEM
- More directional signage
- Running / biking around circle drive
- Love / hate tunnels.
 - Surface shorter / quicker
 - Tunnels more convenient
- More paths
- Snow / ice management – iced paths

Specific paths are noted as needed but they are isolated comments



Questionnaire Responses

Quality and quantity of open spaces on campus.

- Quality is good
- Quantity is good
- Grass vs natural
- More outdoor seating

Unify visual character of campus.

- Standardize
- Consistent
- Good except for the buildings
- Signage

Environmental issues (sustainability, green building, storm water management, native plant materials).

- Strength of campus
- Increase sustainability of buildings.
- Native plants
- Reduce flooding – stormwater management
- Develop master sustainability plan

Continue to be sustainable and environmentally friendly.
Maybe take the next step.



Focus Group Meetings - Chancellor

1. Introductions
2. Purpose
 - a. Core Values / Who and what are we today?
 - b. Visioning – Global Goals /Where do we want to go.
3. Initial Thoughts
 - a. Beautiful campus that is separated from the city – need to embrace the city.
 - i. Natural areas – show them off / advertise our assets.
 1. Connect to the water
 - ii. Started with Environmental Roots
 1. Embrace the commitment to sustainability and natural areas
 2. History of environmentalism
 3. Need to market it more creatively going forward
 - b. Campus was built in the 1960s
 - i. Buildings are uninviting
 - ii. Few inviting spaces to congregate and collaborate
 - iii. Not expectant of collaboration – a series of silos.
 1. Collaboration needs to be supported with more interactive/gathering spaces
 - iv. Edges need to be better defined to better indicate natural areas, athletics, academics, and housing, open rec space.
 - c. Community
 - i. Need to figure out more ways for the public and community to utilize the campus
 - ii. Need to be more inviting and public needs a reason to come.
 1. Where is the entry?
 - a. Enhance entrance
 2. How does the public find us? A building on campus?
 - a. Better signage
 3. Phoenix Innovation Park / STEM
 - a. Reason for the public to come
 - b. Public / Welcoming
 - c. Might need parking for the public
 4. Cofrin Research Center
 - a. Hub for collaboration and interactive engagement with broader community.
 5. Potential for a Charter School

Focus Group Meetings - Chancellor

- d. Residence Life
 - i. Housing capacity is sufficient for undergrad population.
 - ii. Don't necessarily need more housing but better / different types of housing.
 - 1. More graduate housing needed (10-12% growth/year)
 - e. Academics / Students
 - i. Campus was originally planned as a residential campus, but not the case anymore.
 - 1. Need hybrid plan going forward to support commuters.
 - 2. Commuter population likely to continue to grow
 - ii. Support commuters/remote students (3/4 of students are commuters)
 - 1. Shifting class schedules will change when and how students move around campus (evening classes likely to be added)
 - 2. Shorter semesters?
 - iii. Want campus to be more active later in the day – until 10pm.
 - iv. Currently have adequate classrooms, but need more interactive learning spaces
 - 1. How can classrooms be adapted to these other uses
 - v. Class schedule likely to shift (pandemic and after....)
 - vi. Do not see growth in international students.
 - vii. On-line presence for education / for business school.
 - 1. Hybrid aspect includes things like financial trading room
 - 2. Higher value added on campus experience.
 - f. Concourse System
 - i. The tunnels are a labyrinth, but liked by the students
 - ii. Tunnels make campus appear larger than it is
 - iii. Tunnels sever exterior connections. Can see it but can't get there.
 - iv. Creates a disconnect between students and the outdoors
 - 1. Need to strengthen outdoor connections (visual and physical access)
4. Existing Campus to Preserve
- a. Weidner Center, Kress - great facilities that age well.
 - b. Arboretum surrounding campus makes it unique
 - i. Would like to improve access to the water and beach

Focus Group Meetings - Chancellor

5. Existing Campus to Change
 - a. Transform
 - i. The way people are welcomed and lead through campus
 1. Arrival (at many levels)
 2. Wayfinding- 40% of students are first generation, campus is too much of a labyrinth, and the students need a sense of community.
 3. External Doors – access from exterior.
 4. Tunnel/outside options
 5. Roadway improvements (expensive to change, but should be looked at)
 - a. Capitalize on parking.
 6. These types of projects are difficult to fund.
 - ii. Be realistic but make changes to make campus a comfortable and inviting space for visitors and students.
 - iii. Do what can be done to make each piece more functional.
 - b. Enhance
 - i. #1 need - Replace Cofrin Library
 1. Frame it as “the first new building of the new campus, rather than the last of the old...looking at the next 50 years, not the last 50 years”
 - ii. Campus is changing and growing- needs a modern/tech appearance that also embraces the natural beauty to continue being unique.
 - iii. Campus needs to be modern, embrace technology, not to look like every other campus.
 - iv. Space to support nature and campus as an access institution.
 - v. Something **BOLD**. Campus needs a signature (or interesting) space/thing/etc on campus.
6. Current Projects
 - a. Health Science
 - b. Union
 - c. Cofrin Library- the start of a new philosophy
 - d. Campus Master Plan needs to be a guide for the new mission
 - i. More external openings
 - ii. Linked to campus
 - iii. Supports environment and tech campus
7. J Schultz- Students need a reason to stay on campus after class.
 - a. What can we offer commuters?
 - b. How can we link to the City of Green Bay?
8. Closing
 - a. Come to campus.....stay on campus.

Focus Group Meetings – Campus Administration

- The Union doesn't function, the library commons acts more like the campus living room.
- The campus has many underutilized outdoor spaces
 - Need to activate with nodes of activity
 - Plan for winter activities
- Wayfinding
 - Disconnect between the inside and outside
 - Sight lines visible (exterior), but physical connections are missing
 - The concourse system is 'over-used', leading to a lack of knowledge of wayfinding outside
 - Exterior entrances are hidden and not connected well to other area
 - Concourse is not well connected to the outdoors
- Visibility
 - No front porch- new students, faculty, and visitors have a hard time finding the 'front door'.
 - Campus isn't visible from outside (Highways, Nicolet Drive- no views into campus)
- Commuters
 - The average commuter comes 2-4 times/week
 - They park and leave, not much to keep them on campus



Focus Group Meetings – Campus Administration

- Access
 - Need modern, paved, and lighted connections
 - Parking lots need better lighting
- Current Campus Amenities
 - STEM Center
 - Weidner Center
 - Kress Center
 - Arboretum
 - Desirable feature- but blocks views to campus
 - Used to groom trails, students seem to have lost interest, students will walk or snowshoe.
 - No mechanism to generate revenue to cover cost
 - Golf Course
 - Not well utilized or revenue generating - Barely covers costs
 - Business school - hospitality program
 - Nostalgia even though it doesn't get used
 - Water frontage: need to connect to the water



Focus Group Meetings – Colleges

- CHESW
 - Growing
 - Health Science building
 - Move will create openings in other existing facilities
 - Non-traditional students
 - Hours, child care, lighted paths
- CAHSS
 - Limited growth
 - General use classrooms
 - TH and SA are end of the spoke facilities
 - TH lacks front door – visibility
 - Lacks opportunities for public art throughout campus.
 - Amplitheatre
 - Better connection to Weidner Center



Focus Group Meetings – Colleges

- CSET
 - Growing
 - Office and research space is limited, will need more
 - Lab sciences 100% full
 - Microlabs and Physiology running out of space
 - Need additional space for students and staff
 - STEM space
 - 21,000
 - Connections
 - STEM to/from Lab Sciences
 - Health Sciences
 - Use of Service Drive to Instructional Services
 - Parking
 - Students driving between housing and LS lot.
- AECSB
 - Growing
 - Lacks “presence” on campus
 - Presence on Campus
 - Need a building/ space on campus that reflects the business school
 - Campus location
 - On campus needed for general education requirements
 - Downtown location not necessary for success
 - Downtown location wouldn’t support undergrad programs
 - Downtown space could support grad student and public interaction
 - Current Space -Wood Hall classrooms and offices



Utility Discussion



Next Steps

Closing

Anything else?

Action Items & Homework/Assignments for next meeting

A/E/Consultant:

DFDM PM:

Campus Planning Rep:

Agency/User Group Rep:

Next Meetings – Date, Time, Location:

Next Meeting – Campus Leadership

Required Attendees: Core Team



MEETING NOTES | UWGB Campus Master Plan Update

Division of Facilities Development Project No. 20A1M

Engberg Anderson Project No. 203162

DATE & TIME September 2, 2021, 11:00 am -12:30 pm
 LOCATION Conference Call
 PURPOSE Master Plan Update Re-Energize Meeting

PRESENT

	Robert Hoffmann – DFD Project Manager
X	Tom Bittner – UW Systems Administration
X	Paul Pinkston – UWGB Facilities Director
X	Jeff Schulz – UWGB Campus Planning
	Joe Huberty – Engberg Anderson
X	Jim Brown – Engberg Anderson
X	Drew Kemp-Baird – Engberg Anderson

I. General

- A. Purpose of the meeting was to review what was presented to the Chancellor in January 2021 and discuss any changes moving forward based on new information we have received.
- B. Slides were pulled from the presentation for the Chancellor with some additions. Refer to attached slides.

II. Core Principles


- A. Add a principle about creating a forward-facing campus.
- B. Add a principle about accommodating space utilization needs of emerging and growing academic programs.
 - 1. Plan to re-allocate surplus space based on the findings of the campus space assessment.

III. UWGB Campus Enrollment

- A. EA to add campus enrollment data for 2020 to the graph and update projections.
 - 1. UWGB Enrollment Dashboard: <http://www.uwgb.edu/CMSAssets/ISE/dashboard.asp>
 - 2. UWGB Factbook: <https://www.uwgb.edu/ise/factbook/>
 - 3. UW System enrollment reporting: <https://www.wisconsin.edu/accountability/access/>
 - 4. Chart from UWGB Chancellor’s convocation speech on next page:

PROJECTED ENROLLMENT GROWTH

UW-Green Bay Enrollment



IV. Facility Condition Assessments – Functional and Physical

- A. Slides are updated to show condition assessment findings of most recent survey from the campus space assessment. Note that the campus space assessment only took structure and interiors into account, not envelope or building systems.
 - 1. Building names in black remain unchanged between January and now.
 - 2. Building names in red reflect ratings shown in January, with subsequent names in green reflecting ratings given during the campus space assessment.

V. Campus Plans

- A. EA to update campus composite image.
- B. Visitor Parking
 - 1. Note information kiosk on Main Entrance Drive when proposing wayfinding solutions.
- C. Theatre Hall/Weidner Center
 - 1. Keep as an option for consideration.
- D. Cofrin Library
 - 1. Remove addition slide.
 - 2. Students will have to walk outside to get across campus while Cofrin Library is under construction (e.g. MAC Hall to Wood Hall or MAC Hall to Lab Sciences). The Cofrin project will provide an opportunity to reroute concourses through the center of campus.
 - 3. Brown County is looking at new locations for the 911 tower that is currently in Cofrin Library.
- E. New Academic Building
 - 1. The scale of the proposed building will need to drop based on the findings of the campus space assessment.
 - a. Keep the proposed locations.
 - b. Create easily identifiable entry points for the concourse system.
 - c. Consider how a new building could be added onto in the future.
 - 2. Academic building locations were determined with existing utility routing in mind. Add a layer to the diagram indicating locations of underground utilities.

3. UWGB to send information on proposed underground utility routing to the east of Building #4. Routing does not impact proposed building locations, but should be incorporated into the master plan.
 4. Slide calls out “locations” in title but “options” in body – change one for consistency.
- F. Kress Turf Gym
1. Turf gym size can be cut in half.
 2. Come up with options for where sport sciences/weight room addition should go.
 - a. Southeast corner near south entry?
 - b. Existing pool gets taken offline and addition goes to the east of it?
 - c. Replace existing turf gym with office and weight room and build new standalone turf gym?
- G. Inn/Conference Center at existing golf course clubhouse location
1. Remove “Golf Course Clubhouse” from slide title.
 2. Keep as an option for consideration.
 3. Student Affairs has taken responsibility for the future of the clubhouse.
- H. Golf Course Repurposing – Amphitheater
1. Keep as an option for consideration.
- I. Golf Course Repurposing – Rec Fields
1. New location for rec fields if turf gym takes existing location.
 2. Keep as an option for consideration.
- J. Golf Course Repurposing – Married Student Housing
1. Remove this option. No known need for married student housing; if it is needed, it should be closer to campus.
- K. Housing – Option from Housing MP
1. EA to add new dormitory layout to the east of the Mauthe Center. Use two colors to denote phasing of project.
 2. EA to update UVHI boundary based on recent land exchanges.
- L. Housing – Alternate Option
1. Remove from consideration.
- M. Phoenix Innovation Park
1. UWGB and UWSA working to find out more about the archeological site.
 2. EA to outline the STEM Building as a Phoenix Innovation Park parcel.
 - a. Change color of STEM Building on diagram.
 - b. Use a different color for the parcel.
 - c. Change parcel numbering?
- N. Leave out Bay Settlement Drive retail and Schott Property plans.

VI. Closing

- A. Anything else?
- B. Action Items & Homework/Assignments for next meeting
 1. EA:
 - a. Update core principles.
 - b. Add 2020 enrollment data to projection graph.
 - c. Revise plans.
 - d. Schedule next meeting for week of September 20th.
 2. DFD PM:
 3. Campus Planning Rep:
 - a. Find additional information on archeological site in Phoenix Innovation Park.
 4. Agency/User Group Rep:
 - a. Find additional information on archeological site in Phoenix Innovation Park.
 - 5.
 6. Next Meeting – Week of September 20th, date and time TBD.

C. Next Meeting – Required Attendees: Core team.

These meeting minutes constitute the author's understanding of the issues discussed and the decisions reached. Please contact the undersigned with any additions, deletions or changes.

Prepared by

C. Drew Kemp-Baird

Copied Attendees

EA File Name: Y:\2017 2694\172732 UW MKE Sandburg\1-Project Administration\7-Meetings\West Tower\2020-09-14 Design Meeting #8\16L1U Meeting Minutes.Docx



UNIVERSITY OF WISCONSIN – GREEN BAY
MASTER PLAN UPDATE
PROJECT No. 20A1M

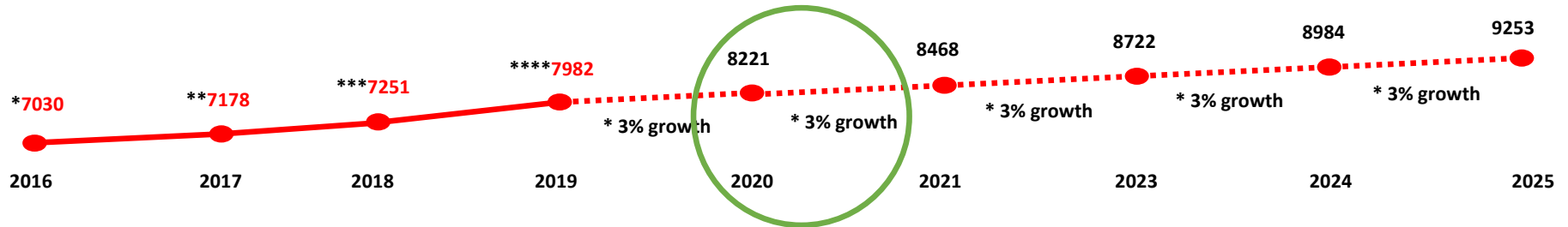
Core Principles

- Embrace, Protect and Enhance the Cofrin Memorial Arboretum and Nature Setting
- Respect and Enhance the Campus Ecology
- Welcome visitors to campus
- Identifiable concourse entries
- Enhance the interior / exterior connections while Creating a Sense of Place throughout Campus
- Enhance / Activate the Quad while Reinforcing the Academic Core
- Update On-Campus living accommodations
- Community Connectivity
- Transportation – Walk, Bike, Park



UWGB Campus Enrollment

2016		2017		2018		2019	
Total Enrollment	7030	Total Enrollment	7178	Total Enrollment	7251	Total Enrollment	7982
FTE		FTE	4986	FTE	5036	FTE	5458
Undergraduate	6758	Undergraduate	6815	Undergraduate	6830	Undergraduate	7586
Graduate	272	Graduate	363	Graduate	421	Graduate	396
Full Time	4082	Full Time	4124	Full Time	4206	Full Time	4443
Part Time	2948	Part Time	3054	Part Time	3045	Part Time	3539



- * Enrollment taken from UW-Green Bay Fact Sheet, Fall 2016
- ** Enrollment taken from UW-Green Bay Fact Sheet, Fall 2017
- *** Enrollment taken from UW-Green Bay Fact Sheet, Fall 2018
- **** Enrollment taken from UW-Green Bay Fact Sheet, Fall 2019

UW-Green Bay projected annual growth until 2025 – 3%

Facility Condition Assessments - Function

Functional Conditional Assessment Ratings

A	Highly Suited / Excellent	No remodeling/refurbish finishes
B	Satisfactory	Minimal remodeling
C	Conditional	Limited remodeling
D	Development required	Significant remodeling
F	Unsatisfactory	Beyond cost-effective remodeling

Facilities in the **A** category:

Kress Events Center
Rose Hall
Wood Hall
Weidner Center*
Mary Ann Cofrin Hall

Facilities in the **B** category:

Environmental Sciences Building
Instructional Services Building
Laboratory Sciences Building
Studio Arts Building
Concourse System
Student Services
Wood Hall
Mary Ann Cofrin Hall

Facilities in the **C** category:

Theatre Hall

Facilities in the **D** category:

David A Cofrin Library

Facilities in the **F** category:

David A Cofrin Library

Scores in black and green reflect findings from Project #21C1U condition assessment (only reviewed structure and interiors).

Facility Condition Assessments - Physical

Physical Conditional Assessment Ratings

i	Good	No or minimal renovation
ii	Satisfactory	Limited renovation
iii	Fair	Moderate renovation
iv	Poor	Significant renovation
v	Unsatisfactory	Major renovation
vi	Replace	

Facilities in the **i** category:

Facilities in the **ii** category:

Environmental Sciences Building
Laboratory Sciences Building
Kress Events Center
Studio Arts Building
Student Services
Wood Hall
Weidner Center*
Mary Ann Cofrin Hall

Facilities in the **iii** category:

Instructional Services Building
Rose Hall
Concourse System
Mary Ann Cofrin Hall
Theatre Hall

Facilities in the **iv** category:

Theatre Hall
David A Cofrin Library

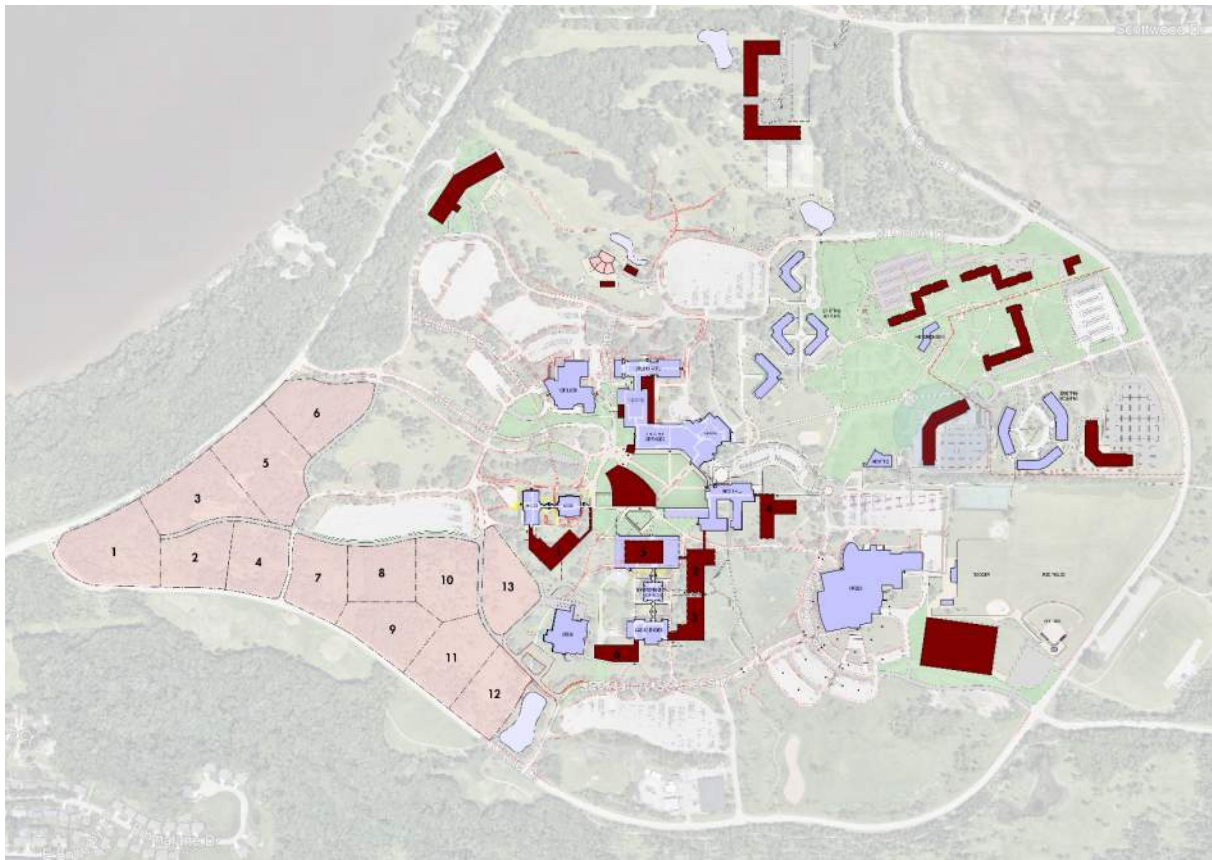
Facilities in the **vi** category:

David A Cofrin Library

Scores in black and green reflect findings from Project #21C1U condition assessment (only reviewed structure and interiors).



Campus Composite



Pre-Design Studies Currently underway:

**Cofrin Technology & Education Center
(Cofrin Library Replacement)**

Health Science Programs

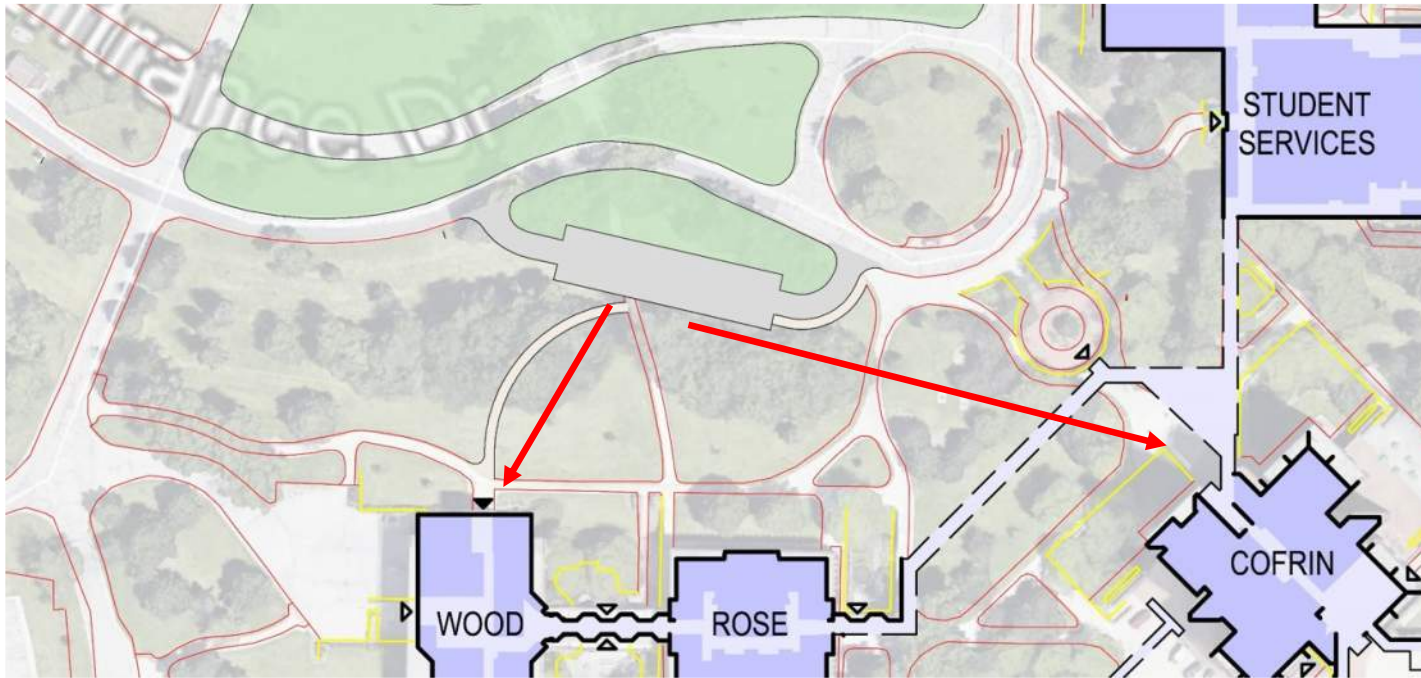
Housing

Freshman Residence Hall

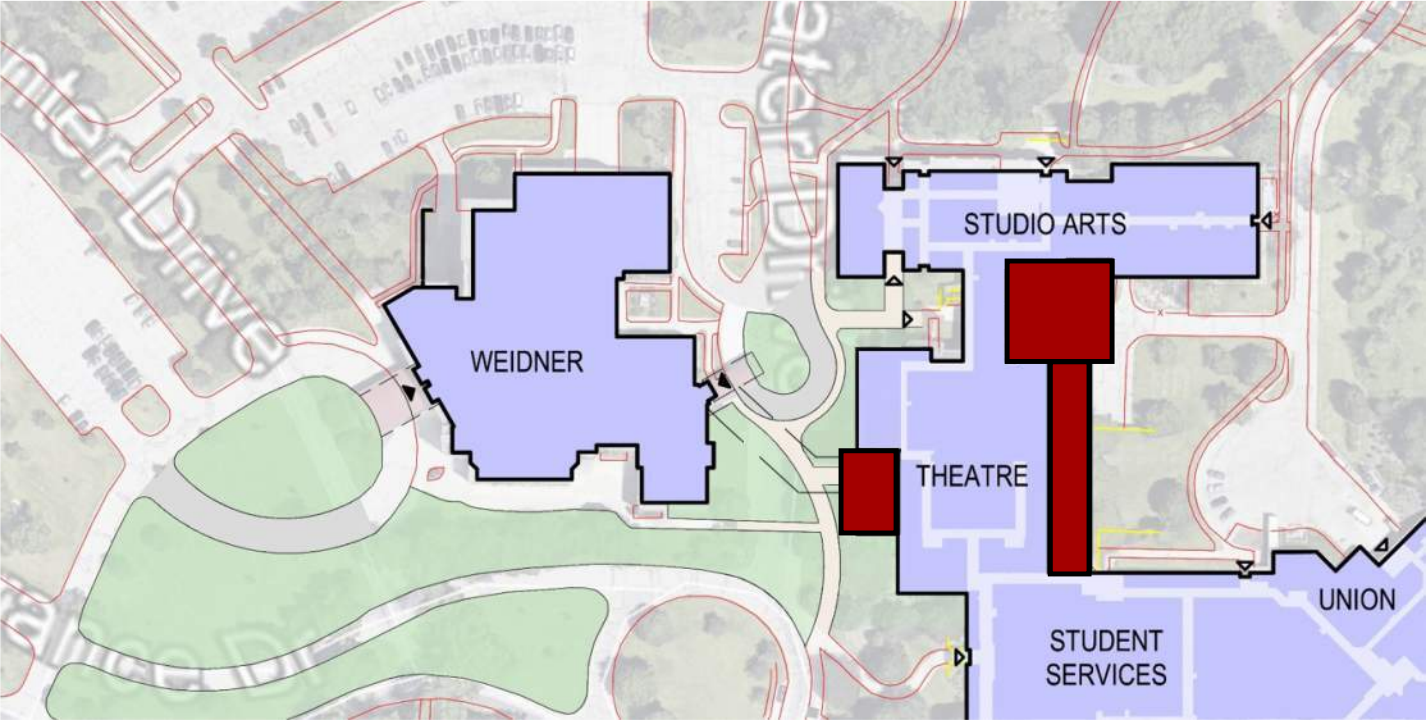
Sophomore Residence Hall

Union Addition & Renovation or Replacement

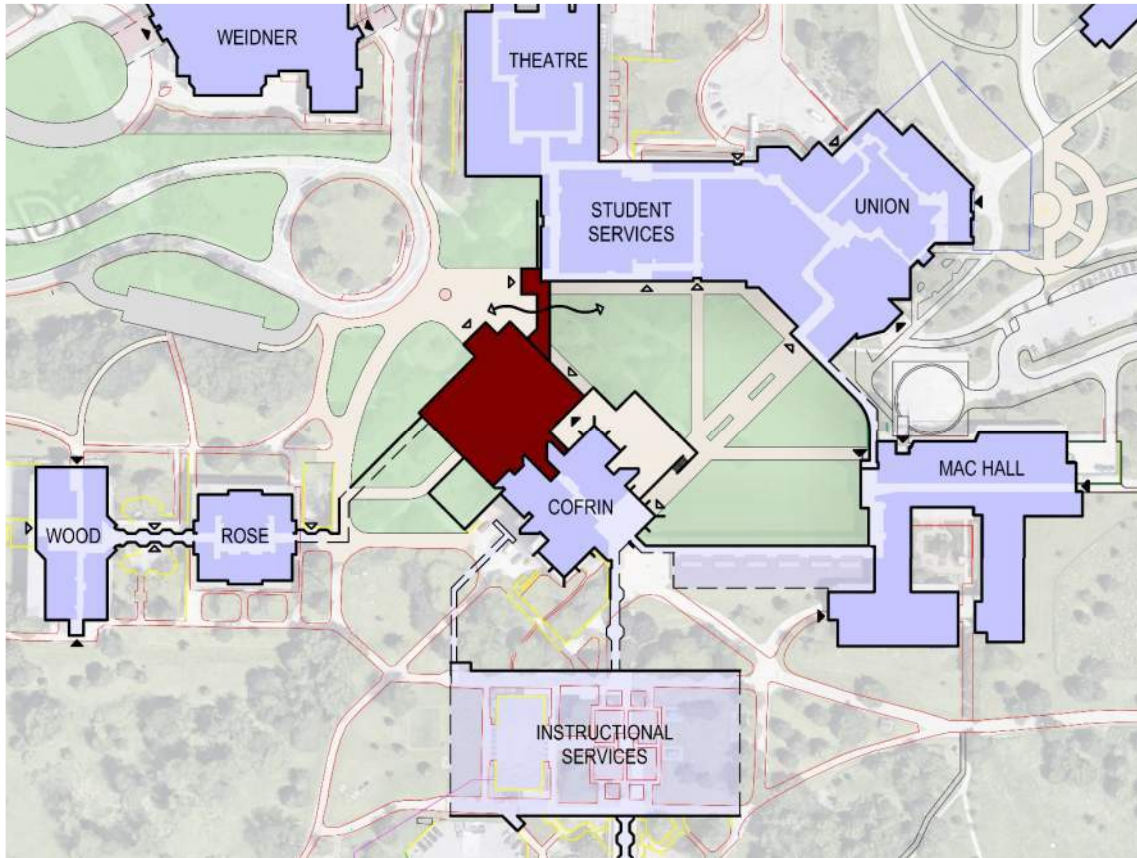
Visitor Parking



Theatre Hall/Weidner Center



Cofrin – Addition



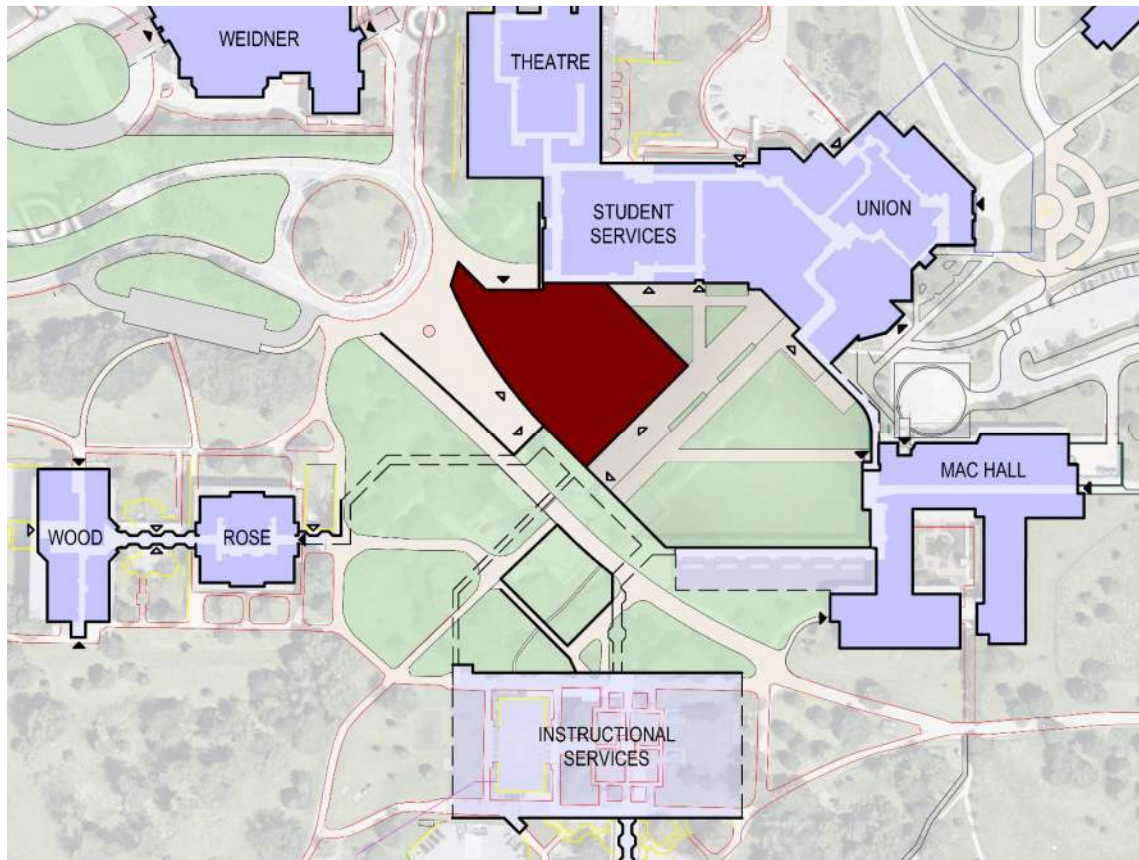
Addition to the existing facility.

Enter Cofrin, Students Services and the Quad at concourse level.

Glass connector between Cofrin and student services – allows access into the Quad.

Relocate Rising Phoenix sculpture to entry plaza.

Cofrin – Replacement Option 1



Replacement facility.

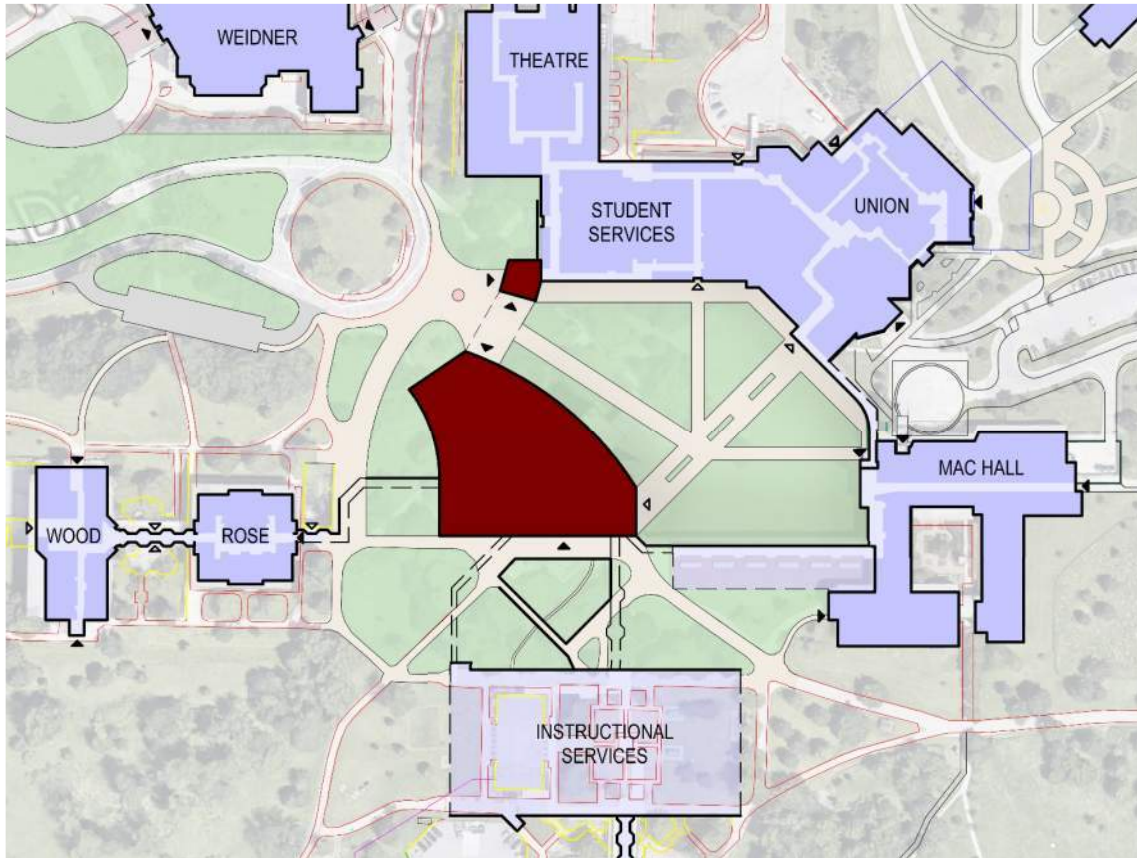
Enter Cofrin at circle drive elevation.

Vertical circulation to Students Services from inside Cofrin.

Enter the Quad through Cofrin or via the concourse level. Exterior grade change to access the concourse

Relocate Rising Phoenix sculpture to entry plaza.

Cofrin – Replacement Option 2



Replacement facility.

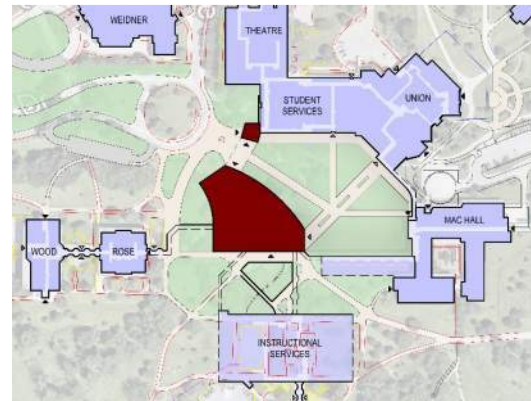
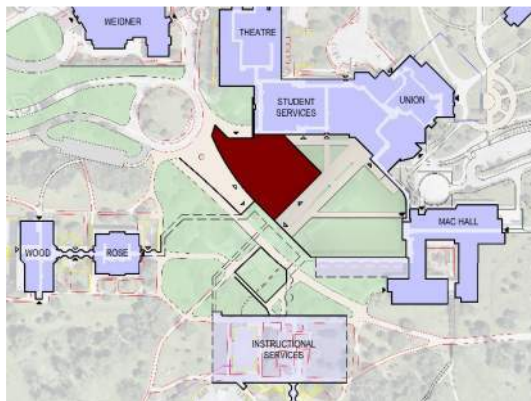
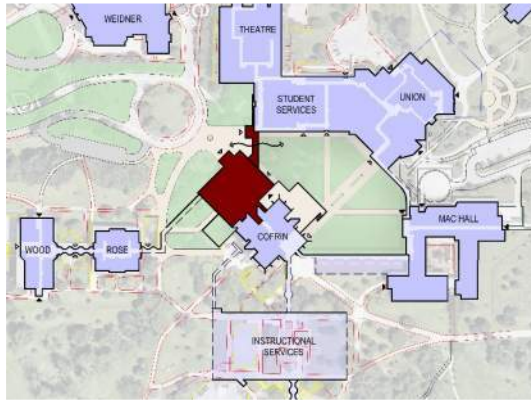
Enter Cofrin, Students Services and the Quad at circle drive elevation.

Vertical circulation within Students Services and within Cofrin.

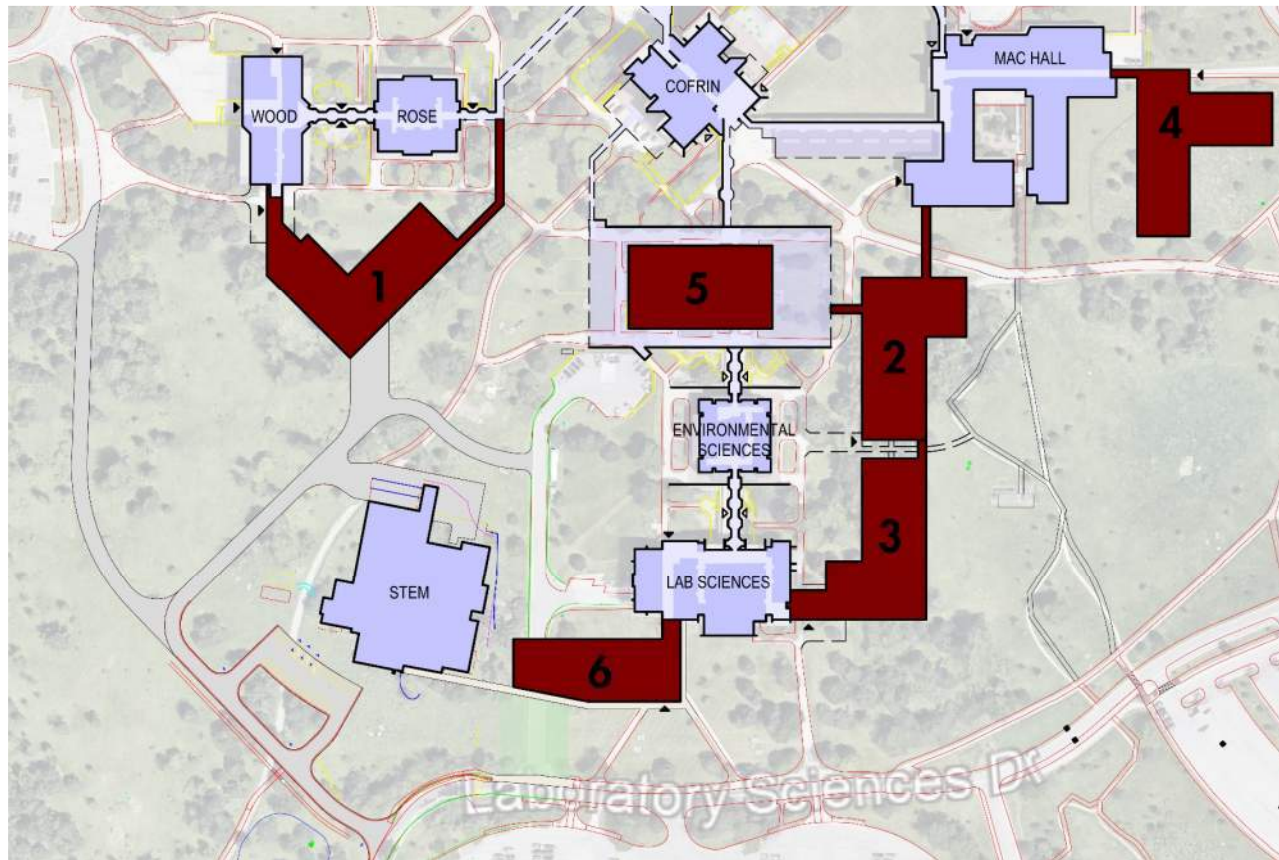
Direct access to the Quad from Circle Drive

Relocate Rising Phoenix sculpture to entry plaza.

Cofrin – All Options



New Academic Building – Locations 1-6



Options 1 – 4 are seen as new facilities.

Option 5 is seen as a vertical expansion of Instructional Services.

Option 6 is seen as a Health Sciences addition to Lab Sciences.

Options 1 and 3 could be smaller additions to Wood and Lab Sciences

Options are not mutually exclusive.

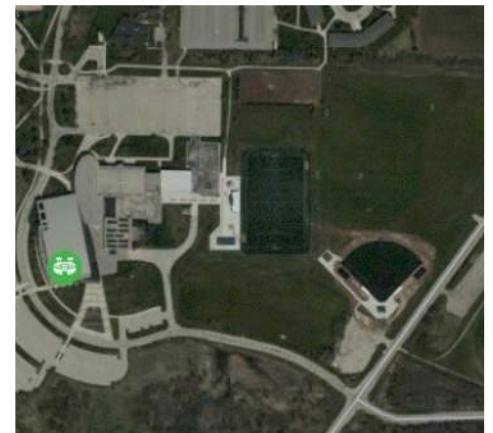
Kress Turf Gym



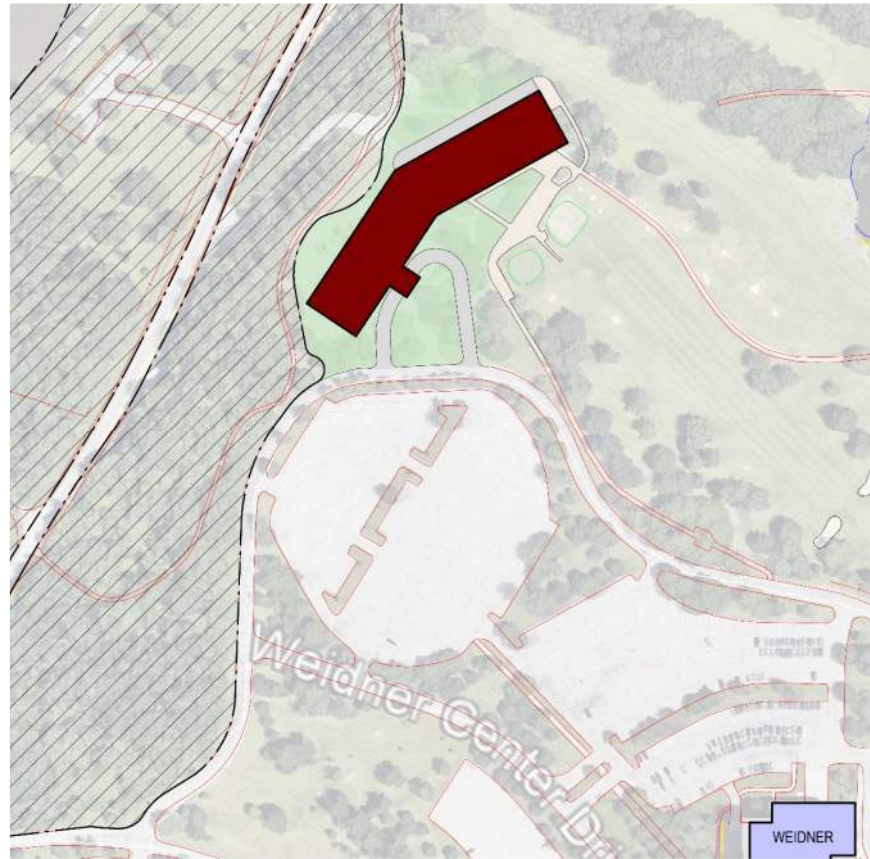
Option A



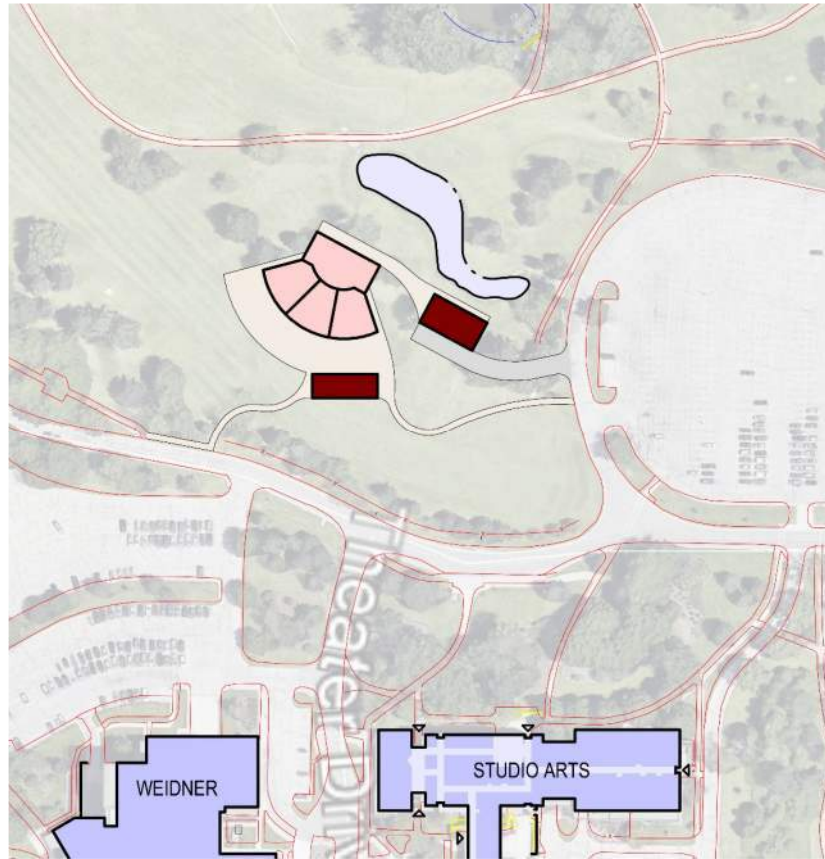
Option B




Golf Course Clubhouse/Inn/Conference Center




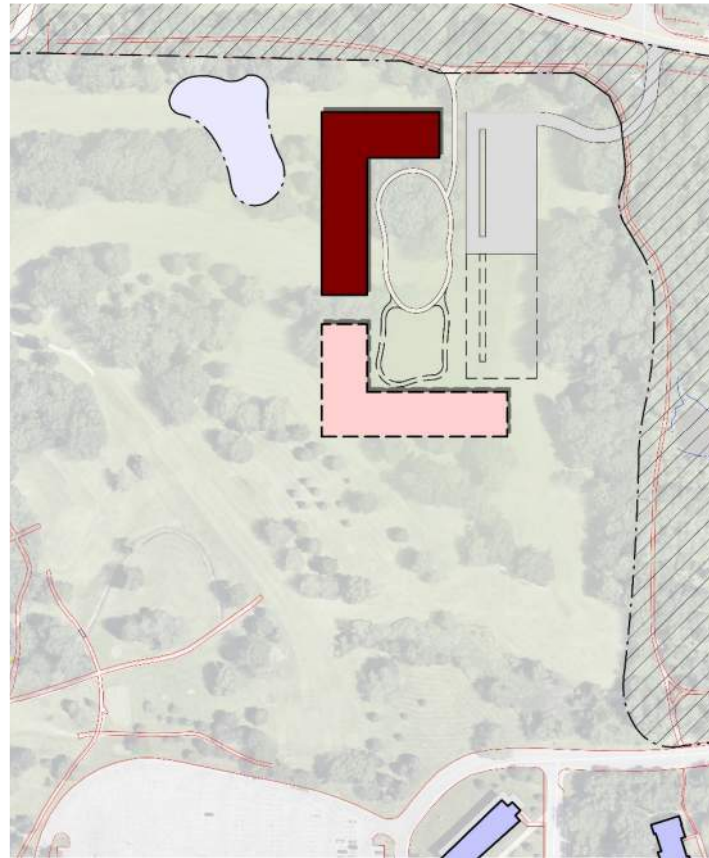
Golf Course Repurposing – Amphitheater



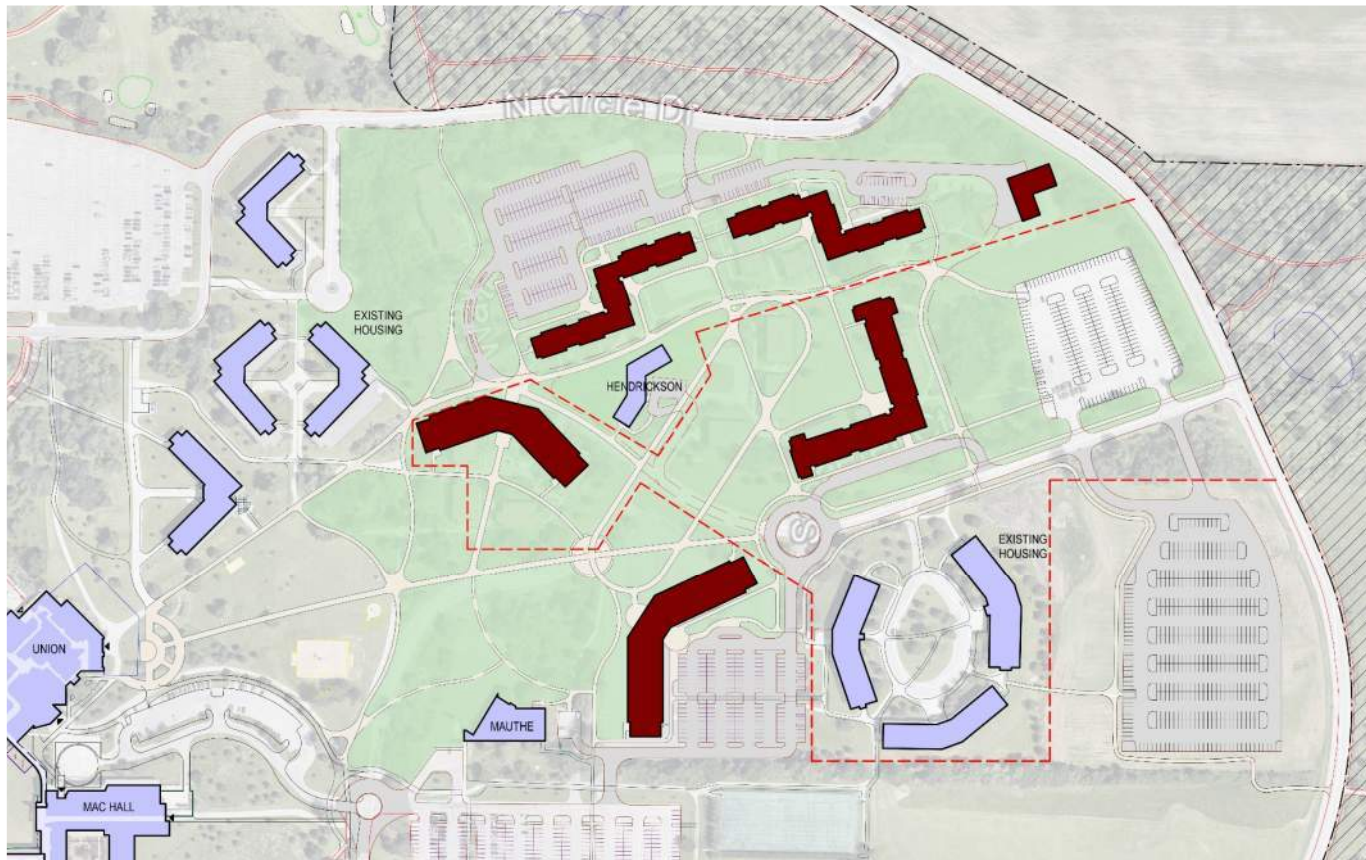
Golf Course Repurposing – Rec Fields



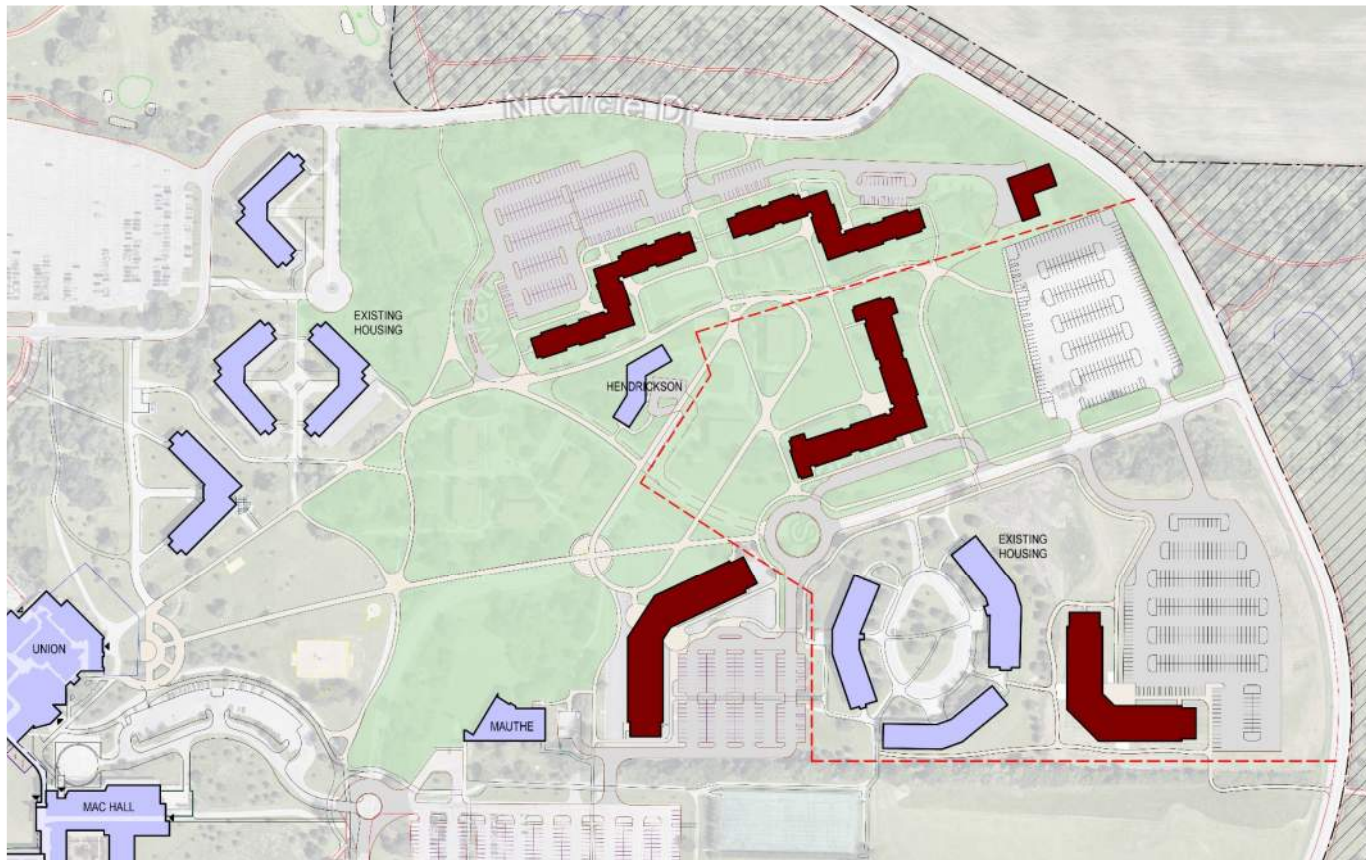
Golf Course Repurposing – Married Student Housing



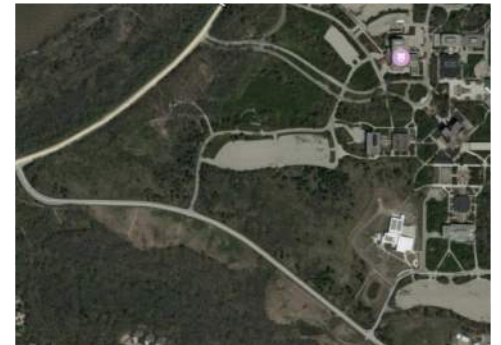
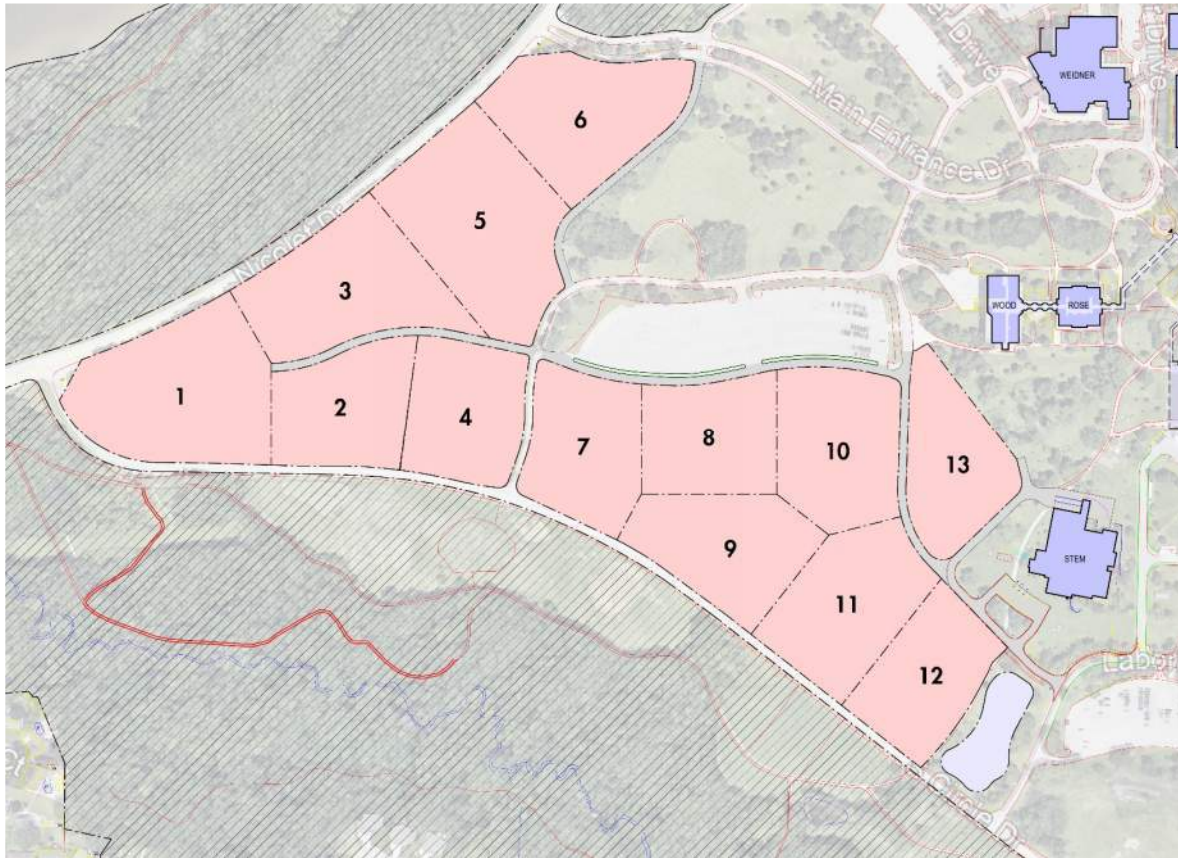
Housing – Option from Housing MP



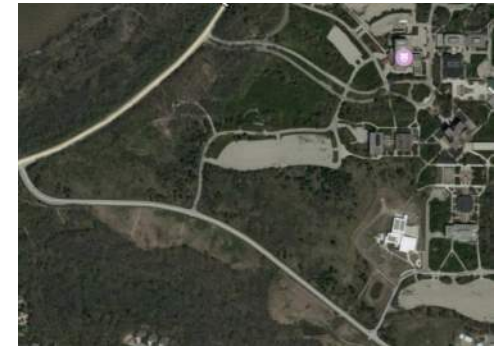
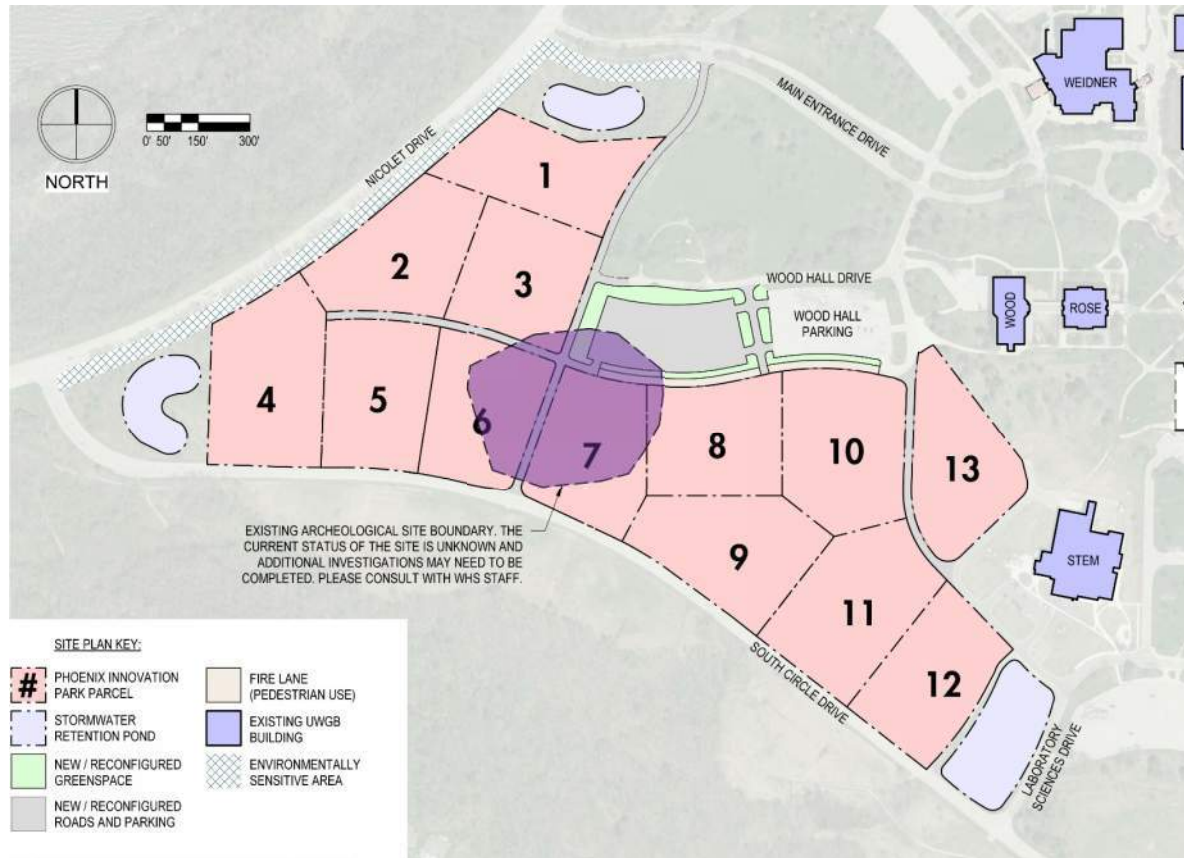
Housing – Alternate Option



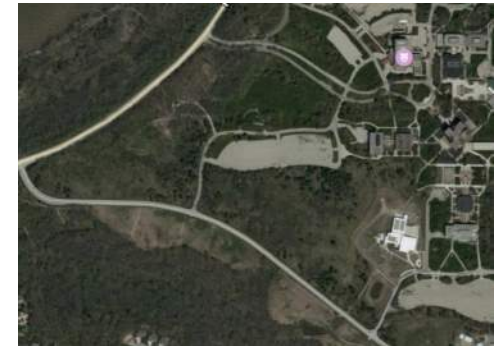
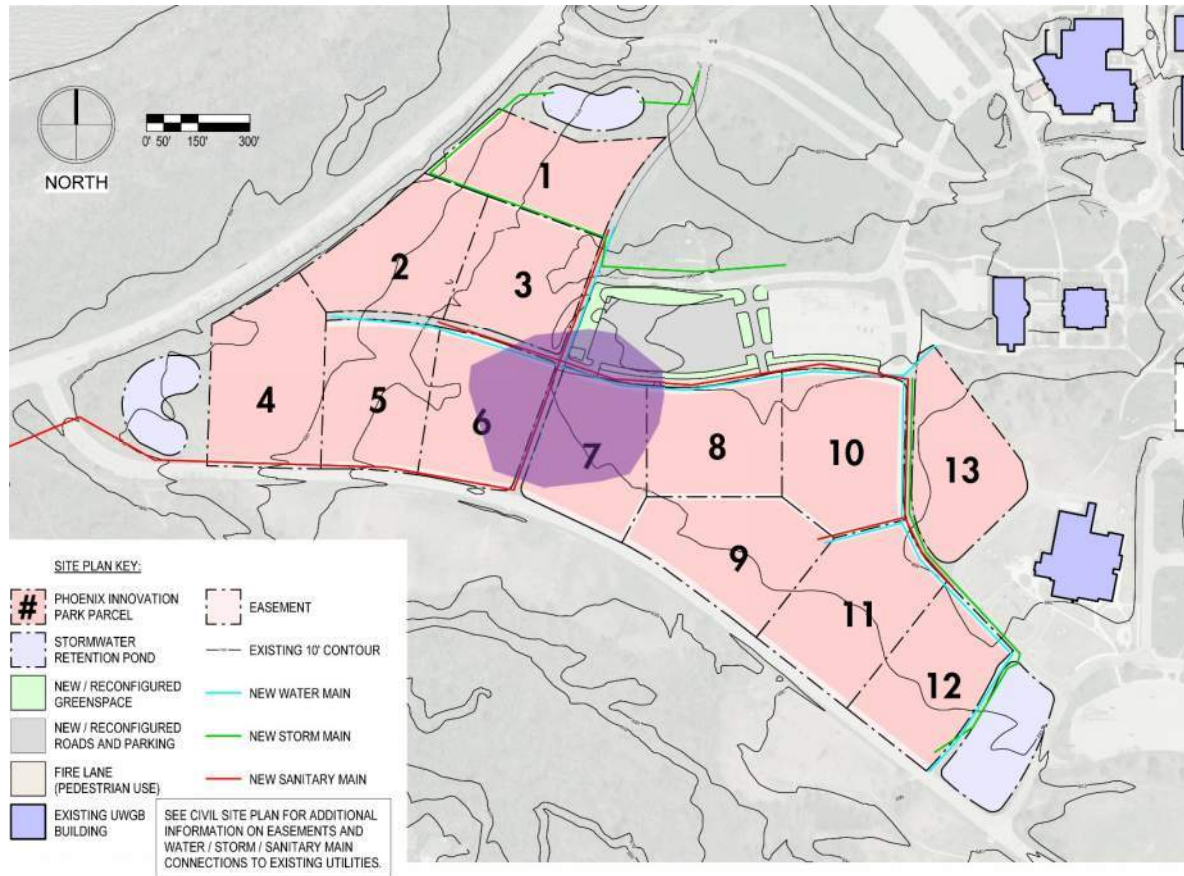
Phoenix Innovation Park - Original



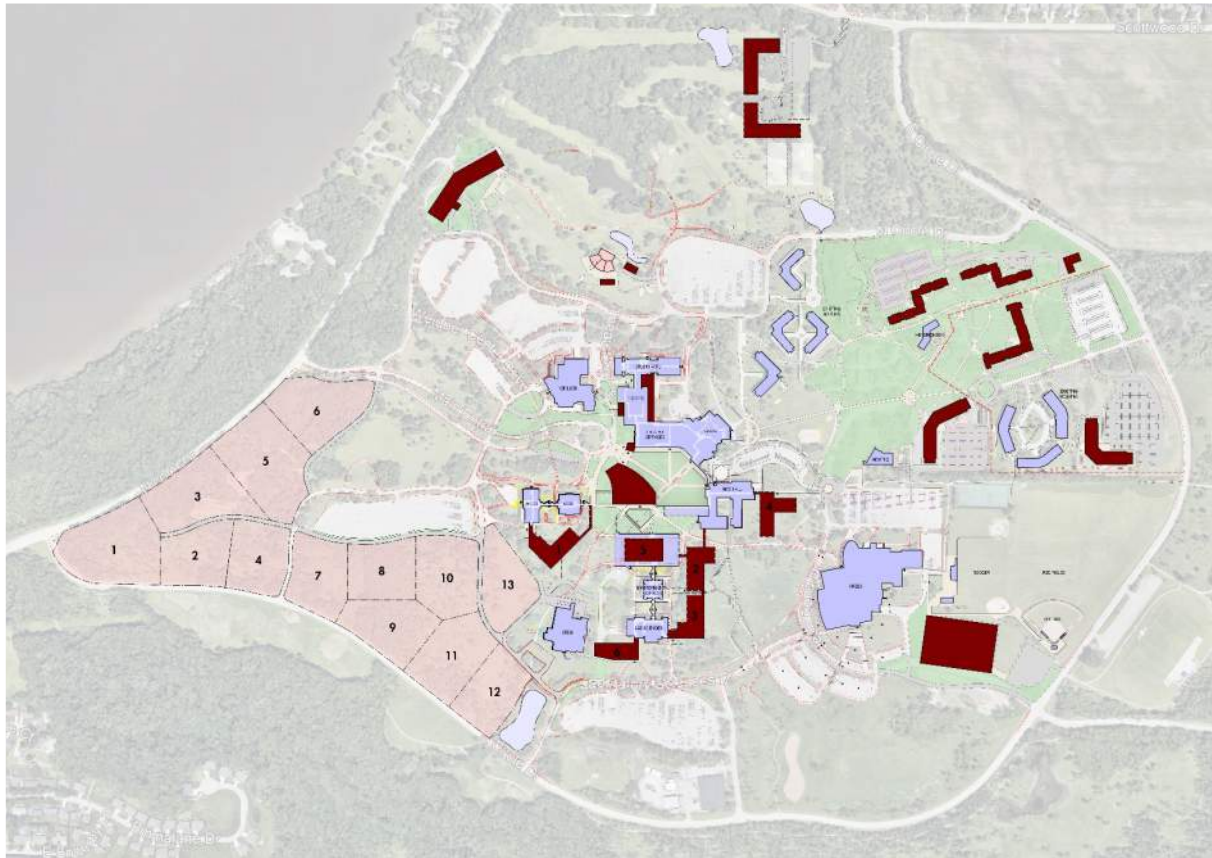
Phoenix Innovation Park - Updated



Phoenix Innovation Park - Updated



Campus Composite





MEETING NOTES | UWGB Campus Master Plan Update

Division of Facilities Development Project No. 20A1M

Engberg Anderson Project No. 203162

DATE & TIME April 8, 2022, 10:30 am -11:30 am
 LOCATION Conference Call
 PURPOSE Master Plan Update

PRESENT

X	Robert Hoffmann – DFD Project Manager
X	Tom Bittner – UW Systems Administration
X	Sheryl Van Gruensven – UWGB Campus Planning
X	Jeff Schulz – UWGB Campus Planning
X	Joe Huberty – Engberg Anderson
X	Jim Brown – Engberg Anderson
X	Drew Kemp-Baird – Engberg Anderson
X	Jared Vincent – Saiki Design

I. Core Principles

- A. The master plan will touch on proposed improvements to accompany each of the core principles. The updates for this meeting focus on:
 1. Forward facing campus.
 2. Respect and enhance the campus ecology.
 3. Welcome visitors to campus.
 4. Enhance the interior/exterior connections while creating a sense of place throughout campus.
 5. Enhance/activate the quad while reinforcing the academic core.

II. Existing Conditions

- A. The elevation change across campus presents challenges and opportunities in addition to the existing locations of buildings, streets, parking, and pathways.
 1. The concourse/quad elevation is 70' above the waterfront. Main Entrance Drive follows a natural depression/slope—clearing this out would create views to the bay from the heart of campus. The heart of campus is currently disconnected from the bay, as it is only visible from the top floor of Cofrin.
- B. The steam tunnel is currently at capacity. Add a second chiller plant at the north end of campus to complete the steam tunnel loop and add capacity to place future buildings on campus steam.
 1. Increasing the capacity at the existing chiller plant location would require replacing the steam tunnel that runs under the highway.

III. Planning Diagrams

- A. Establish a central pedestrian core with Cofrin, the Quad, and the Union at the heart. Circulation through academic buildings connect the academic core to the heart of campus.

- B. Learning streets bisect the circulation through the academic buildings and were conceived to move people into and out of the heart of campus. These learning streets connect the heart of campus to housing, the arboretum, and the bayfront.
 1. This concept was part of the original campus development plan.
- C. Housing was originally planned at the terminus of each of the learning streets. Campus did not develop this way as student housing is solely located in the northeast quadrant of campus. Development of the Union, Mary Ann Cofrin, and the associated concourses has eliminated the direct connection of housing to the heart of campus. A secondary path through the golf course will connect housing with the bayfront and other recreational amenities.
- D. Vehicular access to campus is via the front entry off Nicolet and the secondary entry via Leon Bond from Bay Settlement. The completed inner loop encircles the academic core. Visitor parking is allowed within the pedestrian core for ease of wayfinding, while commuter / student parking is near concourse entry points.
 1. Entries to academic buildings should be clear and welcoming. The composite plan will show potential academic buildings connecting to existing buildings at these entry locations.
 2. Closing South Circle Drive at Nicolet will make campus entry clearer. Campus entry is thus limited to Main Entrance Drive off Nicolet and Leon Bond Drive off Bay Settlement Rd.
- E. Phoenix Innovation Park fills in the southwest quadrant, with vehicular and pedestrian connections to the central core access.

IV. Central Core Planning Diagrams

- A. The current layout of the central core is confusing and uninviting, primarily due to the artificial topography created to cover concourse tunnels.
 1. Entry points to Cofrin and Student Services are difficult to find.
 2. Accessibility issues for anyone trying to reach the bus stop on Main Entrance Drive.
 3. The Quad is only accessible by going through buildings. This greatly hampers programming and interaction within the Quad, as students are not encouraged to go outside.
- B. The new Cofrin Technology Center should be sited to provide a clear, welcoming, and forward-facing introduction to campus and correct the challenges presented by the existing topography and concourse routing.
- C. Option 1 places Cofrin in roughly the same location as the existing building.
- D. Option 2 moves Cofrin to the opposite side of the steam tunnel, increasing the Quad footprint while maintaining the existing circle at the end of Main Entrance Drive.
- E. Option 3 reconfigures Main Entrance Drive along with relocating Cofrin. The concourse connecting MAC/IS with Rose/Wood also includes meeting and collaboration space for students that overlooks the Quad.
- F. All options:
 1. Break the concourse from Student Services to Cofrin to allow direct outdoor entry into the Quad.
 2. Provide clear and useful pathways through the Quad via flat terrain so students are encouraged to go outside.
 3. Place vertical circulation at concourse entry points that allow for Quad access from plaza levels without going through an academic building.
 4. Add visitor parking along Main Entrance Drive with connections to Cofrin and Wood.
- G. Comments:
 1. Option 3 was the preferred option.
 2. This option creates a newer face of campus, given that Wood has a new façade.
 3. Pathways between Student Services and Cofrin are outdoors (they could be a covered walk). UWGB does not take issue with breaking the existing concourse connection between these buildings.
- H. An enlarged, accessible, and flat Quad presents myriad opportunities for student use, engagement, and interaction of all kinds and during all seasons.

V. Golf Course Reimagined

- A. The golf course will be repurposed as a cross country course. The course should be routed with a path from student housing to the lakefront in mind as well as other potential uses for the golf course site (stormwater from housing and an amphitheater).

VI. Clubhouse Reimagined

- A. Repurpose the existing clubhouse and storage sheds for student use and rec sports rental/storage.
 - 1. UWGB is beginning to repurpose the clubhouse as student space.
 - 2. Previous master plan schemes considered an inn/conference center on this site, but the student amenities would be more appropriate given the connection from housing to the bayfront.
- B. Provide an event lawn with an overlook of the bay.

VII. Engaging the Bayfront

- A. Develop Communiversity Park with a series of outdoor amenities for students to enjoy.
 - 1. Volleyball + Bag toss.
 - 2. Outdoor grilling.
 - 3. Fire pit.
 - 4. Event lawn.
 - 5. Kayak rental.
- B. Connect Communiversity Park to Lambeau Cottage and the arboretum path along the waterfront.
- C. Turn the Lambeau Cottage site into the primary trail head and parking for the arboretum. Parking for the arboretum is currently along the stretch of South Circle Drive that will be removed.

VIII. Phoenix Innovation Park

- A. Phoenix Innovation Park can still be accessed from Main Entrance Drive, even with the removal of South Circle Drive.
 - 1. Phoenix Innovation Park site has changed per the sketch from Sheryl. Consider how the campus entry experience will be impacted by placing private business buildings along the entrance into campus. Campus entry is at the end of the business park.
 - 2. Campus provided site selection diagram provided for information.

IX. Classroom Utilization Study

- A. EA sent out a final draft of the classroom utilization study. UWSA sent comments.
- B. UWGB to work on meeting with the Provost, Deans, Department chairs of each school to discuss classroom condition and utilization.
 - 1. Meet with each college separately.
 - 2. EA offered to meet one-on-one with the deans during the last round of information gathering, but instead sent a questionnaire at UWGB's request.

X. Closing

- A. Anything else?
- B. Action Items & Homework/Assignments for next meeting
 - 1. EA:
 - a. Update campus composite for the master plan document.
 - 2. DFD PM:
 - 3. UW System Rep:
 - 4. Agency/User Group Rep:
 - a. Coordinate meetings with colleges on classroom utilization.
 - 5. Next Meeting – Late April, date and time TBD.
- C. Next Meeting – Required Attendees: Core team.

These meeting minutes constitute the author's understanding of the issues discussed and the decisions reached. Please contact the undersigned with any additions, deletions or changes.

Prepared by

C. Drew Kemp-Baird

Copied Attendees

EA File Name: Y:\Madison Projects\2020 3139\203162 UWGB Campus Master Plan\1-Project Administration\7-Meetings\8
Core Meeting 040822\20A1M Meeting Minutes.Docx



UNIVERSITY OF WISCONSIN – GREEN BAY
MASTER PLAN UPDATE

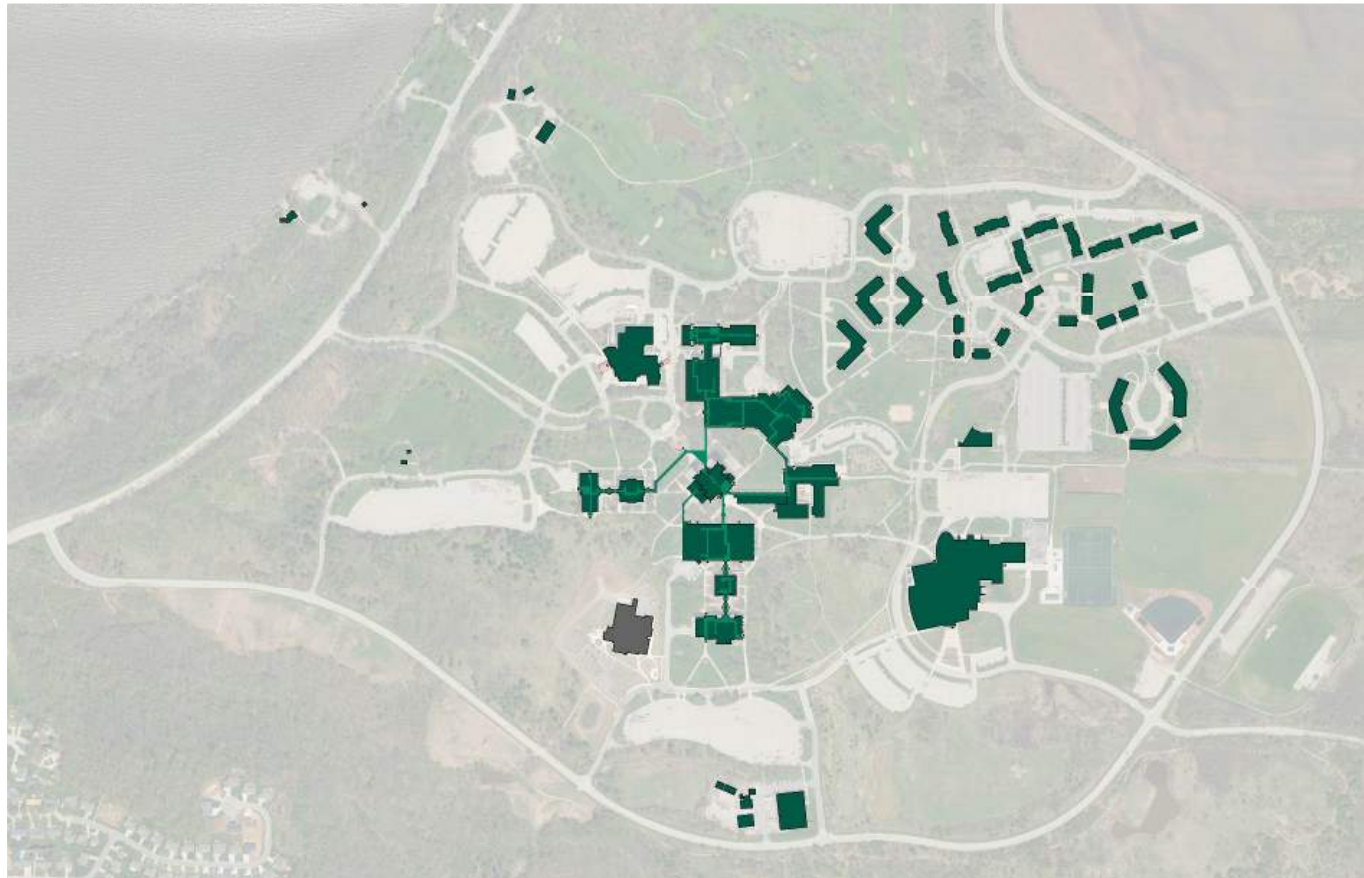
PROJECT No. 20A1M

Core Principles




- **Forward Facing Campus**
- **Embrace, Protect and Enhance the Arboretum and Natural Setting**
- **Respect and Enhance the Campus Ecology**
- **Welcome visitors to campus**
- **Identifiable concourse entries**
- **Enhance the interior / exterior connections while Creating a Sense of Place throughout Campus**
- **Enhance / Activate the Quad while Reinforcing the Academic Core**
- **Update On-Campus living accommodations**
- **Community Connectivity**
- **Transportation – Walk, Bike, Park**
- **Accommodate Emerging and Growing Academic Programs**



Existing Conditions



Existing Buildings:

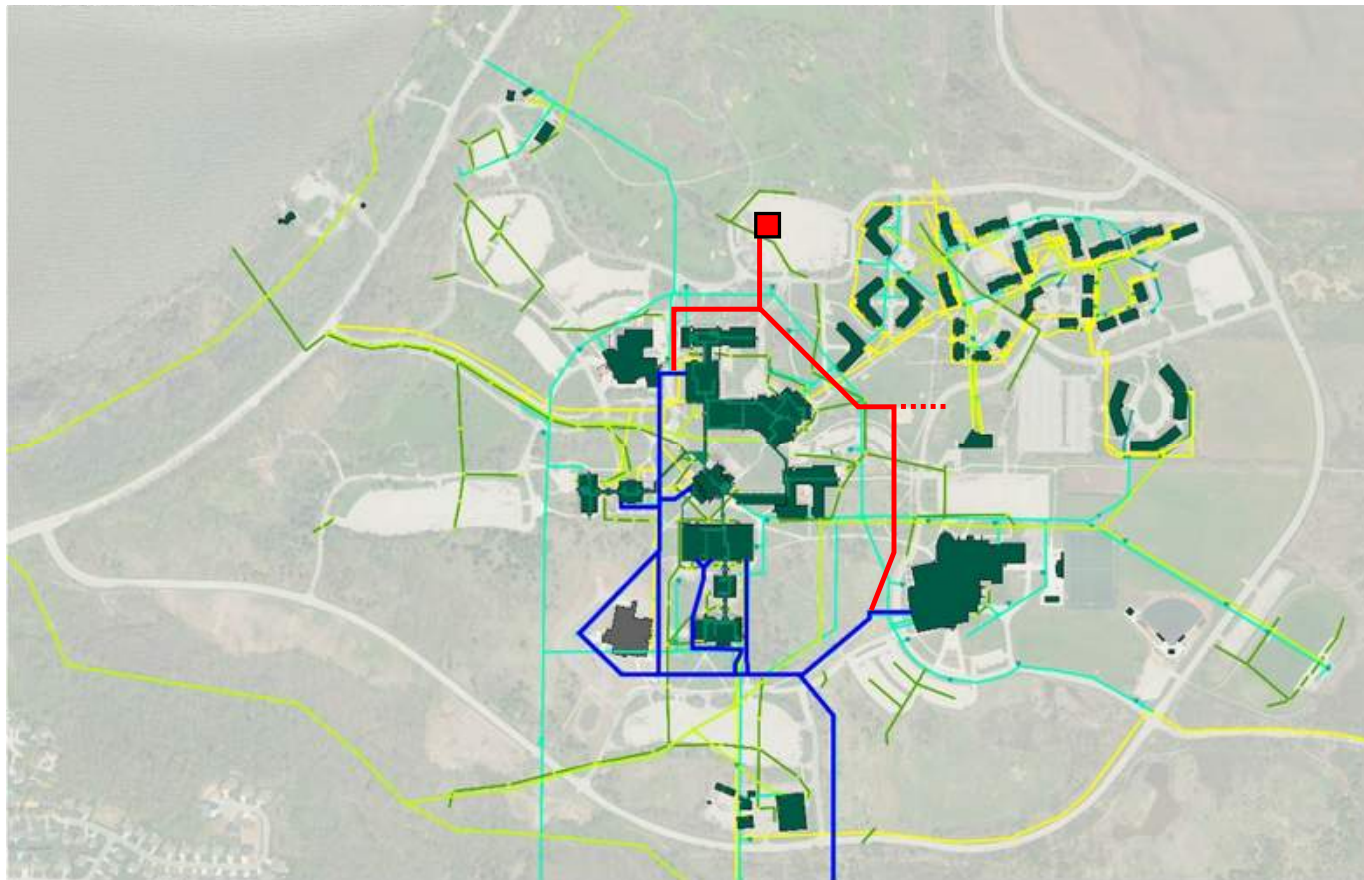
-  Building Footprint
-  Concourse
-  STEM Building

Existing Contours








- (660')
+90' **Housing**
- (640')
+70' **Concourse
+ Quad**
- (570')
+0' **Waterfront**



Underground Utilities



Existing Utilities:

-  Steam Tunnel
-  Water
-  Gas
-  Sanitary
-  Storm

New Utilities:

-  Steam Tunnel
-  Chiller Plant



Establish Central Pedestrian Core



Key:



Academic Core



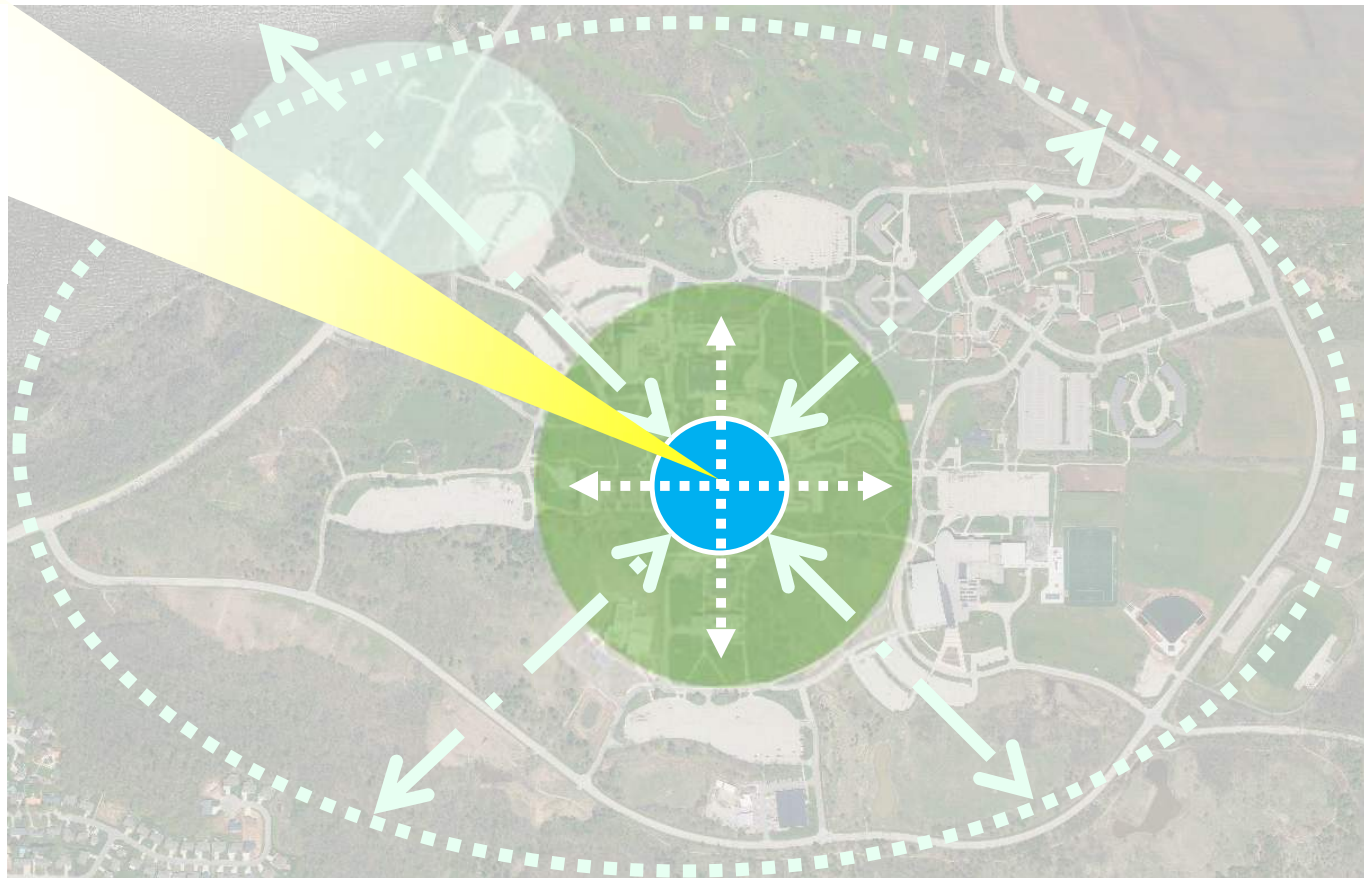
Heart of Campus

Cofrin, Quad, Union



Circulation through
Academic Buildings

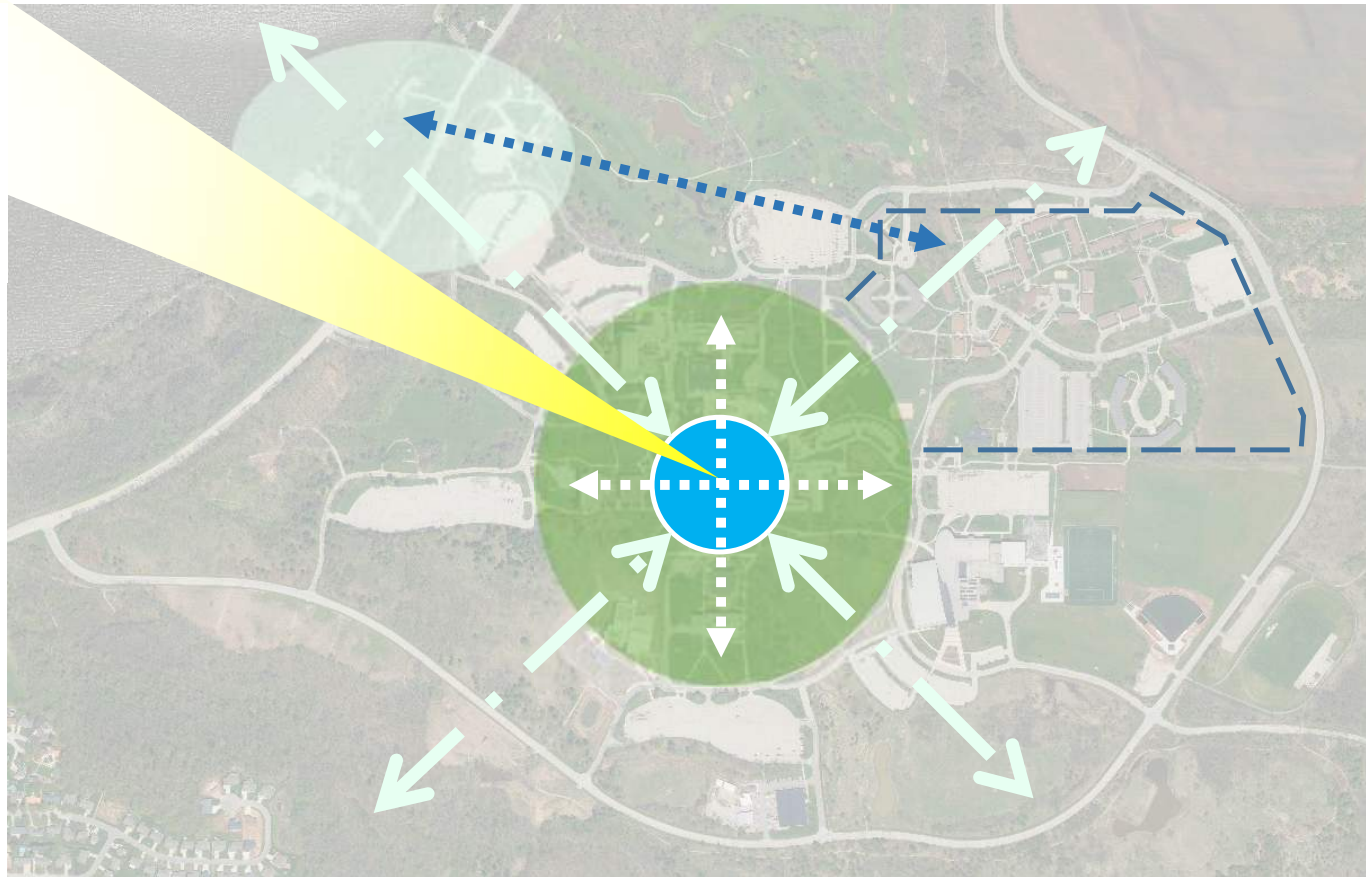
Central Core Connection to Arboretum



Key:

-  Learning Streets
-  Bayfront Engagement
 - Lambeau Cottage
 - Communiversity Park
 - Golf Clubhouse Repurposing
-  Arboretum Loop
-  View Corridor to Bay

Housing Connection to Bay



Key:

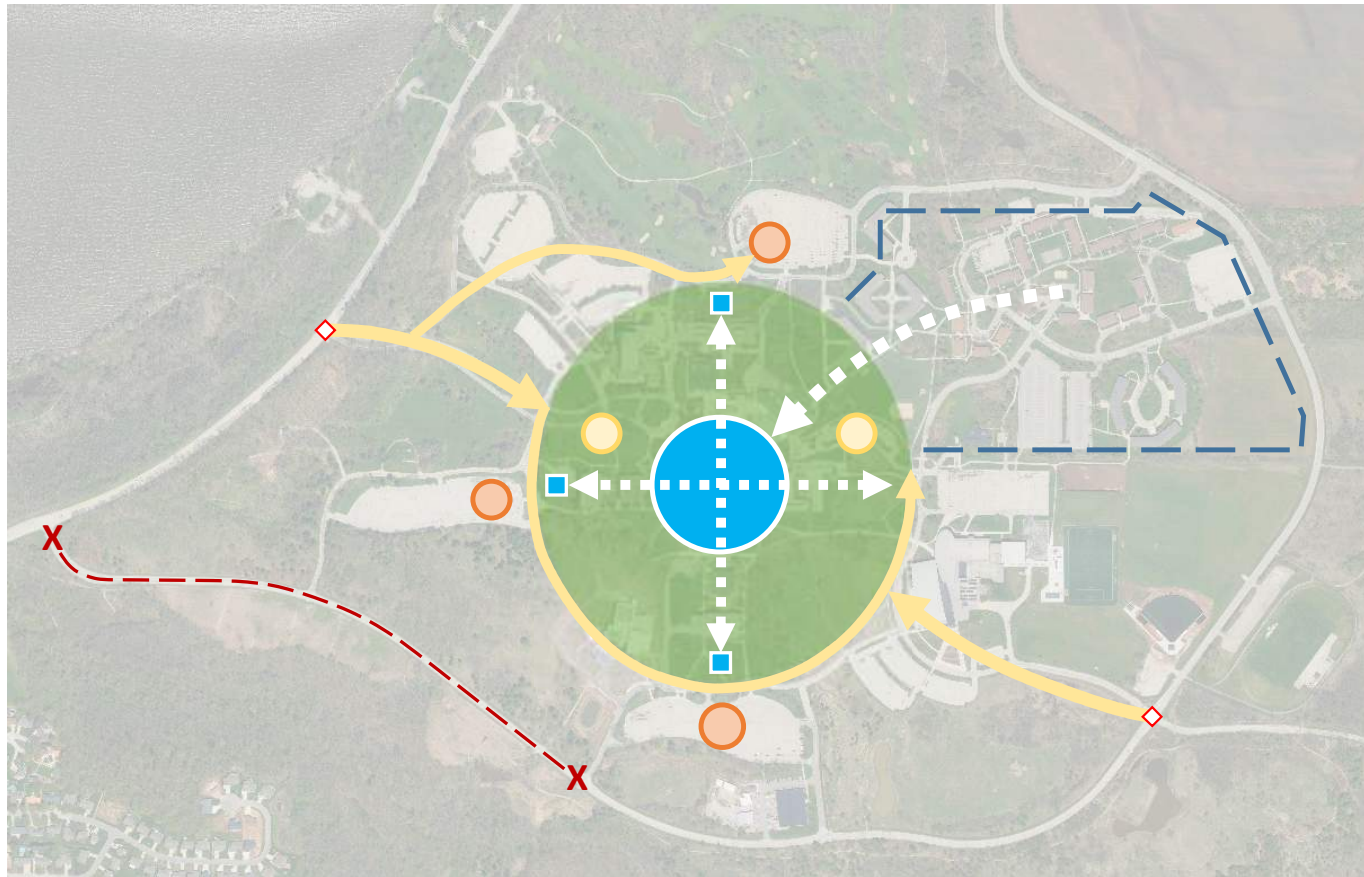


Student Housing










Pedestrian Circulation

Access to Central Core



Key:

-  Student Housing
-  Pedestrian Circulation
-  Concourse Entry
-  Vehicular Circulation
-  Student Parking
-  Visitor Parking
-  Entry Signage

Phoenix Innovation Park



Key:



Phoenix Innovation Park Boundary



Pedestrian Circulation



Vehicular Circulation



Entry Signage



Central Core: Existing



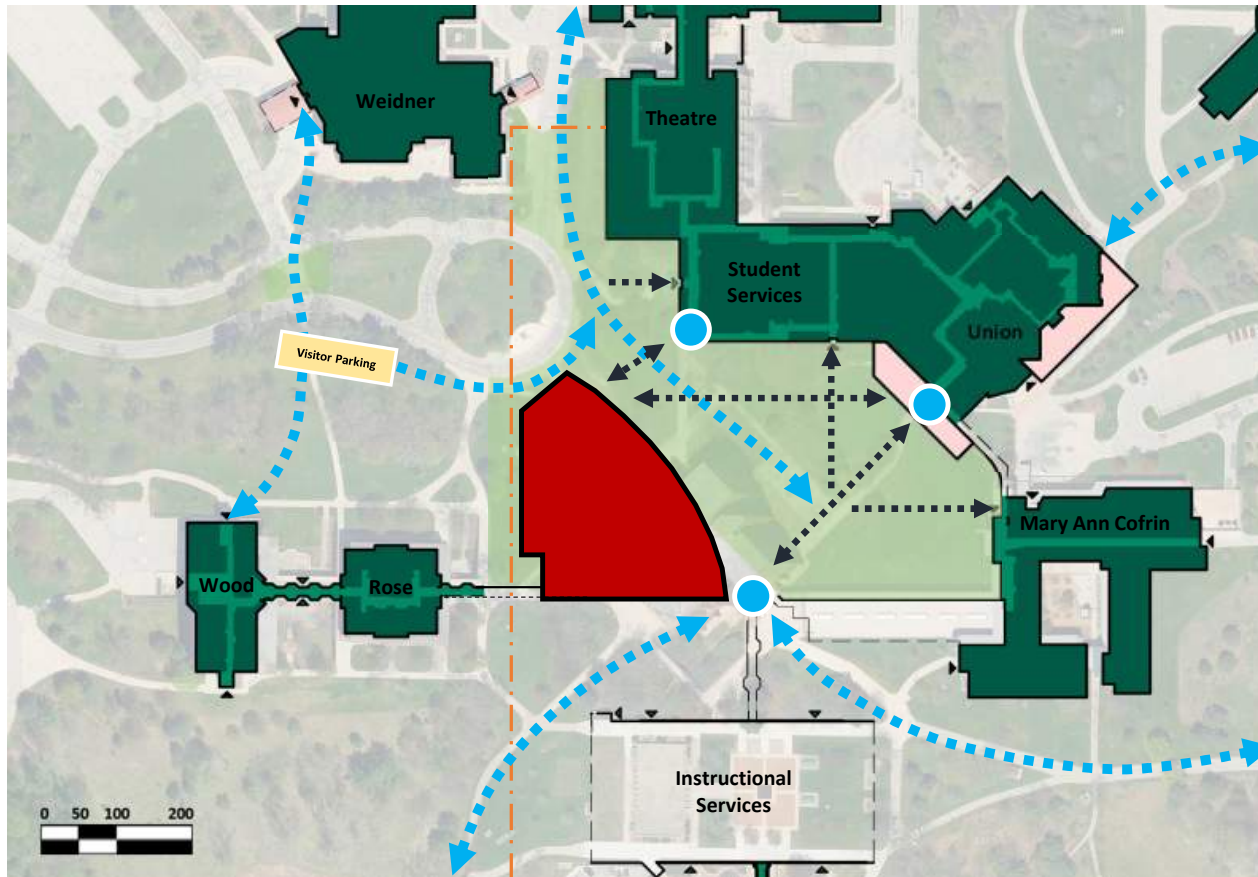
Entry points are difficult to see while approaching the center of campus.

Outdoor spaces at equal elevations are disconnected.

No direct access to Quad without going indoors or over hills. Presents accessibility issues.



Cofrin Replacement: Option 1



Enter Cofrin, Student Services, and the Quad at same elevation.

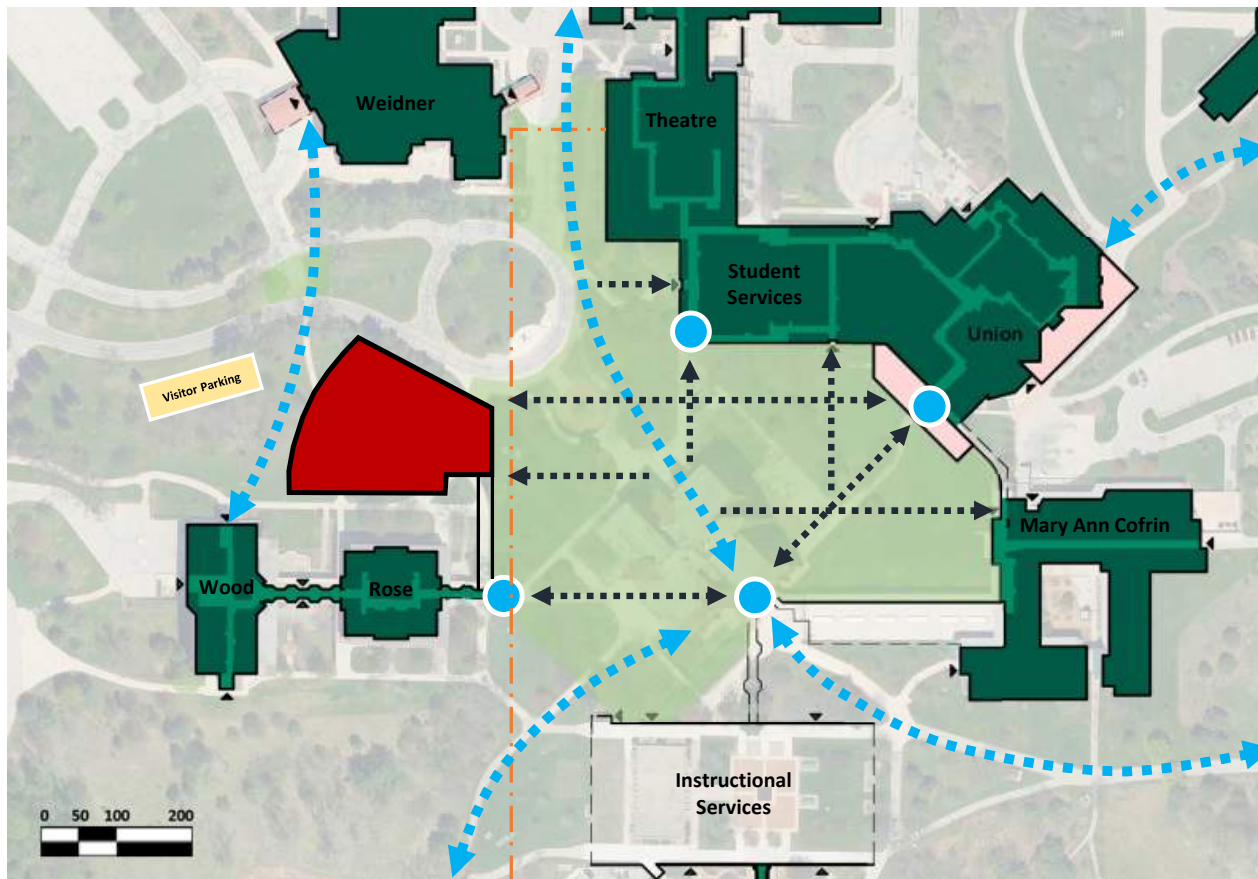
Direct access to the Quad from Circle drive.

Rebuild existing concourse connections between Cofrin and Rose, IS, and MAC Hall.

Provide clear vertical circulation into Quad from learning streets.

Create roundabout at Weidner/Theatre Hall entry.

Cofrin Replacement: Option 2



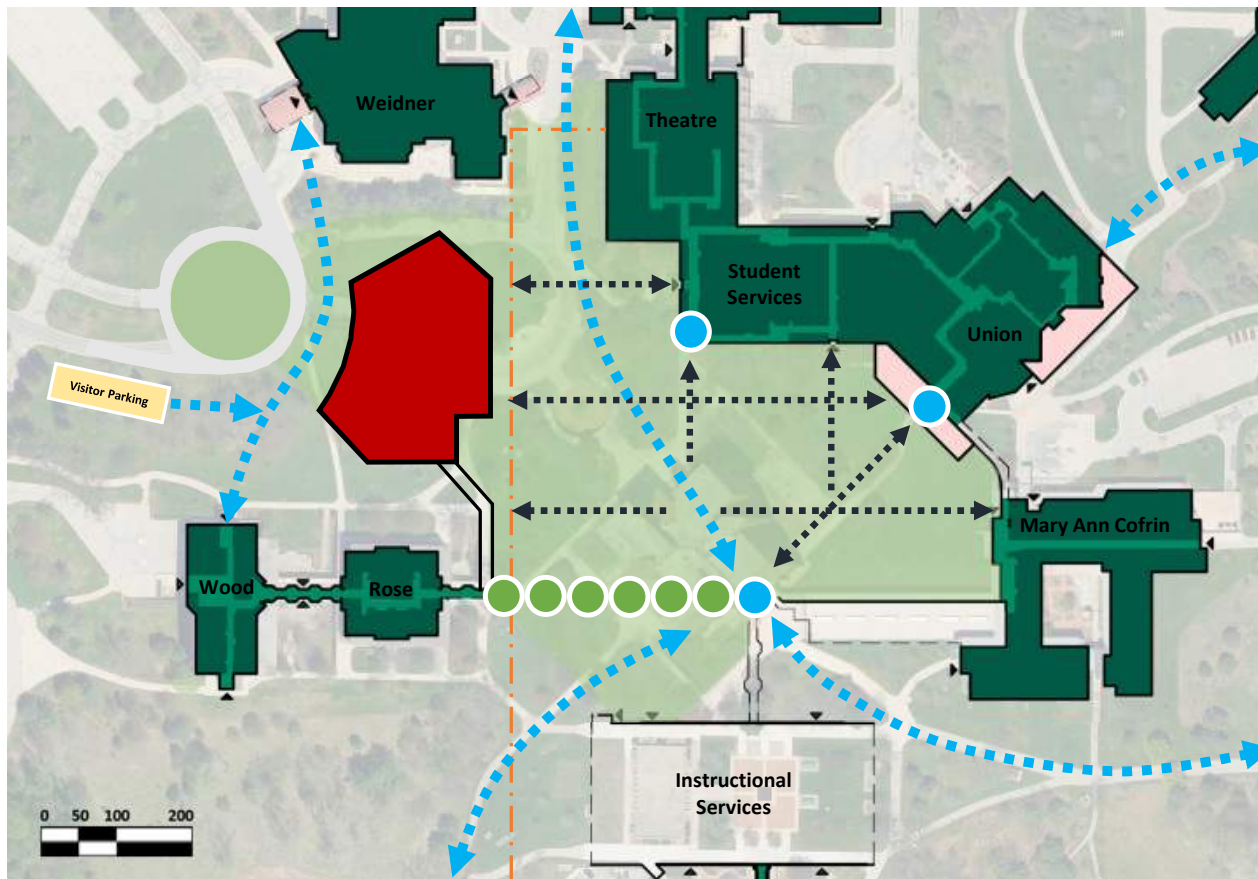
Relocate Cofrin to the opposite side of the steam tunnel.

Orient Cofrin for views from drive and of the Bay.

Expand the Quad and eliminate isolated areas.

Maintain existing Main Entrance Drive routing.

Cofrin Replacement: Option 3



Relocate Cofrin to the opposite side of the steam tunnel.

Align Cofrin with Wood and Weidner; shift entry circle.

Orient Cofrin for views from drive and of the Bay.

Expand the Quad and eliminate isolated areas.

Integrate student meeting spaces with concourse between MAC/IS and Rose.

Reimagining the Quad

Iconography



Pathways



Memories



Reimagining the Quad


Meeting



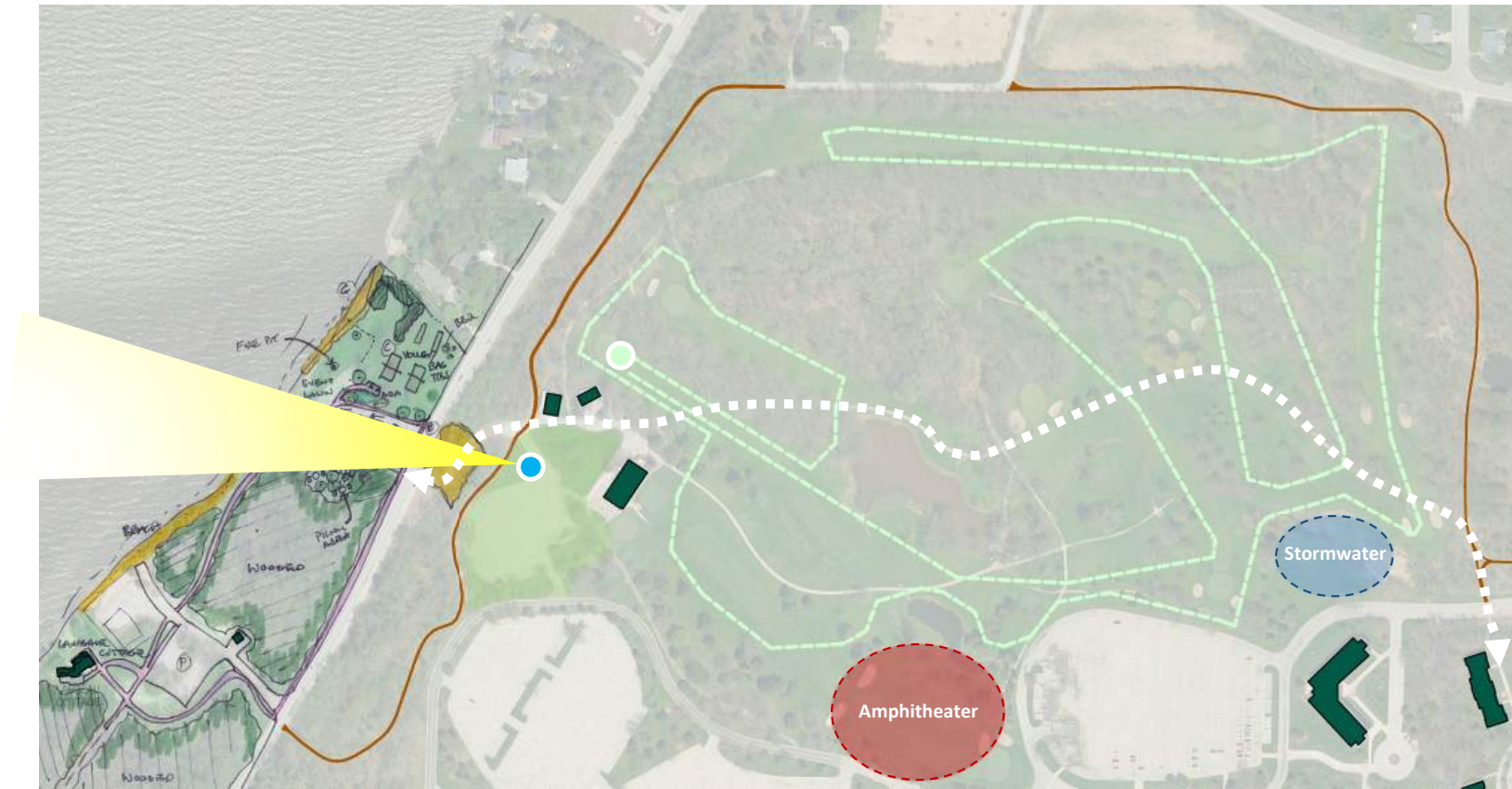
Studying



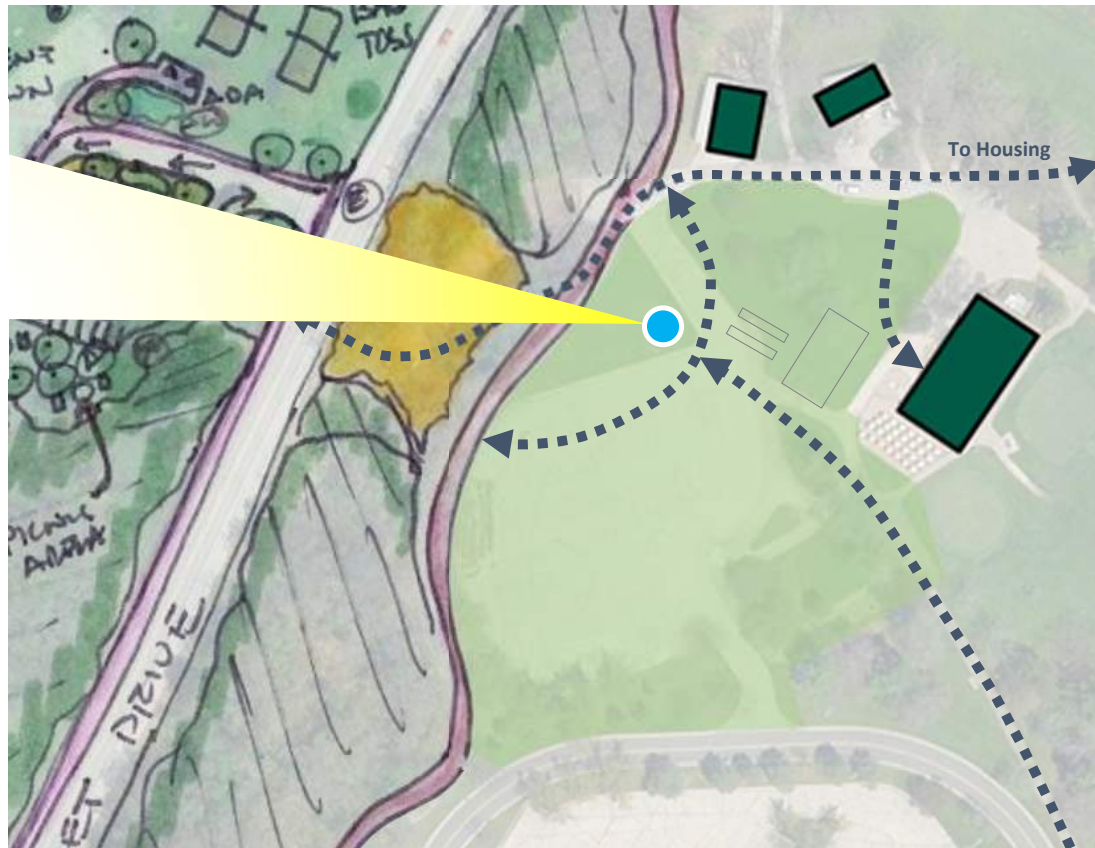
Recreation



Reimagining the Golf Course



Reimagining the Clubhouse



Repurpose existing clubhouse

Rec sports rental/storage

Connection to Housing

Event lawn with overlook ●



Bayfront: Communiversity Park



Volleyball + Bag Toss



Bayfront: Communiversiversity Park



Outdoor Grilling



Bayfront: Communiversity Park



Fire Pit



Bayfront: Communiversity Park




Event Lawn



Bayfront: Communiversity Park




Kayak Launch



Bayfront: Lambeau Cottage



Bayfront Arboretum Path



Bayfront: Lambeau Cottage



Arboretum Parking + Trail Head



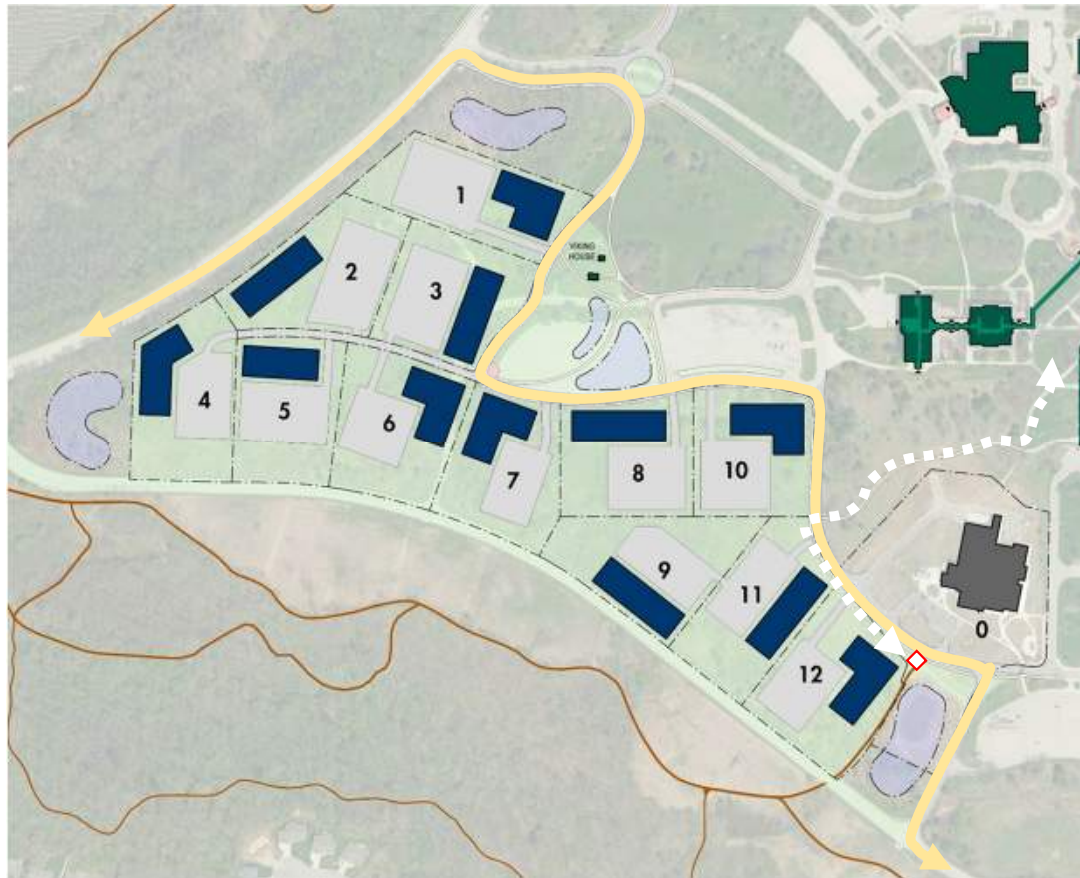
Bayfront: Lambeau Cottage



Lambeau Cottage



Phoenix Innovation Park






Vehicular access from Main Entrance Drive and Lab Sciences parking.

Learning street to Arboretum.

Building density around greenspace.

Key:

-  Pedestrian Circulation
-  Vehicular Circulation
-  Arboretum Trail Head

Revisit Core Principles



- **Forward Facing Campus**
- Embrace, Protect and Enhance the Arboretum and Natural Setting
- **Respect and Enhance the Campus Ecology**
- **Welcome visitors to campus**
- Identifiable concourse entries
- **Enhance the interior / exterior connections while Creating a Sense of Place throughout Campus**
- **Enhance / Activate the Quad while Reinforcing the Academic Core**
- Update On-Campus living accommodations
- Community Connectivity
- Transportation – Walk, Bike, Park
- Accommodate Emerging and Growing Academic Programs



UNIVERSITY OF WISCONSIN – GREEN BAY

MASTER PLAN UPDATE

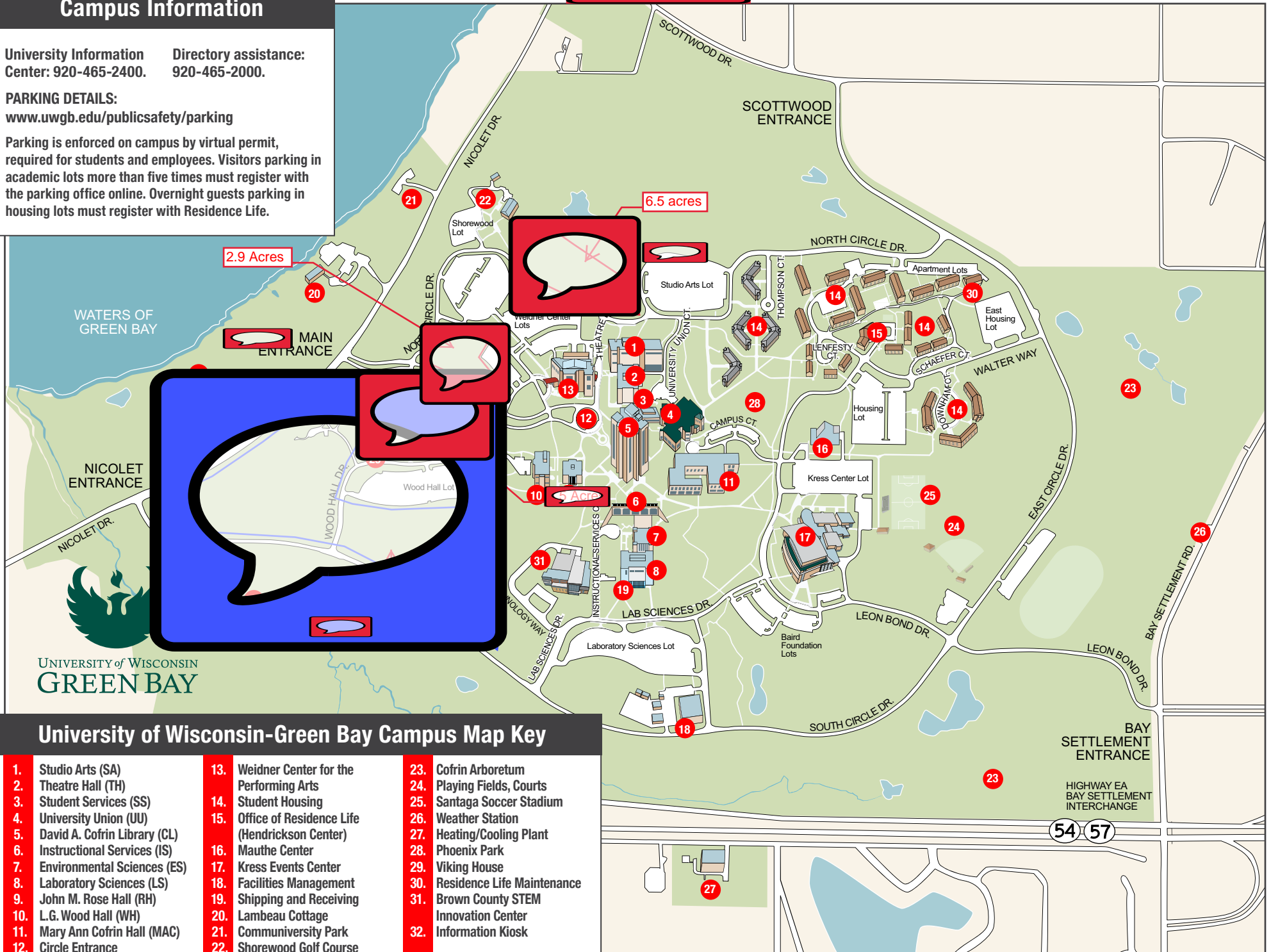
PROJECT No. 20A1M

Campus Information

University Information **Directory assistance:**
Center: 920-465-2400. **920-465-2000.**

PARKING DETAILS:
www.uwgb.edu/publicsafety/parking

Parking is enforced on campus by virtual permit, required for students and employees. Visitors parking in academic lots more than five times must register with the parking office online. Overnight guests parking in housing lots must register with Residence Life.



University of Wisconsin-Green Bay Campus Map Key

- | | | |
|---------------------------------|---|---|
| 1. Studio Arts (SA) | 13. Weidner Center for the Performing Arts | 23. Cofrin Arboretum |
| 2. Theatre Hall (TH) | 14. Student Housing | 24. Playing Fields, Courts |
| 3. Student Services (SS) | 15. Office of Residence Life (Hendrickson Center) | 25. Santaga Soccer Stadium |
| 4. University Union (UU) | 16. Mauthe Center | 26. Weather Station |
| 5. David A. Cofrin Library (CL) | 17. Kress Events Center | 27. Heating/Cooling Plant |
| 6. Instructional Services (IS) | 18. Facilities Management | 28. Phoenix Park |
| 7. Environmental Sciences (ES) | 19. Shipping and Receiving | 29. Viking House |
| 8. Laboratory Sciences (LS) | 20. Lambeau Cottage | 30. Residence Life Maintenance |
| 9. John M. Rose Hall (RH) | 21. Community Park | 31. Brown County STEM Innovation Center |
| 10. L.G. Wood Hall (WH) | 22. Shorewood Golf Course | 32. Information Kiosk |
| 11. Mary Ann Cofrin Hall (MAC) | | |
| 12. Circle Entrance | | |

...es might.
 521

MEETING NOTES | Focus Group Meeting Minutes

Division of Facilities Development and Management Project No. 20A1M
Engberg Anderson Project No. 203162

DATE & TIME October 22, 2020
LOCATION Electronic Teams Meeting
PURPOSE Focus Group Meeting – Athletics
PRESENT

X	Robert Hoffmann – DFDM Project Manager
X	Thomas Bittner – UW System Administration
X	Paul Pinkston – UWGB Director Facilities Management and Planning
X	Jeffery Schulz – UWGB Campus Facilities Planner
X	Charles Guthrie – UWGB Director of Athletics
X	Cory Schroeder – UWGB Womens Volleyball - Assistant Coach
X	Jim Brown – Engberg Anderson
X	Joe Huberty - Engberg Anderson
X	Jared Vincent – Saiki Design

1. Introductions
2. General
 - a. Reviewed the 2009 Athletics Master Plan
 - i. Completed projects have not followed 2009 Athletics Master Plan.
 - b. Proximity to Kress from Housing is better than most campuses.
 - c. Connection to Campus
 - i. Kress Center (Rec Sports) reports to The VC of Students Affairs
 - ii. Athletics reports to the Chancellor.
3. Kress Center
 - a. Athletics
 - i. Women’s Basketball is at the Kress Center
 1. 3,800 fans – capacity.
 2. GB community supports and attends.
 - ii. Men’s Basketball is at the Resch Center
 1. Currently at Kress due to COVID, will not stay there after Covid
 - a. Goal in using Resch is to increase local attendance.
 - b. 2018 – 2,475 2019 – 2,107 (5th in conf and 200th in nation).
 2. \$8k/ event rental fee.
 3. Making changes to the program to increase fan base

- iii. Tennis is not coming back.
- iv. Football is unlikely.
- b. Student Activities
 - i. UWGB students seem to keep to themselves more than at other campuses.
 - ii. Kress is a good hang-out for athletes.
 - iii. Kress east/west fitness is a good hang-out spot but not the rest of the facility.
 - iv. Pool and Locker Rooms
 - 1. Pool gets used but locker room use has changed over time
 - 2. Considered to be a quality pool by visitors – oldie but goodie.
 - 3. Small project (under \$300k) planned to paint floor/make updates
 - v. Outdoor Fields
 - 1. Don't need another outdoor field
- c. Parking and Access
 - i. Student Parking
 - 1. Walkable from academics and housing areas
 - a. Students typically enter through north doors
 - 2. Commuters might park there, but Res Life students walk
 - 3. Athletes and coaches park in the Baird Lot
 - a. Access doors on south side of Kress Center
 - ii. Event Parking
 - 1. 17-18 events/ year,
 - 2. Baird is primary/ Kress Lots and Labs Lot used for big events/ overflow
 - a. Some park further out and walk to avoid congestion at end of event
 - 3. Softball Fields have no paved parking areas (cars park on the field)
 - 4. Students don't typically attend Kress events
 - 5. Issues
 - a. Need expanded capacity
 - b. Need automated gates to control access. Close off Kress Lot prior to games to keep open for game visitors. Currently using cones.
 - c. Older fan base needs close parking, most games are in winter season
 - d. Look at alternate emergency access/egress and more routes to reduce bottlenecks and improve response time.
- d. Improvements
 - i. Expanded Facilities, better organized
 - 1. Kress Center designed for 4,500 students, now 9,000 weekly, on campus enrollment.
 - 2. Kress Center too small for some events, need space for up to 5,500 people.
 - a. 3,800 seat capacity – too small to host tournaments.
 - 3. Kress Center needs an athlete only weight room
 - 4. An indoor facility is missing – needs a full size indoor turf gym
 - a. Could be for campus and other community use.
 - b. Year around use is critical since most students are there in winter
 - c. Currently students and athletes compete for use of existing turf facility.
 - d. Softball rents indoor space near Chicago to play games in winter
 - ii. Soccer stadium wasn't built to support student needs. Athletics would like to provide input for future improvements to better support students.
 - iii. Indoor (preferred) Soccer with Track and Field Facility
 - 1. Thoughts to bring back track and field.
 - a. Easy T&F scholarships don't require 'star' athletes.
 - b. Would help drive student enrollment and diversity. Many students can partake.
 - 2. Field House for winter use- T. Bittner has a 3-6 year plan nearly ready to go.
 - iv. Location for new facilities
 - 1. Utilities installed for AS Soccer Stadium
 - 2. Could go south of Kress Center or between soccer/softball fields

- 3. Exchange turf gym with weight room/locker rooms
 - a. \$5.7M project on short-term list for funding (5-7 years)
 - v. Gathering Space
 - 1. Only gathering type space is by ticket window
 - 2. Need a space for students to hang-out after work-out/ before class
 - 3. Need an intramural meeting space
 - vi. Pool and Locker Rooms
 - 1. Locker rooms are wasted space, energy, and resources
 - a. Could be reconfigured to work better for current students
 - b. Use some of the space for a gathering space
 - e. Funding
 - i. Student tuition fees pay for facility (not likely to expand)
 - ii. Soccer Stadium facility supported by donors
 - iii. Donors
 - 1. Athletics hasn't approached donors in 5+ years, so now is a great time
 - 2. Donors are being prep'd for an indoor facility ask
 - 3. Indoor Facilities are lacking in the area, so could be rented out for income
4. Campus
 - a. Visibility
 - i. Kress is a known place and easy to get to.
 - ii. Digital signage along the highway helps visibility
 - b. Feel
 - i. Conservative/ clean look
 - ii. No fuss/ fan-fare
5. Closing

These meeting minutes constitute the author's understanding of the issues discussed and the decisions reached. Please contact the undersigned with any additions, deletions or changes.

Prepared by

Jim Brown, AIA
Principal

Copied Attendees

EA File Name: Y:\2020 3139\203162 UWGB Campus Master Plan\1-Project Administration\7-Meetings\20A1M Meeting Minutes.Docx

MEETING NOTES | Focus Group Meeting Minutes

Division of Facilities Development and Management Project No. 20A1M

Engberg Anderson Project No. 203162

DATE & TIME October 30, 2020
 LOCATION Electronic Teams Meeting
 PURPOSE Focus Group Meeting – Austin E Cofrin School of Business
 PRESENT

X	Robert Hoffmann – DFDM Project Manager
X	Thomas Bittner – UW System Administration
X	Paul Pinkston – UWGB Director Facilities Management and Planning
X	Jeffery Schulz – UWGB Campus Facilities Planner
X	Mathew Dornbush – UWGB Dean of Business
X	Kathleen Jurecki – UWGB Assistant Dean
X	Tara Carr – UWGB Small Business Development Center Director; Associate Lecturer
X	Amulya Gurtu – UWGB Associate Professor
X	Ryan Kauth – UWGB Lecturer
X	Mussie Teclezion - UWGB Associate Professor
X	Vallari Chandna - UWGB Associate Professor
X	Rasoul Rezvanian – UWGB Associate Dean
X	Jim Brown – Engberg Anderson
	Joe Huberty - Engberg Anderson
X	Jared Vincent – Saiki Design

1. Introductions
2. General Comments
 - a. Growth
 - i. Started as a department within Professional Studies, then got an endowment (2010), then became a college in 2016
 - ii. 5%/year enrollment growth for 5 years
 - iii. Adding new Masters programs
 - iv. Currently 1,500 students, but still don't have a 'presence' on campus (visual/physical)
 1. Building = presence.
 - v. Big online program
 1. Full-time, part-time, and hybrid approaches to the program
 2. Non-traditional students, 4-year MBA's

- 3. Continuing education
- vi. Accreditation
 - 1. Entering into a 5-year accreditation process this year
- vii. Recruitment
 - 1. Not many first year students (want to get away from home first, but then come back)
 - 2. Dilemma: Need higher quality facility and learning, but keep tuition low
 - a. Need donors to help make the college more robust
 - 3. Large percentage of business school students work.
- viii. CEO's and business owners visit the school
 - 1. Businesses understand the progression that is happening
 - 2. Need to show improvement/ program growth to align with regional needs
 - 3. Need to be an innovator in creating leaders for the future
- b. Location on Campus
 - i. Location
 - 1. Isolation is both great and hard for students
 - a. Students want the rural campus, but the option for a full college experience
 - b. Students limited to what is available on campus
 - 2. On campus space is needed for fulfilling general ed requirements
 - a. Downtown location wouldn't support undergrad programs
 - b. Downtown space could support grad student and public interaction
 - 3. Business School/Innovation Park/ Engineering is the right location, need to support links for better student exposure and interaction.
 - ii. Current Space
 - 1. Wood Hall has classrooms and offices
 - 2. MAC Hall used for accounting /small business rooms with boards/interview rooms
 - 3. Gathering spaces?
 - a. Students tend to hang out in Wood Hall
 - iii. Access
 - 1. First floor café' entrance
 - 2. Students channel to the edges
 - 3. Main entrance closed for 6 months due to steep grades
 - iv. Parking
 - 1. Current parking capacity is adequate
- c. City/ County/ Campus Connection
 - i. Downtown location not necessary for success, more important to have public come to campus
 - ii. Specialized/Grad classes/studies would be most fitting downtown
 - iii. If Wood Hall were modernized, downtown wouldn't be needed
 - iv. Higher impact/ higher cost graduate programs could be a fit for downtown location
- d. Issues/ Conflicts/ Challenges
 - i. 2011 renovation for Business School is nice, but office spaces are cold
 - ii. Small Business
 - 1. Community members come to the center
 - 2. Parking is inconspicuous and dark
 - 3. Classrooms and offices need to have private offices for meetings
 - iii. Presence on Campus
 - 1. Need a building/ space on campus that reflects the business school
 - 2. Only basic office space now- doesn't speak to importance of school
 - 3. Its ok to share spaces now, but as the college grows and other programs grow there will be too much demand for shared space.
 - iv. Physical Space Needs
 - 1. No Dean's suite
 - a. Needed for faculty interaction independent of the Dean
 - b. Support staff for Dean taking up space for other faculty

2. Faculty needs- Each program needs specific space to support studies
 - a. Entrepreneur space
 - b. Cohort space
 - c. Pitch-rooms (preferred to be visible to public/ high traffic areas- typically urban settings at other universities)
 - d. Financial Suite
 - e. Private offices for small business
 - f. Boardroom/ conference/ presentations area
 - g. Visitor space/ Food Café'
 - h. Hospitality
 - i. Weidner Center/ Athletics/ Golf Course connection
 1. Ski-shop, conf/hotel. Restaurant
 - ii. Waterwork (Weddings, alumni center, conference/hotel, event planning)
 - i. Interview rooms (one-way glass/ recording equipment/tables)
 - j. Business Lab
 - k. Debate
 - l. Economics moving to Business School
 - i. Need grad student, new faculty and staff space
- v. Connections
 1. Program areas need permeability for community to find and access the school.
 - a. Need interdisciplinary interactions
 - i. Art/Theatre
 - ii. Science
 - iii. Engineering
 2. Need enhanced tech to connect online and in person students so that all are informed in the same way.
 3. Need to have an obvious presence in the community to grow and provide jobs in the region
 4. Need a link between engineering and business school for innovation/interaction
 - a. Socialization is critical to business development
 - b. Students need a variety of experiences
 - c. Social media- need places for selfies, group pictures- something iconic
 5. Concourse updates are nice and students use gathering spaces, but the gathering spaces are not big enough for collaboration that is needed
- vi. Parking/Entrance
 1. Entrance doesn't work well because it is not obvious.
 - a. Outward facing school – clear front door.
 2. Students enter through concourse/ west side lower entrance from parking
 3. Small business needs capacity for about 300 clients/ year (600 this year)
 - a. Current parking is too far from entrance for older clients (typical client)
- vii. New Space/Building vs Renovation
 1. Need something to draw students and top faculty to grow college for program growth and increased enrollment
 2. Need to better understand/study space utilization and function to understand what areas could be better utilized/ renovated to better serve students and faculty
 3. Need to prove case for either renovation or new (UWSA- no net new sq. ft policy)
- viii. Adjacent Development
 1. Land prices and utility extensions (hard rock) resists growth
 2. Need an anchor to spark others to invest

3. Closing

These meeting minutes constitute the author's understanding of the issues discussed and the decisions reached. Please contact the undersigned with any additions, deletions or changes.

Prepared by

Jim Brown, AIA

Principal

Copied Attendees

EA File Name: Y:\2020 3139\203162 UWGB Campus Master Plan\1-Project Administration\7-Meetings\20A1M Meeting Minutes.Docx

MEETING NOTES | Focus Group Meeting Minutes

Division of Facilities Development and Management Project No. 20A1M

Engberg Anderson Project No. 203162

DATE & TIME October 28, 2020
 LOCATION Electronic Teams Meeting
 PURPOSE Focus Group Meeting – Brown County
 PRESENT

X	Robert Hoffmann – DFDM Project Manager
X	Thomas Bittner – UW System Administration
X	Paul Pinkston – UWGB Director Facilities Management and Planning
	Jeffery Schulz – UWGB Campus Facilities Planner
X	Benjamin Joniaux – UWGB Chief of Staff
X	Jeff Flynt – Brown County
X	Troy Steckenbach - Brown County
X	Jim Brown – Engberg Anderson
X	Joe Huberty - Engberg Anderson
X	Jared Vincent – Saiki Design
X	Craig Schuh – Ayres Associates

1. Introductions
2. Brown Co/ Campus Relationship
 - a. Impressions of UWGB
 - i. Positive impression of the campus
 - ii. Location issue - perceived to be far away from downtown
 - b. Perceptions and Connections
 - i. County is interested in creating connections to campus, but need to get more development on or near campus to lessen the 'too far' perception.
 - c. City of Green Bay
 - i. 3rd largest city in the state of Wisconsin (in the 4th largest county).
 - ii. Key Places/ Economic Engine
 1. Titletown district (lots of development)
 2. Expo Hall w/ adjacent retail
 3. 3.5 miles from downtown to campus, but it's at the edge of town with nothing beyond.
 - iii. Housing
 1. Hoping to get some hi-density housing adjacent to Bay Beach

2. Talks of future autonomous vehicles routing people between downtown and campus (need more business interest)
3. 7,400 housing units in the next 10 years.
4. Location for new housing: Downtown or Near Campus (County Farm?)
 - a. Adjacent vacant land could be for UWGB
 - b. Walking / bike paths from Community Treatment to Innovation Park over or under 57 has been considered, but a ways out.
 - c. 'County Farm' land (south of the highway 57)
 - i. New courthouse will likely go here to be nearer to jail, medical examiner.
 - ii. Future expansion to Veterans Services
 - iii. Future County Campus to include health services and admin, ~1000 employees
 1. Probably 20 years out.
 - d. Downtown parcels available, adjacent to Northern Building, Central Library, and Neville Museum (needs a partner)
 - e. Some of Brown Co. Mental Health land might be sold off to be developed as single family.
- d. Partnerships
 - i. Ideas
 1. Could a county building be located on Campus?
 - a. STEM is a success.
 2. Need workforce development (engineering is strong)
 3. Support the development of the Innovation Park to create a better pipeline of students to regional jobs
 - a. Industry to support university.
 4. Enhance multi-modal transportation and infrastructure to improve connection to downtown and development.
 5. Central library space not fully utilized
 - a. Art Gallery, Computer Sciences, Housing?
 - ii. Marking Partnerships work
 1. The interest is there, but need funding for both build out and operations
- e. Transportation
 - i. Nicolet entrances need improvement to be safer and provide better wayfinding
 1. Roundabout has been discussed but traffic counts don't justify
 - ii. This stretch of Nicolet is City of Green Bay jurisdiction
- f. Enrollment
 - i. 10,000 Students is the goal, current projections are 9,000, reaching goal within 2-3 years.
 - ii. County Stats:
 1. County needs info about online vs physical campus graduations
 2. 70% of students stay in region (MATC is ~97%)
 3. County wants UWGB graduates to fill/ create jobs in the NE Wisconsin region
 - a. Majority of UWGB students are from the 16 county region
- g. Retail
 - i. UWGB should talk with local developers to get a pulse on where development is planned.
 1. Recommend connecting with Jeff Nelner, Todd DeVillers, Paul Kalsmarksy, and Bob Toonen.

3. Closing

These meeting minutes constitute the author's understanding of the issues discussed and the decisions reached. Please contact the undersigned with any additions, deletions or changes.

Prepared by

Jim Brown, AIA
Principal

Copied Attendees

EA File Name: Y:\2020 3139\203162 UWGB Campus Master Plan\1-Project Administration\7-Meetings\20A1M Meeting Minutes.Docx

MEETING NOTES | Focus Group Meeting Minutes

Division of Facilities Development and Management Project No. 20A1M

Engberg Anderson Project No. 203162

DATE & TIME November 12, 2020
 LOCATION Electronic Teams Meeting
 PURPOSE Focus Group Meeting – College of Arts, Humanities, and Social Sciences (CAHSS)
 PRESENT

	Robert Hoffmann – DFDM Project Manager
X	Thomas Bittner – UW System Administration
X	Paul Pinkston – UWGB Director Facilities Management and Planning
X	Jeffery Schulz – UWGB Campus Facilities Planner
X	Charles Rybak – UWGB Dean of Arts, Humanities & Social Sciences
X	Jim Brown – Engberg Anderson
	Joe Huberty - Engberg Anderson
	Jared Vincent – Saiki Design

1. Introductions
2. CAHSS
 - a. Location: Theatre Hall, Studio Arts, Dean offices are in Theatre Hall, Psychology Dept is in Health Sciences
 - i. No centralized location.
 - b. Programs: Largest selection of Majors and Minors.
 - i. Approximately 10% of students are in Psychology
 - c. Growth
 - i. Stable
 - ii. Growth in other 3 colleges
 - iii. Social Sciences have typically underperformed in terms of size.
 - iv. Growth will come from expanded undergraduate programs.
3. Art and Music camps in summer are great opportunity to introduce campus to prospective students.
 - a. Solo & Ensemble, too
4. Physical Space
 - a. Theatre Hall
 - i. Lacks a front door.
 - ii. Gallery
 1. Hard to find – buried in the building.
 2. Not on a traveled path.
 - iii. Theatre lobby is a student hang-out space.

- iv. Small computer lab
 - v. Dressing rooms are too small and cramped.
 - vi. University Theatre
 - 1. 400 seats (Weidner has Fort Howard 200 seats and Main Hall 2,000 seats)
 - a. Good size for teaching.
 - 2. Industrial feeling – could be improved.
 - b. Studio Arts
 - i. Like the sizes of the spaces.
 - ii. Lounge is a student hang-out space.
 - iii. Small Gallery
 - 1. Hard to find – buried in the building.
 - 2. Not on a traveled path.
5. Classrooms
- a. Classes are held in Weidner due to COVID.
 - b. Larger spaces allow proper distancing.
 - c. Like the better connection to Weidner.
6. Connections
- a. Better connection to central campus.
 - i. Foot traffic is low due to place on end of spoke.
 - ii. Some students enter SA to get into concourse system due to parking.
 - b. Exhibits
 - i. Art exhibits are only in TH and SA.
 - 1. Desirable to exhibit throughout campus.
 - ii. Phoenix sculpture is a favorite place.
 - iii. Identify additional exterior exhibit locations
 - 1. Student Services roof deck.
 - iv. Murals are well received.
 - 1. Additional locations.
7. Opportunities
- a. Amphitheatre on campus utilizing the topography.
 - i. Wildlife sanctuary
 - b. Outdoor artwork
 - c. Downtown gallery
 - i. No gallery in downtown – fill void
 - ii. Funding
 - iii. Pop-up gallery (empty storefronts....)
8. Closing

These meeting minutes constitute the author's understanding of the issues discussed and the decisions reached. Please contact the undersigned with any additions, deletions or changes.

Prepared by

Jim Brown, AIA
Principal

Copied Attendees

EA File Name: Y:\2020 3139\203162 UWGB Campus Master Plan\1-Project Administration\7-Meetings\20A1M Meeting Minutes.Docx

MEETING NOTES | Focus Group Meeting Minutes

Division of Facilities Development and Management Project No. 20A1M
Engberg Anderson Project No. 203162

DATE & TIME October 19, 2020
LOCATION Electronic Teams Meeting
PURPOSE Focus Group Meeting – Campus Administration
PRESENT

X	Robert Hoffmann – DFDM Project Manager
X	Thomas Bittner – UW System Administration
X	Paul Pinkston – UWGB Director Facilities Management and Planning
X	Jeffery Schulz – UWGB Campus Facilities Planner
X	Gail Sims-Aubert – UWGB Assoc VC of Student Affairs
X	Janet Bonkowski – UWGB Executive Director Marketing and University Communication
X	Kathleen Burns – UWGB Interim Provost and Vice Chancellor
X	Susan Grant Robinson – UWGB Cabinet Liaison Internal Affairs
X	Charles Guthrie – UWGB Director of Athletics
X	Benjamin Joniaux – UWGB Chief of Staff
X	Cory King – UWGB Vice Chancellor University Inclusivity and Student Affairs
X	Paula Marcec – UWGB University Executive Staff Assistant
X	Sheryl Van Gruensven – UWGB CBO / Senior Vice chancellor for Institutional Strategy
X	Anthony Werner – UWGB Vice Chancellor University Advancement
X	Jim Brown – Engberg Anderson
X	Joe Huberty - Engberg Anderson
X	Jared Vincent – Saiki Design

1. Introductions
2. Initial Thoughts
 - a. Janet Bonkowski
 - i. Can the campus plan be a way to address how campuses are changing due to COVID?
 - ii. The Union doesn't function, the library commons acts more like the campus living room.
 - iii. Campus needs to be a tech campus centered in natural surroundings
 - b. Benjamin Joniaux
 - i. This plan needs to address the next 30 years to keep UWGB relevant
 - ii. Tech Campus / On-line presence

- c. Gail Sims-Aubert
 - i. Need equitable, well-provisioned social and gathering spaces
 - ii. Current spaces are too small, not designed for this function
 - iii. Students will find any space to get together but aren't supportive of group size or needs.
- d. Jeff Schultz
 - i. The campus has many underutilized outdoor spaces
 - 1. Need to activate with nodes of activity
 - 2. Plan for winter activities
- 3. Big Picture Direction for Master Plan
 - a. Wayfinding
 - i. Disconnect between the inside and outside
 - 1. Sight lines visible (exterior), but physical connections are missing
 - ii. The concourse system is 'over-used', leading to a lack of knowledge of wayfinding outside
 - iii. Exterior entrances are hidden and not connected well to other area
 - iv. Concourse is not well connected to the outdoors
 - 1. New students are oriented to buildings through the concourse system
 - 2. Takes about 2-3 weeks for students to acclimate to campus, but each semester adds complexity with new destinations and routes to figure out.
 - 3. COVID policy asks students to walk outside and avoid the concourse system
 - a. Students are being forced to learn the outside routes but are getting lost.
 - b. Visibility
 - i. No front porch- new students, faculty, and visitors have a hard time finding the 'front door'.
 - ii. Campus isn't visible from outside (Highways, Nicolet Drive- no views into campus)
 - iii. Shortens active time outdoors (dining, events, passive rec)
 - iv. Stairs are not shoveled in winter for safety (no shoveling or salting)
 - c. A solid plan (need to pull everything together going forward, good time to approach donors/county)
- 4. Residence Life
 - a. 75% of freshman live in the dorms
 - b. 69% retention rate
 - i. Second year students living off-campus typically with friends, not a lot of local students.
 - ii. Not much rental housing near campus.
 - iii. Some athletes live off campus together
 - c. Commuters
 - i. The average commuter comes 2-4 times/week
 - ii. They park and leave, not much to keep them on campus
 - d. Existing Housing
 - i. 9 Shared Bedroom Buildings
 - 1. No common areas, some space in basement but not accessible
 - 2. Laundry located in basement
 - ii. 2 Private Room Buildings
 - 1. No lounges or common spaces (note- drinking age was 18 when built)
 - 2. Some dining space in basement, but limited.
 - 3. UVHI did not invest in non-revenue generating space
 - iii. Students don't tend to go between buildings
 - 1. Card access limited to your own building
 - 2. Students from one res hall might not want to go to another (inside or out)
 - 3. A 'Club House' space might be a good central/shared space for res life students to gather and build a sense of community.
 - e. Access
 - i. Need modern, paved, and lighted connections
 - 1. Parking lots need better lighting

5. Concourse System
 - a. Age: built with buildings in '69, '73, '74.
 - b. Improvements: Added updated furnishings to "people pockets", well used
 - c. Egress: Controlled entry with other building doors (closes at 11pm), no card access
6. Social/Gathering Space
 - a. Weather limitations- biggest issue. Have spaces, but don't utilize.
 - i. Short warm stretch in fall and spring, students don't want to go out when it's cold
 - ii. Not much outdoor programming in the cold weather months
7. Current Campus Amenities
 - a. STEM Center
 - b. Weidner Center
 - c. Kress Center
 - d. Arboretum
 - i. Desirable feature- but blocks views to campus
 - ii. Used to groom trails, students seem to have lost interest, students will walk or snowshoe.
 1. No mechanism to generate revenue to cover cost
 - e. Golf Course
 - i. Down to 9 holes from 18. Not well utilized or revenue generating. (Barely covers costs)
 - ii. Business School thought about developing hospitality program
 - iii. There since inception, so there is some nostalgia even though it doesn't get used
 - iv. Can campus be a convention center or hospitality center for the east side?
 - f. Water frontage: need to connect to the water
8. Wrap Up:
 - a. Get this core group together one more time after focus group discussions to review, get everyone's opinion, especially those that did not speak today.
 - i. Need more dialogue after hearing others to work through ideas together
 - b. Paul Pinkston will be setting up a meeting with the City of Green Bay and Brown County
 - c. The group should review the latest UWGB Brand discussions
 - i. Need to go beyond mission and goals, need to express the UWGB personality
9. Closing

These meeting minutes constitute the author's understanding of the issues discussed and the decisions reached. Please contact the undersigned with any additions, deletions or changes.

Prepared by

Jim Brown, AIA
Principal

Copied Attendees

EA File Name: Y:\2020 3139\203162 UWGB Campus Master Plan\1-Project Administration\7-Meetings\20A1M Meeting Minutes.Docx

MEETING NOTES | Focus Group Meeting Minutes

Division of Facilities Development and Management Project No. 20A1M

Engberg Anderson Project No. 203162

DATE & TIME October 29, 2020
 LOCATION Electronic Teams Meeting
 PURPOSE Focus Group Meeting – College of Health, Education, and Social Work (CHESW)
 PRESENT

	Robert Hoffmann – DFDM Project Manager
X	Thomas Bittner – UW System Administration
X	Paul Pinkston – UWGB Director Facilities Management and Planning
X	Jeffery Schulz – UWGB Campus Facilities Planner
X	Scott Ashmann – UWGB Associate Dean
X	Brenda Beck – UWGB Assistant Dean
X	Susan Gallagher-Lepak – UWGB Dean of Health, Education & Social Welfare
X	Joan Groessl – UWGB Associate Professor
X	Pao Lor – UWGB Professor
X	Christine Vandenhouten - UWGB Professor
X	Jim Brown – Engberg Anderson
	Joe Huberty - Engberg Anderson
	Jared Vincent – Saiki Design

1. Introductions
2. CHESW
 - a. Location: West side of campus, Wood Hall and Rose Hall
 - b. Programs: Education, Nursing and Health, and Social Work
 - c. Growth (undergraduate)
 - i. Education has seen an 84% growth since 2015 (314 vs 578).
 - ii. Social Work has seen a 64% growth since 2016 (116 vs 190).
 - iii. Nursing and Health has seen modest growth of 2% since 2015 (545 vs 556)
 1. Bachelor of Science in Nursing (BSN) is a new Major in 2019 and will be admitting approximately 150 students per semester.
 - d. Growth (graduate)
 - i. Seen a 25% growth since 2015 (268 vs 462).
3. Physical Space
 - a. BSN will create need for additional space.
 - b. Health Sciences predesign study is currently underway

- c. Determine space needs for new program.
 - d. Creates openings in Wood and Rose as spaces/functions are transferred to the Health Sciences building.
4. Challenges
- a. Programs utilize classrooms in MAC
 - i. MAC is difficult to find.
 - b. Returning adults face several challenges
 - i. Campus / facility entry is from the west.
 - ii. Walking from Wood Parking lot to Rose Hall can be difficult during winter.
 - iii. Child care
 - c. Directions to other parts of campus.
 - d. Signage in general
 - e. Lighting at night / evening.
 - f. Limited class hours.
 - i. Add hours for student flexibility
 - ii. Grad classes at night?
 - g. Clinical skills learning center prior to new health sciences project completion.
5. Closing

These meeting minutes constitute the author's understanding of the issues discussed and the decisions reached. Please contact the undersigned with any additions, deletions or changes.

Prepared by

Jim Brown, AIA
Principal

Copied Attendees

EA File Name: Y:\2020 3139\203162 UWGB Campus Master Plan\1-Project Administration\7-Meetings\20A1M Meeting Minutes.Docx

MEETING NOTES | Focus Group Meeting Minutes

Division of Facilities Development and Management Project No. 20A1M
Engberg Anderson Project No. 203162

DATE & TIME October 29, 2020
LOCATION Electronic Teams Meeting
PURPOSE Focus Group Meeting – City of Green Bay
PRESENT

X	Robert Hoffmann – DFDM Project Manager
X	Thomas Bittner – UW System Administration
X	Paul Pinkston – UWGB Director Facilities Management and Planning
X	Jeffery Schulz – UWGB Campus Facilities Planner
X	Benjamin Joniaux – UWGB Chief of Staff
X	Cheryl Renier-Wigg – City of Green Bay
X	David Buck – City of Green Bay
X	Jim Brown – Engberg Anderson
	Joe Huberty - Engberg Anderson
X	Jared Vincent – Saiki Design

1. Introductions
2. Background
 - a. Lacking connection: Campus is ‘rural’ and needs a connection to the City
 - i. Perception is it’s far away. Reality is only 3.5 miles to downtown.
 - ii. 2019 City Bike Plan update includes Nicolet bike lane- but it’s a low priority
 - iii. Bus routes- not enough ridership
 - b. 2022 Smart Growth City Plan Update
 - i. Phase I: Data collection: On hold until public input can be safely and equitably collected
 - ii. Steering committee hopes to begin in spring of 2021.
 1. Campus is/will be included on committee. Student involvement, too.
 - iii. Phase II: Break down into 8-12 ‘neighborhood’ districts, each 4-5000 households to address the 9 elements of planning
 1. Transportation, schools, sustainability, health, walkability... Walkability score now very important
 - iv. City typically adopts Campus Master Plan into the City Plan
 1. CUP can be flexible on zoning and building height requirements on campus
 2. UWGB should reach out to City to get contacts for adjacent neighborhood liaison
 - a. Redsmith and Nicolet, and Mahon Creek

- b. UWGB has been incorporated into the Mahon Creek Neigh. Assoc.
 - v. Shott property on NE corner of campus is shown as 'educational use' on maps.
 - 1. Currently privately owned, owner not interested in selling
 - c. Adjacent Development
 - i. Development interest adjacent to campus is often industrial/ low density
 - ii. Development is costly due to high land prices and rocky soil increasing utility costs
 - 1. Need catalyst project to get things going.
 - 2. Open to TIF to fund infrastructure but need a reason.
 - iii. University Heights Business Park
 - 1. Development driven by costs.
 - 2. Unsuccessful due to location, utilities, and land prices
 - 3. Not enough traffic/interest.....In flux, TIF removed
 - iv. Development around campus will likely be a mix of densities (hard to get people there)
 - d. City connection to Campus
 - i. Weidner Center (educational k-12 events, Grandparent University Summer Camps)
 - ii. Arboretum- used by community
 - iii. Natural areas along Bay (Bay Beach/ Wildlife Sanctuary)
 - iv. Nicolet Drive
 - 1. Traffic counts not high enough to warrant a round-a-bout, but campus wants one for pedestrian safety crossing Nicolet, events (Weidner/Kress) traffic, and wayfinding.
- 3. City Campus Connection
 - a. Ideas
 - i. Satellite Classrooms or Housing to get a Downtown Campus connection
 - 1. City Policy is open to mixed use development
 - 2. City is short on all types of housing
 - ii. City/Campus Housing
 - 1. Need to update campus master plan to address housing needs
 - 2. Current Housing Master Plan updated in 2019 with higher density options
 - a. Replace outdated 70's housing hoping for first project within the next 2 years
 - b. First project will be either 400 bed first year (state built) housing or 250 bed second year (private built)
 - i. Update all campus housing in next 20 years.
 - c. Focusing on removing roadways and enhancing pedestrian connections
 - d. 69% housing retention rate
 - i. Campus housing doesn't have enough beds for retained and incoming students. Need to choose between offering the 'Freshman Experience' and supporting second year students.
 - ii. First year housing needs to support socialization to increase enrollment, retention, and student experience.
 - 3. Enrollment projected to be 10,000 by 2025
 - a. Steady growth for last 4-5 years
 - b. UWGB is an access institution
 - 4. Housing north of campus
 - a. Single family – commuter housing
 - b. Large lots, auto heavy, not dense development
 - iii. Getting City ON Campus?
 - 1. Draw community onto the campus, make it a destination
 - 2. Phoenix Innovation Park
 - a. 40 acre business/health campus funded through Brown County
 - b. STEM building first piece.
 - 3. Nodes of development adjacent to campus with mixed use to support campus
 - a. Students want late night eats/delivery

MEETING NOTES | Focus Group Meeting Minutes

Division of Facilities Development and Management Project No. 20A1M
Engberg Anderson Project No. 203162

DATE & TIME October 27, 2020
LOCATION Electronic Teams Meeting
PURPOSE Focus Group Meeting – Cofrin Center for Biodiversity Committee
PRESENT

	Robert Hoffmann – DFDM Project Manager
X	Thomas Bittner – UW System Administration
X	Paul Pinkston – UWGB Director Facilities Management and Planning
X	Jeffery Schulz – UWGB Campus Facilities Planner
X	Jeff Benzow – UWGB Associate Professor
X	Michael Draney – UWGB Professor
X	Robert Howe – UWGB Professor
X	Karen Stahlheber – UWGB Assistant Professor
X	Jim Brown – Engberg Anderson
X	Joe Huberty - Engberg Anderson
X	Jared Vincent – Saiki Design

1. Introductions
2. Cofrin Center for Biodiversity Committee
 - a. An appointed committee
 - b. Members
 - i. Karen Stahlheber: Professor of Biology, Chair
 - ii. Mike Draney: Chair- Natural and Applied Science (entomology/teaching/research)
 - iii. Robert (Bob) Howe: Professor of Natural and Applied Sciences, Director of Cofrin Center for Biodiversity (Animal and Forest Ecology)
 - iv. Jeff Benzow: Graphic/Film Faculty
3. Cofrin Arboretum
 - a. Management Areas
 - i. Limit focus to the defined arboretum outside of Circle Drive
 - ii. Partly responsible for Lenfesty Court natural area
 - iii. 'Gateway to Arboretum' trail from MAC to S Circle Drive.
 - iv. Area by Kress Center with native vegetation
 - v. Pointe au Sable reserve (added in 2006)
 - vi. Historic stacked stone wall along Leon Bond (near Bay Settlement)

1. Could use signage indicating its historic nature in order to prevent “salvaging” of found rocks.
- b. Future/ Planned Acquisitions
 - i. Would like to acquire Schott property on NE to fill in the gap. Arboretum is very thin along this boundary.
 1. Present relations are not great between UW and property owners, not likely to sell.
 2. Ideal location for coffee shop development
 - ii. Golf Course
 1. Quality stands of pre-colonial mature oaks are there, but are not regenerating due to course management (leaf storage/pesticides/mowing)
 2. Could be developed as an oak savanna and outdoor classroom, but athletics does not want students on golf course
 3. Course is closed during the winter months and no use is permitted.
- c. Trails
 - i. Signage indicating appropriate use as not everyone understands what type of activities are allowed on the different path materials.
 1. Bark Trails- Walking Only (sensitive or wet areas)
 2. Compacted Gravel- Pedestrian and bicycles allowed
 - ii. Winter- Mostly used for hiking and x-country skiing
 1. Used to groom but tracks weren’t respected by hikers / no funding to support limited use
- d. Funding
 - i. Cofrin Center for Biodiversity uses interest from an endowment
 1. About \$20,000/year budget
 - ii. Annual philanthropic fund/gifts for maintenance and work
 - iii. Facilities and grounds funds (charge back)
 - iv. Grants: EPA/Water Quality funding could be available for shoreline restoration
- e. Concerns
 - i. Access and Wayfinding
 - ii. Parking
 1. Limited parking, mostly along the road.
 - a. An enlarged parking area would be nice.
 2. Google/mapping needs to lead people to the right parking/trailheads
 - iii. Trail heads and signage
 1. Need more information about the research/classroom component of arboretum in addition to the rules.
 2. Current signage is not welcoming (Kiosks focus on what is prohibited)
 - iv. Trail Management
 1. Public users don’t always follow the rules (bring dogs, bike on wrong trails, camp)
 2. Public users find and return monitoring/research equipment.
 - a. Public doesn’t understand the teaching component.
 3. Vandalism
 - v. Mahon Creek (Nicest area to walk, high diversity)
 1. Flooding becoming more common, water crosses trail
 - vi. Edges/ Adjacent Landowners
 1. Neighbors encroach on the edges as an extension of their yard
 2. Connect yards to trails
 3. People take stones from wall along Leon Bond- no signage about its history
- f. Usage
 - i. Heavily used by UW students and Faculty as well as the community.
 - ii. It is an educational resource and there is used as outdoor classroom.
 - iii. Community doesn’t necessarily understand the teaching component of the Arboretum.
 1. Unhappy when it was closed to the public during COVID.
 2. Dogs are not allowed – Community may not understand why.

4. Maintenance and Management
 - a. Maintenance
 - i. Limited staff and resources.
 - ii. Looking to add staff and/or reach out to community groups to assist with management
 - iii. Friends group.
 - b. Needs/ Improvements
 - i. Disconnect between public recreational use and academic uses
 - ii. Need for boardwalks in wet areas, especially flooded areas by Mahon Creek
5. Closing

These meeting minutes constitute the author's understanding of the issues discussed and the decisions reached. Please contact the undersigned with any additions, deletions or changes.

Prepared by

Jim Brown, AIA
Principal

Copied Attendees

EA File Name: Y:\2020 3139\203162 UWGB Campus Master Plan\1-Project Administration\7-Meetings\20A1M Meeting Minutes.Docx

MEETING NOTES | Focus Group Meeting Minutes

Division of Facilities Development and Management Project No. 20A1M
Engberg Anderson Project No. 203162

DATE & TIME October 30, 2020
LOCATION Electronic Teams Meeting
PURPOSE Focus Group Meeting – Cofrin Center for Biodiversity
PRESENT

X	Robert Hoffmann – DFDM Project Manager
	Thomas Bittner – UW System Administration
X	Paul Pinkston – UWGB Director Facilities Management and Planning
X	Jeffery Schulz – UWGB Campus Facilities Planner
X	Robert Howe – UWGB Professor
X	Bobbie Webster – UWGB Natural areas Ecologist
X	Amy Wolf – UWGB Professor
X	Keir Wefferling – UWGB Assistant Professor & Herbarium Curator
X	Jim Brown – Engberg Anderson
	Joe Huberty - Engberg Anderson
X	Jared Vincent – Saiki Design

1. Introductions
2. Cofrin Arboretum
 - a. Impressions/ Perceptions
 - i. Vital to UWGB
 1. Not just specific classes
 - ii. Many people attracted to the green space
 - iii. Students see it as campus wide, classes, outdoor labs use arboretum and green space throughout campus
 - iv. Community members and some students don't know about the research/education and purpose/mission aspects of the arboretum
 - v. Community views and uses it as a public park
 - b. Community Use
 - i. Huge community resource that sees extensive use
 - ii. Parking areas are full on weekends
 - iii. Some people bring dogs even though they are prohibited
 - iv. Round River Alliance helps with invasive removal
 - v. Commiversity parking lot is usually full at sunset

- c. Increasing/Enhancing Use?
 - i. Campus wants to keep the arboretum natural for education and research, not developed for use
 - ii. Want to allow community to use it, but not actively work to increase its public use
 - iii. Could use more invasive species removal
 - iv. Current restoration projects
 - 1. Great Lakes Beach- undeveloped lakeshore is rare, seeking funding to restore
 - 2. Arboretum Gateway from MAC Hall
 - a. A visible connection from academic campus to Arboretum
 - b. Contains pollinator habitat (5 acre area)
 - c. US Fish and Wildlife Grant funded project
 - d. Used for access to MAC and Kress parking areas
 - e. Students enjoy the flowers
 - f. Ecology and field botany use it for classes and labs
 - g. Not known to many as a 'gateway'
 - 3. Bayshore Woods Lakeshore Woodland
 - a. Wetland restoration
 - b. Restoring habitat/ invasive removal
 - 4. Hardwood Swamp habitat restoration pending funding
 - 5. Oak Savannah/ Woodlands (Gold Course)
 - a. Represents natural environment prior to development
 - b. In good condition but needs maintenance
- d. Need Improvements
 - i. Signage and parking clarification to improve and better guide proper use
 - ii. People park on the road shoulders along S. Circle
 - 1. Housing Gateway
 - iii. Path connecting housing to Arboretum via golf course (n of N. Circle)
 - iv. Old parking area at Lambeau Cottage\
 - v. Natural Areas Coordinator
 - 1. Needed to help coordinate friends groups and volunteers to help manage
 - vi. Disc Golf Course
 - 1. Heavily used, all mowed
 - 2. Adjacent wooded areas need invasive removal/ habitat restoration
 - 3. Need a plan to address the invasives in this area as it supplies seed to invade other areas (spread by birds and other wildlife)
 - vii. Golf Course
 - 1. Needs a long-term maintenance plan to maintain the majestic oaks(and Hickory)
 - 2. Maintenance is currently done by Kress Center maintenance
 - a. Leaves placed along edges covers groundcovers and prevents regeneration
 - b. Mowing creates a disconnect from the arboretum
 - c. Herbicides get into the ponds
 - d. Management does not allow students to use golf course for experiments or restoration efforts (liability?)
 - viii. Getting a safe connection to the Redsmith neighborhood would be beneficial
 - 1. Schott property would be nice to expand arboretum at its thinnest point
 - ix. Nicolet crossing needs signage/flashing lights to make it safer
 - 1. People need to wait for traffic (people don't stop for pedestrians)
 - x. Succession/ loss of grassland areas across campus is reducing bird habitat (populations are declining)
- e. Conflicts/ Issues
 - i. Previous administration wanted a more open campus / visibility into campus from adjacent drives.
 - 1. Students revolted and opposed the proposal
 - 2. Mahon Woods Neighbors dump yard waste and use the edges of the arboretum, causing erosion

- 3. Need more direct communication with neighbors.
 - ii. Flooding has increased over the years
 - 1. Water is increasing from upstream, getting worse each year
 - 2. Water is rising to cross paths, creating accessibility issues
 - iii. Understaffed
 - 1. Looking to add another position to help with management
 - 2. Bobbie has 4 areas to manage on campus, currently struggle to keep up so cannot take on anymore areas
 - iv. Campus Visibility
 - 1. Campus wants to be more visible from 54/57 and Nicolet, but that would require removal of trees in the arboretum. Arboretum was enhanced to block sounds and sights of vehicles.
 - a. Chancellor wanted campus to be more visible, but students rejected it.
 - v. Bayshore Development?
 - 1. Some want the area to be better developed to support more uses
 - a. Arboretum committee wants to preserve the natural areas for habitat and lab uses (rare and important environs)
 - b. Discussions need to occur so there is an understanding by all of what is there, what is important/critical to preserve, and what can be 'enhanced' for use by all.
 - c. Kayak launch and place for pictures/picnics is desired, but water levels are variable and tend to flood the shoreline.
- 3. Richter Museum
 - a. In basement of MAC
 - b. Hidden Gem
 - i. Not well known amongst students
 - ii. Don't need to relocate just better communication so everyone knows about it.
 - c. Unknown resource
 - d. Small group tours
 - i. Scouts
- 4. Closing

These meeting minutes constitute the author's understanding of the issues discussed and the decisions reached. Please contact the undersigned with any additions, deletions or changes.

Prepared by

Jim Brown, AIA
Principal

Copied Attendees

EA File Name: Y:\2020 3139\203162 UWGB Campus Master Plan\1-Project Administration\7-Meetings\20A1M Meeting Minutes.Docx

MEETING NOTES | Focus Group Meeting Minutes

Division of Facilities Development and Management Project No. 20A1M
Engberg Anderson Project No. 203162

DATE & TIME November 3, 2020
LOCATION Electronic Teams Meeting
PURPOSE Focus Group Meeting – Council of Trustees
PRESENT

	Robert Hoffmann – DFDM Project Manager
	Thomas Bittner – UW System Administration
X	Paul Pinkston – UWGB Director Facilities Management and Planning
X	Jeffery Schulz – UWGB Campus Facilities Planner
X	Benjamin Joniaux – UWGB Chief of Staff
X	Christopher Howald
X	Craig Dickman
X	Paul Northway
X	Jim Brown – Engberg Anderson
X	Joe Huberty - Engberg Anderson
	Jared Vincent – Saiki Design

1. Introductions
2. Focus
 - a. UWGB – Business community connection
 - b. Dean Dornbush wants greater connection to business community
3. Paul Northway
 - a. Engineering school is an example of success
 - b. There is value in the on-campus experience.
 - c. Standalone business school needs to be impressive.
 - i. Could be new or a renovation
 - ii. Could / should it be downtown? Visibility
 1. On campus?
 - iii. Image of campus matters.
 - d. What can be done to bring the City to campus.
4. Christopher Howald
 - a. Notre Dame example of downtown Chicago exposure
 - i. Bought building but used only 1 floor and leased balance of space.
 1. Included classroom(s), breakout space, lounge, development offices.

- a. A few key classes.
 - ii. Potential naming rights, – help monetize school.
 - iii. Additional income stream (rents)
 - iv. Easy to get out of if it doesn't work
 - 1. Hard asset to sell
 - v. Connection to target demographics.
 - 1. Brings campus to people
 - vi. Synergies with local businesses.
 - vii. May not apply to UWGB.
 - viii. Tested model
 - 1. Downtown Philadelphia and San Francisco
- 5. Consensus
 - a. Downtown Location
 - i. Different views - What is best experience for each
 - 1. Entry level experience
 - a. Students don't like transit and are housed on campus.
 - 2. Upper class experience
 - 3. Post grad experience
 - b. What is the best utilization of funds?
 - i. Invest in a downtown building you don't own?
 - ii. Limit or increase availability to donor money
 - iii. Limited access to State money.
 - c. How long can you wait?
 - d. Wood Hall
 - i. Utilize after new health science building completed.
 - e. Downtown WPS space
 - i. Cost cutting move by WPS
 - ii. COVID related space utilization or paradigm shift to remote working?
 - 1. Future model will be hybrid (in-person and remote) as not everything will/can go remote.
 - f. Which downtown? Titledown?
 - i. Titledown in "competition" with downtown?
 - ii. Downtown is more diverse than titledown.
- 6. On-line education
 - a. Well suited for some people / classes.
 - b. Not as rich as on-campus learning
 - c. Not well suited for some learners.
- 7. Phoenix Innovation Park
 - a. Titledown is competition.
 - i. Landlocked in short order.
 - b. Good long term opportunity
 - i. Horizon beyond 5 years.
 - c. Parallel paths.
- 8. Why does UW Oshkosh have a billboard in downtown GB?
- 9. closing

These meeting minutes constitute the author's understanding of the issues discussed and the decisions reached. Please contact the undersigned with any additions, deletions or changes.

Prepared by

Jim Brown, AIA
Principal

Copied Attendees

EA File Name: Y:\2020 3139\203162 UWGB Campus Master Plan\1-Project Administration\7-Meetings\20A1M Meeting Minutes.Docx

MEETING NOTES | Focus Group Meeting Minutes

Division of Facilities Development and Management Project No. 20A1M

Engberg Anderson Project No. 203162

DATE & TIME October 27, 2020
 LOCATION Electronic Teams Meeting
 PURPOSE Focus Group Meeting – College of Science Engineering & Technology (CSET)
 PRESENT

X	Robert Hoffmann – DFDM Project Manager
X	Thomas Bittner – UW System Administration
X	Paul Pinkston – UWGB Director Facilities Management and Planning
X	Jeffery Schulz – UWGB Campus Facilities Planner
X	John Katers – UWGB Dean of Science Engineering & Technology
X	Amy Ibuaka – UWGB Dean Assistant
X	Amanda Nelson – UWGB Associate Dean
X	Michael Zorn – UWGB Associate Dean
X	Jim Brown – Engberg Anderson
	Joe Huberty - Engberg Anderson
X	Jared Vincent – Saiki Design

1. Introductions
2. CSET
 - a. Location: South side of campus, Environmental Sciences
 - b. Programs: Biology (natural and human), chemistry, science (water, computer), physics, engineering (electrical, environmental, mechanical)
 - c. Growth
 - i. Electrical engineering/tech/physics starting Spring 2022, Bio-medical in the near future
 - ii. Adding masters program in Cyber Security
 - iii. Mechanical engineering is growing enrollment from 0-150 in 2 years.
 - iv. Microbiology /nursing/health, and athletic training are growing
 - d. Physical Space
 - i. ES and IS were constructed in 1971.
 1. LS renovation in 2003
 2. ES has had previous HVAC renovation and 3rd floor renovation in 2015.
 - ii. Class lab requirements mean students need to be physically present on campus
 1. Exception is Psychology (largest major, could be 100% online)
 - iii. Office and research space is limited, will need more ASAP

1. Lab sciences 100% full
2. Microlabs and Physiology running out of space
3. Need additional space for students and staff
 - a. Likely to continue to grow
 - b. Cross major requirements mean as one major grows, others will need to increase capacity, and vis a versa
- iv. Rent STEM space, majority of 2nd floor, from Brown County
 1. 63,000 Square feet – 21,000 rented by UWGB.
 2. 4 shared classroom – 50%
 3. 8 offices located here
- v. Quad Space Labs
- vi. New Space
 1. Planned \$5.7M renovation of Instructional Services (former WPT space)
 2. Would like to connect electrical and mechanical engineering
 3. Have room to expand
 4. Need for water science lab.
- e. Access
 - i. Res Life: Indoor through concourse system
 - ii. Commuters: Lab Science Parking Lot, enter through Lab Sciences or STEM building
 - iii. Students will walk outside in good weather, but use concourse system in inclement weather
 - iv. Campus leadership enter through service drive to concourse system
3. Campus Connections
 - a. Impressions
 - i. First year students find campus confusing
 - ii. STEM building is the easiest to find
 - b. Parking
 - i. Students have been driving between housing and LS lot.
 1. Plates scanned in Housing are later scanned in Lab Sciences Lot
 2. Usually students who need to leave for work after class
 - ii. Conflicts/ Concerns
 1. Campus leadership, UW Police (all squads), and service vehicles for dumpsters and secondary loading areas use Service Drive to Instructional Services.
 - a. Able to access concourse, but otherwise this space is underutilized
 2. Cars drive too fast on inner loop road
 3. Proposed Phoenix Park Innovation Center will need to be organized
 - a. Utility corridor access and siting building will be difficult
 - b. How will people get to health sciences (car or foot)
 - i. Currently in Student Services
 - c. Will be important to consider if Health Care is moved.
 - d. Might have a health clinic that will need accessible visitor parking
4. Closing

These meeting minutes constitute the author's understanding of the issues discussed and the decisions reached. Please contact the undersigned with any additions, deletions or changes.

Prepared by

Jim Brown, AIA
Principal

Copied Attendees

EA File Name: Y:\2020 3139\203162 UWGB Campus Master Plan\1-Project Administration\7-Meetings\20A1M Meeting Minutes.Docx

MEETING NOTES | Focus Group Meeting Minutes

Division of Facilities Development and Management Project No. 20A1M

Engberg Anderson Project No. 203162

DATE & TIME October 29, 2020
 LOCATION Electronic Teams Meeting
 PURPOSE Focus Group Meeting – Enrollment Services
 PRESENT

	Robert Hoffmann – DFDM Project Manager
X	Thomas Bittner – UW System Administration
X	Paul Pinkston – UWGB Director Facilities Management and Planning
X	Jeffery Schulz – UWGB Campus Facilities Planner
X	Kristina Berg – UWGB Campus Visit Experience Coordinator
X	Michael Casbourne – UWGB Director Trio & Precollege Programs
X	Jennifer Jones – UWGB Assistant Vice Chancellor for Enrollment Services
X	Morgan Theobald – UWGB Enrollment Services Front Desk
X	Jennifer Van Beek – UWGB Office Manager
X	Daniel Vande Yacht – UWGB Registrar
X	Jim Brown – Engberg Anderson
X	Joe Huberty - Engberg Anderson
	Jared Vincent – Saiki Design

1. Introductions
2. Enrollment Services
 - a. Located in Student Services
 - i. Difficult to find.
 1. Residential students know where ES is / can find it.
 2. Commuter students do not know where ES is and can not find it.
 3. Public has a difficult time finding ES, too.
 - ii. Difficult to give directions.
 1. People always think they are going away from campus.
 - iii. Lacks identity / not user friendly.
 - iv. Campus entry?
 - v. Ease of finding is a huge hurdle.
 - vi. GPS helps to varying degrees.

- b. Parking
 - i. Closest parking is a handful of stalls by Circle Entrance (5-7 stalls).
 - 1. 15 minute parking is a problem.
 - 2. A lot of times it's full causing frustration.
 - ii. Weidner Center "real" parking.
 - 1. Path to Student Services isn't clear causing a lack of confidence in directions
 - 2. Quite a distance. Can not see entrance from parking.
 - 3. Phoenix painted on walkway.
 - iii. Dean of Students parking lot
 - 1. Accessible but path is then very convoluted.
 - iv. 15 minute parking adjacent to the union loading dock
 - v. Drop off / pick up of people or information is difficult.
 - vi. Reconsider daytime use of the Weidner lot
 - vii. Lots are not numbered or easily identifiable.
 - c. Paths
 - i. Varies by season
 - 1. Winter – via SA and tunnels system.
 - a. Students get inside as soon as possible.
 - 2. Summer – Via the front door.
 - d. Public reaction to campus
 - i. Not a draw in spite of beauty, facilities, programs
 - 1. Middle of nowhere
 - 2. Undefined edges
 - 3. Blah
 - ii. Unique offerings
 - 1. Waterfront
 - 2. Golf course
 - 3. Weidner Center.
3. Access / Identity
- a. Pride center, Campus Cupboard, IT
 - i. All located / hidden in other spaces.
 - b. Building ID on signage.
 - c. Instructional Services (SS, too) isn't accessible from the surface.
4. Potential solutions
- a. Welcome center
 - i. Include Admissions, Alumni
 - ii. In union
 - iii. Golf course
 - iv. Lambeau cottage
 - b. Welcome booth
 - c. UREC in Lambeau cottage or golf course
 - d. Think bold.
5. Potential Students
- a. Access is issue – Already intimidated by "college".
 - i. 40% of students are 1st generation college students.
 - ii. Working students
 - iii. Too many hurdles
6. Tours / first impressions
- a. Tours have to be organized around water buckets (leaks) and garbage in tunnels.
 - b. Should be organized to be visitor friendly – not staff friendly.
 - c. Student Services bathrooms (visitor use)
 - i. Small, ugly, broken
 - d. Need a sense of pride in spaces / campus.

- e. 3Ts (Trees, Toilet, Tunnels)
 - f. Competition
 - i. Many times students tour UWGB and St Norbert on the same day.
 - ii. Other System campuses – Oshkosh, UWEC, LaCrosse, Milwaukee
 - g. Student activity
 - i. Active areas of campus – Kress, Union, Housing, Phoenix Park.
 - ii. Quiet side is Student Services, Weidner Center.
 - 1. Feels like ghost town
 - h. Weidner not on tour
 - i. Usually locked.
 - i. Highlight assets
 - i. Exterior
 - 1. Shoe tree (although a 5 second tour stop), Trails, Phoenix sculpture
 - ii. Interior
 - 1. Union, Bookstore, Kress, Library 8th floor
 - iii.
 - j. Need a game changer!
7. Closing

These meeting minutes constitute the author's understanding of the issues discussed and the decisions reached. Please contact the undersigned with any additions, deletions or changes.

Prepared by


Jim Brown, AIA
Principal

Copied Attendees

EA File Name: Y:\2020 3139\203162 UWGB Campus Master Plan\1-Project Administration\7-Meetings\20A1M Meeting Minutes.Docx

MEETING NOTES | Focus Group Meeting Minutes

Division of Facilities Development and Management Project No. 20A1M
Engberg Anderson Project No. 203162

DATE & TIME October 27, 2020
LOCATION Electronic Teams Meeting
PURPOSE Focus Group Meeting – 
PRESENT

	Robert Hoffmann – DFDM Project Manager
X	Thomas Bittner – UW System Administration
X	Paul Pinkston – UWGB Director Facilities Management and Planning
X	Jeffery Schulz – UWGB Campus Facilities Planner
X	Ethan Harvey – UWGB Outdoor Adventure Recreation Coordinator
X	Tim Helein – UWGB Kress Facility Manager
X	Jeff Krueger - UWGB Kress Director of Operations
X	Alexandra Wandersee – UWGB Fitness Coordinator
X	Jim Brown – Engberg Anderson
X	Joe Huberty - Engberg Anderson
X	Jared Vincent – Saiki Design

1. Introductions
2. Intramurals
 - a. Participation by students
 - i. 110,000-120,000 student swipes at front desk/year
 - b. Total participation by campus
 - i. 140,000 swipes at front desk/year including students, faculty, staff and memberships
 - c. Hosted Events
 - i. Lambeau Leap
 - ii. Graduation
 - d. Lots of interior and exterior space
 - i. Fitness center is a shared space.
 - ii. Weight room is a shared space.
 1. Ideally athletics would have their own weight room
 - iii. Climbing area takes up a lot of space in the fitness center.
 - e. Activities
 - i. Outdoor
 1. Old soccer stadium

2. New soccer stadium took place of 2 softball fields
 3. Volleyball, bag toss, and firepit at Phoenix Park
 4. Badminton
 5. Golf Course
 - a. Declining interest
 - b. Old equipment and infrastructure (culverts, irrigation, club house)
 - c. Only 9 holes, most people want 18
 - i. Built in 1920's, campus built over 9 holes
 - d. No amenities - driving range
 - e. Worn greens/ grasses don't take well
 - f. Losing leadership/ revenue
 6. Tennis courts- mostly used by staff and faculty
 - a. Recently removed
 7. Turf areas- passive rec
 8. Frisbee Golf
 9. Basketball at Phoenix Park
 10. Winter
 - a. Snow shoeing
 - b. X country skiing
 - c. Trail hiking
 - d. Ice Skating- not enough interest to manage a rink
 - e. Outdoor center has men's and women's rentals (Nordic skis/ snowshoes)
- ii. Indoor
1. Share Kress Center with athletics
 - a. Sharing gym requires maintenance crew to divide space, costs money
 2. 4-5k/ week use the facility
 - a. Strength/ conditioning
 - b. Climbing
 - c. Aquatic Center (pool)
 - i. Locker rooms are dated and in need of renovation
 - d. Basketball
 - e. Table Tennis
 - f. Kickball
 - g. Turf gym
- f. Connection to Campus
- i. Access to Campus
 1. Ok to be somewhat separated
 2. Not connected to the concourse system
 - ii. Kress Access
 1. Typically north and south entrances are open
 - a. Covid: only North entrance open, all other doors swipe card only
- g. Conflicts/ Concerns
- i. Cross use with athletics
 1. Need a separate weight room and health center
 2. Storage space needed for events, athletics, and equipment
 - ii. Women's locker room doesn't function well
 1. Short shower head heights
 2. No private stalls
 - iii. Bleachers in East West rooms are not to code
 1. Cannot alter w/o updating
 - iv. Potential for hazardous materials requiring abatement for renovations
 - v. Turf gym is too small for indoor sports (12,000 SF), not wide enough for soccer
 1. Expansion is not ideal – can not rotate and expand.

- 2. No AC
 - 3. 28-foot clear dimension
 - vi. Sports medicine between locker rooms is underutilized
 - h. Wants
 - i. Racket ball courts
 - ii. Group fitness studio
 - iii. Wellness center (w/ Prevea Health / nutrition center)
 - iv. Storage
 - i. Office Space
 - i. Have room for maybe one lead student employee or professional employee
 - ii. Connected to control desk.
3. Closing

These meeting minutes constitute the author's understanding of the issues discussed and the decisions reached. Please contact the undersigned with any additions, deletions or changes.

Prepared by

Jim Brown, AIA

Principal

Copied Attendees

EA File Name: Y:\2020 3139\203162 UWGB Campus Master Plan\1-Project Administration\7-Meetings\20A1M Meeting Minutes.Docx



MEETING NOTES | Focus Group Meeting Minutes

Division of Facilities Development and Management Project No. 20A1M
 Engberg Anderson Project No. 203162

DATE & TIME October 27, 2020
 LOCATION Electronic Teams Meeting
 PURPOSE Focus Group Meeting – Information Technology
 PRESENT

	Robert Hoffmann – DFDM Project Manager
X	Thomas Bittner – UW System Administration
X	Paul Pinkston – UWGB Director Facilities Management and Planning
X	Jeffery Schulz – UWGB Campus Facilities Planner
X	Benjamin Ahearn – UWGB Network Specialist
X	Travis Albrecht – UWGB IT Security Officer / Network Administration
X	Paula Ganyard UWGB Assistant Vice Chancellor for Information Technology & Library
X	Patrick Goggins – UWGB Exchange Email Administrator
X	Fred Kennerherd – UWGB Lead Network Administrator
X	Ronald Kottnix – UWGB Client services Manager
X	Monika Pynaker – UWGB Manager Network services
X	Robert Lux - DFDM IT Technical Specialist
X	Jim Brown – Engberg Anderson
X	Joe Huberty - Engberg Anderson
	Jared Vincent – Saiki Design
X	Matthes Litchfield – Ayres Associates
X	Craig Schuh – Ayres Associates

1. Introductions
2. Overview
 - a. It is very centralized on campus.
 - i. No separate IT departments for various colleges or university entities.
 - b. Internet provider for Housing
 - c. Network connects back to IT
 - d. It is located in the lower levels of Instructional services and MAC hall
 - i. Plaza deck replacement project remedied the leak issues IT was experiencing.
 - ii. No work in IS data center – water experienced in one closet.
 - iii. IS is underground (flooding concern) but higher in elevation than MAC and Cofrin library

1. French drain is located under IS.
3. Data center
 - a. Larger than it needs to be (smaller servers).
 - b. Redundancy is almost 100% - continuing to work towards full redundancy.
 - c. DR site in Sheboygan.
 - d. Expecting added data load on system.
 - e. Expecting continued migration to wireless rather than wired connections.
 - i. Wired connections are not going away – will remain.
 - f. Need fire suppression system in data centers
 - i. Instructional Services is not sprinklered
 - ii. MAC has sprinklers
 4. Network cabling
 - a. Parts of network are still cat 5 wiring.
 - b. Most are cat 6 or 6a.
 - c. Facing questions of cat 6 or 7 in future projects.
 - d. Installing fiber to everything except facilities management.
 - i. Single-mode
 - ii. 2/3 is complete.
 - iii. Single-mode installation will solve a lot of issues.
 - e. Fiber backbone is from 1984 – old multi-mode fiber.
 - i. Fire alarm is on the old multi-mode system.
 1. 2023/25 budget includes \$6.16M to replace fire alarm system.
 5. Technology
 - a. Student provided technology vs campus provided technology
 - i. UWGB will collect data from peer institutions.
 - b. General access labs & specialty labs provide access to on-line and other resources.
 - i. Labs with equipment see heavier use – software – licensing needs.
 - c. Labs are heavily used for instruction.
 - i. Not moving towards providing laptops.
 - ii. Not expecting students to provide hardware to support high-end software.
 - d. Lecture capture software (recent effort)
 - i. Expand number of students “attending” session.
 - ii. Larger post COVID trend distant / remote vs on-campus learning.
 - iii. Likely to be a hybrid – unsure of balance.
 1. Faculty preferences are a big factor in driving balance.
 2. How to balance quality of live vs digital experience.
 - iv. Cost of access.
 - v. Audio will be big issue – students communicating between themselves.
 - e. Bandwidth is good.
 - i. Need more in building cabling to more terminal devices.
 1. Harder to support on wireless (audio, video, streaming)
 6. Learning spaces
 - a. Most classrooms have some sort of technology.
 - b. Labs generally have technology but it averages on minimal.
 - i. Usually wireless and nominal wired locations.
 - c. Active learning classroom in Wood Hall (room 442).
 - d. STEM building is shared operation with Brown County.
 7. Fiber
 - a. Comes into Cofrin and Instructional Services and then spreads from there.
 - b. Each data center is connected to each fiber optic path.
 - c. Some older fiber is run inside conduit.
 - d. Newer fiber is in tunnels
 - e. Always a case-by-case decision.

- f. Verify if “gifted” fiber is on campus.
 - i. UW River Falls running into lifespan issues from lesser quality fiber.
- 8. Campus support of IT
 - a. Eliminate all cat 3 cabling.
 - b. Remove abandoned copper cabling.
 - c. Open conduit and paths for new lines.
 - d. Keep conduit dry.
 - e. Eliminate fax machines.
 - i. Decreasing support for POTS lines
 - 1. Biggest issues will be the elevator phones.
- 9. Redundancy vs diversity of paths
 - a. Redundancy of service into campus.
 - b. Diversity of service throughout campus.
- 10. Other services coming into campus (library is fiber hub – MERIT and WISNET)
 - a. Hospital services
 - b. ATT, Onsite, WPR
 - c. Brown Co
- 11. Planning
 - a. Take advantage of infrastructure improvements.
 - b. 8 strand single-mode from res life.
 - c. Pull multiple strands vs what is currently called for to address future flexibility.
 - i. Terminate what is currently needed.
 - d. Looking to complete campus ring via res hall and fire alarm projects.
 - e. Ample connectivity to Athletics.
 - f. Bury fiber in HPDE pipe.
- 12. Other
 - a. Broadcast
 - b. Power associated with security – power and data for cameras and security.
 - i. Power is key
 - ii. Install subpanel for parking areas.
 - c. Exterior wireless coverage
 - i. Line of sight and distance issue.
- 13. Closing

These meeting minutes constitute the author's understanding of the issues discussed and the decisions reached. Please contact the undersigned with any additions, deletions or changes.

Prepared by

Jim Brown, AIA
Principal

Copied Attendees

EA File Name: Y:\2020 3139\203162 UWGB Campus Master Plan\1-Project Administration\7-Meetings\20A1M Meeting Minutes.Docx

MEETING NOTES | Focus Group Meeting Minutes

Division of Facilities Development and Management Project No. 20A1M

Engberg Anderson Project No. 203162

DATE & TIME October 20, 2020
 LOCATION Electronic Teams Meeting
 PURPOSE Focus Group Meeting – Police / Parking
 PRESENT

X	Robert Hoffmann – DFDM Project Manager
X	Thomas Bittner – UW System Administration
X	Paul Pinkston – UWGB Director Facilities Management and Planning
X	Jeffery Schulz – UWGB Campus Facilities Planner
X	Tony Decker – UWGB PD Administrative Sergeant
X	David Jones – UWGB director of Public Safety
X	Jim Brown – Engberg Anderson
	Joe Huberty - Engberg Anderson
X	Jared Vincent – Saiki Design

1. Introductions
2. Initial Thoughts/ Impressions
 - a. Buildings are dated/older
 - b. No major landmarks or wow features (would be helpful for navigating people)
 - c. First Priority
 - i. Something modern (new building/space) and a main entrance that actually functions and directs visitors to the right place.
 - d. Campus staff seem happy, good benefits and place to work. Some participate in golf league, but many want more than 9 holes.
3. Parking and Access
 - a. Circulation/ Roadways
 - i. No front porch or ‘doorstep’ - Usually use Cofrin Library as a landmark.
 - ii. Confusing entries- Bay Settlement vs Nicolet entrances.
 - iii. Navigating newcomers and emergency vehicles through campus is challenging
 - iv. Too many turns, lack of views
 - b. Traffic Flow
 - i. Commuters (Shufflers) typically park near Commons/Garden Café’ to enter concourse
 - ii. Res Life students enter through Union or drive to lots closer to class
 1. Students don’t want to go outside in inclement weather (majority of semester)

- c. Parking
 - i. Enough stalls throughout campus, but proximity to exterior doors is too far for many students
 - 1. Students resist parking in areas that 'appear' far away
 - ii. MAC and Kress Lots are very busy during the day
 - iii. Students will move car throughout the day (some need to leave for work)
 - iv. The north east entrance on Housing Lot is a sloped curve, concern about potential vehicle conflicts/ lack of visibility
 - v. Capacity
 - 1. Overall parking count hasn't changed for a long time,
 - a. Enough parking campus wide- some areas are busier than others because of proximity to doors/concourse
 - 2. Planned Parking Additions:
 - a. Might add parking for arboretum (spur on/of E Circle)
 - b. Might need visitor parking at Health Sciences/ Phoenix Innovation
 - d. Fees
 - i. Campus wide parking- only two lots are restricted to visitors (Union/ Kress Events South Lot)
 - ii. Fees are relatively affordable:
 - 1. Last adjustment 2018 Semester \$75/ Annual \$152
 - 2. Artificially low rates are attractive to students (and now expected)
 - iii. Rate increases typically happen every years, but not recently (COVID), by about \$6
 - 1. Fees are not adequate to cover costs of parking.
 - 2. Have tried larger rate increases, but students rejected
 - 3. Parking areas are aging and are very basic, so hard to charge more without improvement
 - 4. Once offered cheaper parking in outer lot, but only student exchanged permit for standard after a few days because it wasn't convenient.
 - e. Conflicts
 - i. Path crossing on Walter Way at Lenfesty Court (#1) is most problematic- located on a curve and not perpendicular to curb.
 - ii. University Campus Court and Leon Bond (#2) is very busy- people park at Kress and walk to MAC/Union.
 - iii. New STEM building pedestrians don't use crosswalks and walkways. Take shortest route.
 - iv. Leon Bond gets icy in winter. Police close the road in bad conditions.
 - v. No bike lanes.
4. Campus Security
- a. Problem Areas
 - i. Very little crime on campus, Light vandalism in the arboretum (chapel).
 - b. Building Access
 - i. Timing controlled entries to all buildings, no card access or door specific options
 - 1. No way to separately lock concourse from buildings
 - 2. Chancellor wants faculty to work during standard campus hours (safety and security)
 - a. Some faculty wanted to work late into the night/early morning when not many other people are around to monitor/help if needed.
 - c. Campus Police
 - i. Location in Instructional Services is remote, hard to find/get to, and not well marked.
 - 1. Visiting police/public cannot find the office
 - 2. Not enough visitor parking
 - 3. Structural Services Court is a dead end
 - a. All squad cars are parked here, so if the road is blocked the squads can't get out in an emergency.
 - 4. Would prefer to be located closer to Residence Life
 - a. The Facilities Building would be a preferred location for proximity to Res Life and road access to more of campus/
 - b. Bay Settlement Road is primary access for Fire response (Fire Station #5).

5. New unused space being remodeled to join two small spaces in single large space.
 - a. Space is adequate for now, not ideal
- ii. Monitoring/Policing
 1. Due to lack of physical exterior connections and distance, most officers drive around campus (all gear is in the squad or might need to get to other side of campus quickly)
- iii. Emergency Response
 1. Fire/ Rescue has a hard time navigating campus roads – it’s confusing.
 - a. Dispatch send directions, but drivers follow outdated maps
 2. Navigating to the correct exterior door and getting to the interior areas is hard to explain
 - a. Door labeling is misleading, responders can’t get from one space to another
 - b. Coming from Station #5.
- iv. Events
 1. Kress events create bottlenecks on Leon Bond, overflow goes to Lab Sciences
 2. High volume of traffic on S. Circle Rd (Kress address is Nicolet Rd)
 3. Interior campus roads can’t handle high volumes/inefficient- need to use outer loop for high volume needs.
 4. Crosswalks seem adequate for moving pedestrians.
5. Environmental Issues
 - a. Ash and Pine being selectively removed
 - b. Burns of natural areas create visibility issues on adjacent roadways in high winds. Needs to be better coordinated.
6. Closing

These meeting minutes constitute the author's understanding of the issues discussed and the decisions reached. Please contact the undersigned with any additions, deletions or changes.

Prepared by

Jim Brown, AIA
Principal

Copied Attendees

EA File Name: Y:\2020 3139\203162 UWGB Campus Master Plan\1-Project Administration\7-Meetings\20A1M Meeting Minutes.Docx

MEETING NOTES | Focus Group Meeting Minutes

Division of Facilities Development and Management Project No. 20A1M

Engberg Anderson Project No. 203162

DATE &
TIME October 28, 2020

LOCATION Electronic Teams Meeting

PURPOSE Focus Group Meeting – Provost

PRESENT

	Robert Hoffmann – DFDM Project Manager
X	Thomas Bittner – UW System Administration
X	Paul Pinkston – UWGB Director Facilities Management and Planning
X	Jeffery Schulz – UWGB Campus Facilities Planner
X	Liz Brinks – UWGB University Services
X	Kathleen Burns – UWGB Interim Provost & Vice Chancellor
X	Clifton Ganyard - UWGB Associate Provost
X	Kristin Kearns – UWGB Grants & Research Program Manager
X	Holly Keener – UWGB University Executive Staff Assistant
X	Ya-Ching Kuo – UWGB Graduate Assistant
X	Liz Langer – UWGB Graduate Student Status Examiner
X	Steven Meyer – UWGB Associate Professor
X	Mary Kate Ontaneda – UWGB Program Associate
X	Jill Siegmund – UWGB Financial Specialist
X	Samantha Surowiec – UWGB Data Reporting Specialist
X	Roger Wareham – UWGB Director of the Office of Grants and Research
X	Pang Yang – UWGB Student Service Coordinator
X	Pieter deHart – UWGB Associate Vice Chancellor for Graduate Studies
X	Jim Brown – Engberg Anderson
	Joe Huberty - Engberg Anderson
X	Jared Vincent – Saiki Design

1. Introductions
2. Provost Office
 - a. Mission:
 - i. Focusing on messaging and improving outreach to more local potential students

- ii. Support the whole student (childcare, families, working students, etc), less and less traditional students
 - iii. Service unit for faculty, staff, and students
 - b. Location
 - i. The office should be located where faculty feels comfortable to visit. Needs a welcoming place to gather that is not with the main administration.
 - ii. Grad studies are planned to move to a more visible location (away from the Provost Office), but hasn't happened
 - 1. Grad studies are currently located on in Cofrin on the 8th floor.
 - iii. Grants and Research is a service.
 - 1. Separate from faculty but should be close to the faculty.
 - iv. Cofrin Library Pre-Design Study should have proposed locations.
3. Campus and Academics
 - a. Growth
 - i. Growth projected with strengthening and added programs
 - ii. Past and current chancellors push for growth, but demographics are changing, and tech is creating more on-line growth (some of these students will never be on the physical campus).
 - iii. Growth will increase the number of people on campus, too
 - 1. Physical space will be required for faculty, staff, and technology
 - 2. Online capacity will need to grow
 - b. Outreach
 - i. Some Undergrad Programs reach out early to Graduate Programs
 - ii. Typically, only current graduate physically on campus visit the office
 - 1. Virtual presence does not lead to contact.
 - iii. Physical presence on campus lacking
 - 1. Nothing visibly significant, not in a high traffic area
 - 2. Not advertised so many undergrads are not aware of grad programs.
 - c. Eco-U
 - i. No longer perceived as part of the campus
 - ii. Environment hasn't been at the forefront for some time
 - iii. Leadership needs to push for better marketing, holding new project standards, etc
 - iv. Parking vs the environment.
4. Challenges/ Conflicts
 - a. Accessibility
 - i. Union to Housing is difficult by wheelchair.
 - ii. Many classrooms have inadequate doorways
 - iii. None of the Provost spaces are accessible.
 - 1. Offices lack turning room and accessible furnishings (desk heights)
 - iv. Gender neutral bathrooms are lacking
 - v. No lactation rooms
 - vi. MAC has great accessibility.
 - b. Current Needs
 - i. Support center for all students as a resource – access institution.
 - 1. Graduate outreach (need a better graduate identity on campus)
 - 2. Create a better grants and research presence
 - 3. Child care can be an issue for grad students (as well as faculty and staff).
 - ii. Experience
 - 1. Need to build experiences and socialization outside of classrooms
 - 2. Support robust experiences, rethink how campus supports everyone
 - 3. Interactive spaces are important on this campus
 - a. Needs to be obvious and intentional to get use
 - b. Currently no gathering space in grad studies or offices
 - c. Need a place for commuters who don't go to common areas

iii. Housing

1. Need options for families/ grad students on campus or just off campus
 - a. Supporting amenities like walkable routes, playgrounds, etc
 - b. Includes non-traditional students.
2. Planned 400 bed first year housing (State) and 250 sophomore housing (UVH) will create some surge space to create a new type of housing
 - a. Married RC's, family housing has different requirements than student

5. Closing

These meeting minutes constitute the author's understanding of the issues discussed and the decisions reached. Please contact the undersigned with any additions, deletions or changes.

Prepared by

Jim Brown, AIA
Principal

Copied Attendees

EA File Name: Y:\2020 3139\203162 UWGB Campus Master Plan\1-Project Administration\7-Meetings\20A1M Meeting Minutes.Docx

MEETING NOTES | Focus Group Meeting Minutes

Division of Facilities Development and Management Project No. 20A1M
Engberg Anderson Project No. 203162

DATE & TIME October 22, 2020
LOCATION Electronic Teams Meeting
PURPOSE Focus Group Meeting – Residence Life
PRESENT

X	Robert Hoffmann – DFDM Project Manager
X	Thomas Bittner – UW System Administration
X	Paul Pinkston – UWGB Director Facilities Management and Planning
X	Jeffery Schulz – UWGB Campus Facilities Planner
X	Gail Sims-Aubert – UWGB Assoc VC of Student Affairs
X	Julianne Crayton – UWGB Assistant Director for Operations
X	Virginia Englebert – UWGB Information Process Consultant
X	Daniel Karoliussen - UWGB
X	Nicole Kurth – UWGB Area Coordinator
X	Megan Loenard – UWGB Area Coordinator
X	Amy Mauk – UWGB Assignments Coordinator
X	MJ Miller – UWGB Area Coordinator
X	Jeffrey Willems – UWGB Area Coordinator
X	Jim Brown – Engberg Anderson
X	Joe Huberty - Engberg Anderson
X	Jared Vincent – Saiki Design

1. Introductions
2. Res Life Housing
 - a. Goals
 - i. Create a vibrant experience / community for housing residents
 1. Current spaces for engagement are lacking or not built for this function
 - a. Need larger spaces for gathering / engagement.
 2. Current smaller buildings have some value (easy to get to / know your neighbors) but lack critical density.
 - a. Higher density would help with community
 - b. On-Campus Housing
 - i. First Year- Shared Room (Traditional style)

1. Shared bedrooms, private bathrooms, meal plan.
2. About 900 incoming first year students/year.
 - a. Approx. 75% live in UW housing (700 students)
3. 64-69% retention rate
 - a. Higher rate compared to other campuses. Reflects campus being on island
 - b. Need to balance resident retention rate with available space for new incoming first year students
 - c. First year students can live anywhere, but the apt options are usually filled by upper classman
 - d. Res Life prefers first year students live in first year housing to get introduced to campus and have a roommate. Small rooms encourage students to get out of rooms and meet other people.
4. 12-month contracts are offered so students can stay on campus, don't need to move.
 - a. People like the amenities that campus offers.
- ii. Second Year (Shared Room Apt) and Third Year (Private Room Apt)
 1. Apartments have kitchens and don't require a meal plan.
 2. Students reach a point where they have a group of friends that want an off-campus experience and rent a place together.
 3. Not many UWGB students are from Green Bay, so many living off-campus are not living with family.
- c. Off-Campus Housing
 - i. Residential neighborhoods adjacent to campus don't offer much student housing. (low density single family)
 - ii. Some nearby apartments are geared towards students but aren't that desirable.
- d. Benefits of On-Campus Res Life
 - i. 1000 student employees on campus.
 - ii. Convenient to work, live, and study all on campus
- e. Indoor Socializing/ Spaces
 - i. Students use lounges, basketball court, and tables for socializing.
 - ii. Existing housing lounges are small and in the basement, not accessible or functional.
 1. Students are not as amenity territorial as other campuses.
 - iii. Library and Union are preferred hang-out spaces until they close (11pm)
 1. Union is seen as housing's living room and academic entry point for on-campus students.
 - a. Union lacks larger gathering spots.
 2. Union gaming/ping-pong are popular
 3. Students would like to stay later, but security can't close off other areas. Securing buildings is all or nothing.
 4. Some campus buildings are open later than the union.
 - iv. Weather is an issue.
 1. No tunnels between campus buildings and housing.
 2. Cold/inclement weather limits the number of students that go outside
 - v. Access
 1. Key Card access to individual buildings only, so students can't easily go between buildings.
- f. Outdoor Spaces
 - i. People love the natural open space
 - ii. Students are not out using outdoor spaces much (weather)
 - iii. Arboretum trails get used regularly
 - iv. Frisbee and Spike ball are popular
 - v. Passive rec (football)
 - vi. Hammocking is popular (use few trees), could use more trees or posts
- g. Favorite Places/Activities
 - i. Kress Center is popular.
 1. Need better connection between housing and Kress.

- ii. Intramurals are popular (no records of how many participating students live in housing)
 1. Soccer and basketball (Homecoming- not as popular as a typical football homecoming)
 2. GB Nights (Friday night event)
 - iii. Athletic contest attendance is not very strong.
 - iv. Arboretum
 - v. Union
 - h. Traditions/ Events
 - i. Traditions are short lived (4-5 years). Students don't always pass on an event to new students. If a year is missed, the event can get dropped. Some events become a problem over time from too much drinking/ vandalism (Bayfest).
 - ii. Campus is relatively young, no historic or long lasting traditions
 - iii. Campus wide or community events are most popular
 1. Shoe Tree (first tree fell in storm, second tree by Mauthe Center)
 2. Color-Run (student volunteer to throw colors, not many run)
 3. Women's basketball
 4. Tis the Season/ Jingle Run
 5. Bayfest (no longer happening)- paired with Parent/Alumni weekend (more people)
 6. End of Year Celebration
 7. Art street.
 - i. Food and Dining
 - i. Half of Union food is delivered to housing
 - ii. Not many options near campus - kids would like an option for late night eats after Union closes.
 - iii. Many local businesses deliver to campus.
 - j. Laundry
 - i. Laundry is in the basement level of each building
 - k. Rates
 - i. First Year: Cheapest rate but also need to maintain a meal plan
 - ii. Second-Fourth Year: Options depend on how many rooms/beds there are (Private/Shared)
 - iii. Lots of environments = lots of rates but not much differences between high and low.
 - l. Connections/ Navigation
 - i. Currently use turf paths/shortest route. Students don't follow walks unless in bad weather.
 - ii. On-road walkways are only on one side, so students can't safely go both directions
 - iii. Newest housing buildings are closer to Union, improving connection to academic campus
 - iv. Wayfinding
 1. Commuters know the exterior walk routes/ entries better.
 2. Most housing students enter concourse through Union
 3. Colored lines on the floor of buildings used to indicate nearest parking lot (identified by colors), but not used anymore.
 - m. Leadership
 - i. RA/RC's oversee a group of buildings
 - ii. Front desk / mail is located in the Residence Life building
- 3. Impressions
 - a. Some come because it is away from the City center, like the quiet and scenery.
 - i. Many students find it an easy transition from small communities
 - ii. Like to see the night sky, but would like more low-level lighting for safety
 - b. Campus is very confusing to navigate at first
 - i. Latest signage updates have improved wayfinding
 - c. Conflicts
 - i. Low traffic so students walk everywhere, don't follow pathways
 - ii. Some drive to Wood Hall from housing (work after class)
 - iii. Many students don't feel safe on winding roads (bad weather/conditions/ dark)
 - iv. Traffic from Kress Events create a back log- people drive alternate routes to avoid jams.
 - v. Parking

1. Last two housing projects did not include additional parking for north housing, so 2/3 of Studio Arts lot gets used for housing parking (approx. 300 stalls).
 2. Students want better, closer parking
 3. Parking will be addressed with new res hall.
4. Improvements
- a. Lounge/Gathering Space
 - i. A space in each building large enough for student groups can gather.
 - b. Central gathering space
 - i. A space for all students to gather should be centrally located for all students to gather
 - ii. Lounges in a residence building would seem open to those who don't live in the building
 1. UWGB is set up to have students live in different housing options year to year, so there is no strong tie to one building.
 - iii. A space/café that could serve as a gathering space and small conference center would be most beneficially for hosting speakers for summer camps. Year around use.
 - iv. Funding?
 1. Hard to spend money on non-revenue generating space
 - c. Outdoor Spaces
 - i. Desire for outdoor spaces are high, but weather limits the amount of time it's usable.
 - ii. Could be used for studying and socializing as well as passive recreation.
 - iii. Students want a campus/ res life experience similar to other schools, even if it can't be used all the time. Students at least want to see it and know it's there.
 - iv. New space needs to be tied to student center or dorm for programming/ centrally accessed
5. Sustainability
- a. Former students know GB as Eco-U (early 2000's), not so well known now
 - i. There were housing events, strategies, and initiatives for recycling, turning off lights, etc.
 - ii. Campus assumed to be green because of natural setting, but no longer a leader in green.
 - b. Sustainability is now mainstream and not cutting edge (cool) and expected by new students
 - c. New Ideas
 - i. Can composting be better incorporated?
 - ii. Mauthe Center has compost bins, but aren't easily accessible or used
 - d. It is not advertised but routine activities are much more sustainable.
 - i. Campus initiated fewer mowings and has saved significant fuel
 - ii. Some leadership wants a cleaner, business campus look/ others support the natural look
6. Wrap-up
- a. UWGB is known to be a unique campus
 - b. Going forward, UWGB will need to compete with other universities by adding similar amenities
 - i. Important to maintain identity but incorporate the desired amenities
 - ii. The competition: UW-Oshkosh, UW- Steven's Point
7. Closing

These meeting minutes constitute the author's understanding of the issues discussed and the decisions reached. Please contact the undersigned with any additions, deletions or changes.

Prepared by

Jim Brown, AIA
Principal

Copied Attendees

EA File Name: Y:\2020 3139\203162 UWGB Campus Master Plan\1-Project Administration\7-Meetings\20A1M Meeting Minutes.Docx

MEETING NOTES | Focus Group Meeting Minutes

Division of Facilities Development and Management Project No. 20A1M

Engberg Anderson Project No. 203162

DATE & TIME October 28, 2020
 LOCATION Electronic Teams Meeting
 PURPOSE Focus Group Meeting – Student Affairs
 PRESENT

	Robert Hoffmann – DFDM Project Manager
X	Thomas Bittner – UW System Administration
X	Paul Pinkston – UWGB Director Facilities Management and Planning
X	Jeffery Schulz – UWGB Campus Facilities Planner
X	Stacie Christian – Director of Inclusivity Excel & Pride Center
X	Amy Henniges – UWGB Counseling & Health Director
X	Cory King – UWGB Vice Chancellor University Inclusivity & Student Affairs
X	Jeffrey Krueger– UWGB Director of Operations Kress Center
X	Mai Lo Lee – UWGB Diversity Director
X	Lynn Niemi – UWGB Director Disability Services
X	Mark Olkowski – UWGB Dean of Students
X	Gail Sims-Aubert UWGB Assistant Vice Chancellor for Student Affairs
X	Matthew Suwalski – UWGB Director of the University Union
X	Jim Brown – Engberg Anderson
	Joe Huberty - Engberg Anderson
X	Jared Vincent – Saiki Design

1. Introductions
2. Campus
 - a. Department Location
 - i. Currently in the Union
 - ii. Student affairs needs to be closer to other departments
 1. Central desk
 2. Accessible routes
 3. Pride center
 - b. Needs/ Challenges
 - i. Physical lighting and accessibility- building lighting and mapping is hard to read by the visually impaired

- ii. General pedestrian lighting
 - 1. Union to Housing
 - 2. Studio Arts to Blue Lot (lights flicker)
 - 3. Wood Hall is dark, trees block light
- iii. Accessibility: Pedestrian
 - 1. MAC Hall and Kress walk connection is slippery in winter
 - 2. Long walking routes do not have adequate intermediate seating areas, those with mobility issues need to rest – disability rest stops.
 - 3. Trending to be less students in wheel-chairs on campus
 - a. Doorways are not wide enough or have tight corners to navigate
 - b. Fire access doorways are hard to open (union and MAC)
 - 4. Currently 350 students with disabilities (primarily mental conditions), approximately half of these students live on campus
 - 5. Concourse is helpful for those with disabilities for getting around
 - 6. First year students are advised about which pavements are walks and which are roads. New students mistakenly drive on fire access lanes or service drives
 - 7. Walkway to Student Affairs is sloped, not accessible
- iv. Accessibility: Vehicular
 - 1. School buses have difficulty navigating/turning around in front of the Union (by MAC)
 - a. This is a fire lane, but 1-2 buses use it as a turn around after dropping off
 - 2. Wildlife crossing roads
 - 3. Roadways can be icy
 - 4. Public Transit
 - a. Many Pride students use the bus for work, appointments, and errands (don't have a license)
 - b. The bus routes aren't easily accessible (only one on Main Drive) and students have to go up or down stairs/slopes to get there (routes can be icy)
 - i. Students would prefer the stop to be at the Union/MAC entrance
 - ii. New library will fix many of the accessibility issues
 - c. Bus route times don't match the mall/retail hours
 - d. Campus should look at how many bus passes are issued/ semester and rides taken/ semester
 - e. Bus usage is light – not a lot of riders. This has impacted routes and frequency.
- v. Testing Centers
 - 1. Online classes don't have a proctoring center on campus
 - 2. Students need to find their own place.
- vi. Site Amenities
 - 1. No signage to announce entries/ Union
 - 2. Shade
 - a. instructional Services plaza is bright, not sure what to do with it
 - i. Planning to add flag poles/ pride display here
 - ii. Formerly used for graduation
 - iii. Very little programming
 - 3. The Quad
 - a. Hilly terrain
 - b. Students enjoy soft space with hammocks and grass
 - c. Used for camps and yoga
 - d. Tried to use for events, but faculty adjacent complained about PA noise
 - e. Hard to access from any other place (access through other buildings)
 - 4. Phoenix Park
 - a. Used primarily by Residential students due to proximity.
 - b. Used for small gatherings
 - c. Passive recreation (volleyball, Frisbee, football)

- 5. Frisbee Golf
 - a. Not clearly mapped/ marked
 - b. Used by both community and students
 - c. Students ask Student Affairs for map
- 6. Arboretum
 - a. Love it.
 - b. Viking House, chapel, and ponds are popular but hard to get to
 - c. Not easily accessible for those with disabilities
 - d. Community use.
- 7. Union
 - a. Students spend time out of class at the union, even non-traditional students with families
 - b. Union is resident entry into the concourse system.
 - c. Union is seen as the heart of campus.
 - d. Campus cupboard moved.
 - i. Many liked it in the union.
- c. Student Diversity
 - i. Muslim students do not have space to pray (needs to be separated by gender and need water)
 - ii. Bathrooms are not addressing all student needs
 - 1. Gender inclusive/ non-binary bathrooms are needed- supports use by all religions
 - 2. European style with water in every stall would be good
- d. Student Input
 - i. Students are doing it from their phones, don't save it to a computer, so filling it out and send it back is not likely.
 - ii. Too many steps to getting it back (save, fill out, email)
 - 1. Will let students know they don't have to fill out, can just send an email with info
- 3. Closing

These meeting minutes constitute the author's understanding of the issues discussed and the decisions reached. Please contact the undersigned with any additions, deletions or changes.

Prepared by

Jim Brown, AIA
Principal

Copied Attendees

EA File Name: Y:\2020 3139\203162 UWGB Campus Master Plan\1-Project Administration\7-Meetings\20A1M Meeting Minutes.Docx

MEETING NOTES | Focus Group Meeting Minutes

Division of Facilities Development and Management Project No. 20A1M

Engberg Anderson Project No. 203162

DATE & TIME October 28, 2020
 LOCATION Electronic Teams Meeting
 PURPOSE Focus Group Meeting – Sustainability
 PRESENT

	Robert Hoffmann – DFDM Project Manager
X	Thomas Pittner – UW System Administration
X	Paul Pinkston – UWGB Director Facilities Management and Planning
	Jeffery Schulz – UWGB Campus Facilities Planner
X	Patricia Albers – UWGB Senior [Redacted]
X	Erik Aleson – UWGB Associate Director of Facilities Management
X	Eric Amenson – UWGB Electronics Technician
X	John Arndt – UWGB Director of Embsi
X	Vallari Chandna – UWGB Associate Professor
X	Julianne Croxton – UWGB Assistant Director Residence Life Operations
X	Susan Grant Robinson – UWGB Cabinet Liaison – Internal Affairs
X	David Helton – UWGB Associate [Redacted]
X	Holly Keener – UWGB University Executive Staff Assistant
X	Carly Kibbe – UWGB Assistant Professor
X	Michael Shaw – UWGB Marketing Content Writer
X	Matthew Szwedki – UWGB Director of the University Union
X	David Veelker – UWGB Professor
X	Christopher Williams – UWGB Assistant Professor
X	Georgianne Wilson Deenges – UWGB Professor
X	Jim Brown – Engberg Anderson
X	Joe Huberty – Engberg Anderson
X	Jared Vincent – Seals Design
X	Craig Schuh – Ayres Associates
X	Mathew Litchfield – Ayres Associates

1. Introductions
2. The Committee
 - a. Mission: Advisory group to the Chancellor, supported by the cabinet
 - b. Focus: STARS Sustainability Report comparing UWGB to other universities in the US
 - i. Currently ranking Silver
 1. This is a low rating
 - c. People: Faculty, Staff, and Others with on/off student representation
 - i. At a minimum will have a student intern
 - d. Initiatives
 - i. Union ~~campus~~ recently installed
 1. Student fee funded.
 - ii. Funding available from the Chancellor, no projects identified yet
 - iii. Virtual 'Green' Tour of campus
 - iv. Native Planting
 - v. ~~Photovoltaic~~ on MAC Hall
 - vi. Considering 'Sustainable Tenants' that should be incorporated into all new projects
 1. Native plantings and no mow ~~landscaping~~ etc
 - e. Metrics
 - i. Starting to develop metrics (STAR report is measurable)
 - ii. Physical environment + Living, Eating, and Curriculum
 - iii. Surveying of students
 1. Increase knowledge
 2. Net increase after graduation
3. Campus
 - a. Perceptions
 - i. The natural aesthetic of the campus makes it seem 'sustainable already.'
 - ii. Campus is designed to look out at nature, but no easily accessible, shaded, or sheltered places.
 1. Complaints about the 'Quad' not being accessible. Feels like a zoo exhibit
 2. New ~~Cafeteria~~ building is 5 stories and moved to the north to allow better access
 - iii. Previous Chancellor expected mowing areas expanded to appear more groomed.
 1. This look didn't really fit the campus
 2. Lost many native plantings
 - iv. Neil DiBella is a well-known ecologist/prairie ~~restoration~~ and a UWGB alumnus
 - b. Classes?
 - i. Incorporated into Curriculum
 1. Students are required to complete a minimum number of gen. ed courses.
 - ii. Lots of options for courses
 - c. Green Features
 - i. MAC Hall- Gateway to the Arboretum pathway to connect MAC to Arboretum
 - ii. The quad
 1. Look into the quad as an exhibit.
 - iii. Arboretum- Roadways limit it to the edges of the campus, should permeate into campus more.
 1. ~~Signage~~ mostly warnings about what is not allowed, no environmental info or what is offered ~~Signage~~ needs to be more cohesive (a unified ~~signage~~ package)
 - d. Conflicts
 - i. Bike-ability
 1. Outer loop is not safe to walk or bike on, other routes are long
 2. Need a connection to ~~Nickel~~ Drive
4. Master Plan
 - a. Need to address the human component of campus and adapt to change
5. Closing

These meeting minutes constitute the author's understanding of the issues discussed and the decisions reached. Please contact the undersigned with any additions, deletions or changes.

Prepared by

Jim Brown, AIA
Principal

Copied Attendees

EA File Name: Y:\2020 3139\203162 UWGB Campus Master Plan\1-Project Administration\7-Meetings\20A1M Meeting Minutes [REDACTED]

MEETING NOTES | Focus Group Meeting Minutes

Division of Facilities Development and Management Project No. 20A1M

Engberg Anderson Project No. 203162

DATE &
TIME October 20, 2020
LOCATION Electronic Teams Meeting
PURPOSE Focus Group Meeting – Union
PRESENT

X	Robert Hoffmann – DFDM Project Manager
X	Thomas Bittner – UW System Administration
X	Paul Pinkston – UWGB Director Facilities Management and Planning
X	Jeffery Schulz – UWGB Campus Facilities Planner
X	Adam Novotny – UWGB Program Coordinator
X	Tammy Olp – UWGB Assist Dir Business Operation
X	Grant Winslow – UWGB Assoc Dir Business Operation
X	Matthew Suwalski – UWGB Director of the University Union
X	Jim Brown – Engberg Anderson
	Joe Huberty - Engberg Anderson
X	Alexandra Ramsey – Engberg Anderson
X	Jared Vincent – Saiki Design

1. Introductions
2. Initial Impressions of Campus
 - a. Park-like campus, plenty of space to build without tearing buildings down first. Best is System.
 - b. Architecture is older and a mix of styles- not cohesive
 - c. Concourse is appreciated by students
 - d. Arboretum and remoteness offer something other campuses don't
 - e. Wayfinding is very difficult for new students and visitors
 - i. Need better function within the natural beauty.
 - ii. Campus feels spacious and bigger than it seems.
 - iii. Don't know where the front door is, too many side entrances.
3. Events
 - a. Combined events with City of Green Bay
 - i. Color Run (up to 7k participants), students volunteer to help. Participants in awe of campus.
 - ii. Arboretum use
 - iii. Kress Center events
 - iv. Weidner Center

4. Connection to City of Green Bay (has changed for the better in last 20 years).
 - a. Town and Gown issue- not much to bring alumni back/ too far from anything else
 - b. Many students are from out of the area, so they don't come back.
 - c. No physical connection to City of Green Bay.
 - i. Need a bike path on Nicolet to complete connection (just widen it).
 - ii. Bike lane and sidewalk on Bay Settlement is secondary connection
 - iii. Utility company wanted to run gas line upgrade through campus (shorter route), but didn't want to compromise on putting in a bike path. (Cost, winter maintenance.
 - d. City changed Nicolet to 4 lane because of Weidner Center traffic
 - e. City growth is happening closer to downtown, not towards campus
 - i. Highways are a barrier. No commercial development.
5. Campus Landmarks
 - a. Monuments/ Photo ops: Shoe Tree, Mural at Main Entry, Phoenix Sculpture
 - b. Buildings: Union, Kress Center, Weidner Center
6. Traditions
 - a. Not a lot of traditions (shoe tree?)
 - b. Most students have worked in the Union, so it's a place to come back to.
7. Favorite Places
 - a. Coffee House
 - i. Very vibrant / busy – cross roads. Easy to get to.
 - ii. Space to meet, in a good location, and connected to other buildings.
 - iii. Faculty and staff (10%) and students (90%) – commuters go to library.
 - iv. Easy access from Res Life
 - v. Lots of windows compared to other areas on campus
 - b. Arboretum
 - i. Trails are popular for students, staff, and public
 - ii. Good for looking back at campus
 - c. Quad is underutilized space
 - i. Hard to get to
 - ii. Difficult to get equipment in and out of quad.
 - d. Garden Café'
 - i. Main entrance for many commuter students
 - e. Food Service
 - i. Only place on campus to get food (other than Garden Café).
 - f. Phoenix Park
 - i. Volleyball and fire pit get used
 - ii. Good to add other amenities: Ping Pong, Band Area, Table and Chairs
 1. Union staff and techs can support events to an extent.
 2. Equipment, tables and chairs
 - g. Weather
 - i. Pandemic pushes people out of the concourse and interior spaces
 - ii. Need more seating areas
8. Problem Areas
 - a. Exterior entry by Wood Hall/ Rose Hall lacks signage so it is confusing to find
 - b. Concourse is nice but it looks dated and creates a disconnect with the exterior
 - i. Enclosed space, not spacious, hard to update
 - ii. Ambassadors give tours through concourse, so students first impression is by concourse only.
 - c. Ballroom
 - i. Not ideally located and poorly shaped (too large for small events, people think nothing is happening).
 - ii. Could be better utilized and visible (no windows to let people know what is going on inside.
 - d. Views to the outside
 - i. Concourse and Union don't have enough visual connection to the outside.

- ii. Disconnect from Campus, hard for wayfinding
 - e. Areas to Avoid
 - i. No areas to avoid, but the Instructional Services plaza is underutilized. A skate park.
- 9. Navigation
 - a. The union is conveniently located near other buildings
 - b. Vendors, bands, etc get lost trying to find the loading area
 - i. Physical address leads people to Main Entrance but loading docks are on the opposite side of building. GPS coordinates help.
 - c. Take for granted how close everything is. A 5 min walk.
 - d. Over time students get oriented but first impression is it's big and windy.
 - e. Need a common vernacular to guide people around. "Where do they start."
- 10. Improvements
 - a. Windows are needed strengthen inside and outside connections
 - b. Campus Quad is not accessible- needs to be better utilized
 - i. Add outside dining (small and large spaces)
 - ii. Note: Relocating library building for access and views to Quad and campus- Cofrin Library currently in Pre-Design Study.
 - c. WiFi access points
 - i. COVID response added 12 hotspots outside of buildings
 - ii. Athletics Fields, Housing, and Union
- 11. Facilities
 - a. Links to the exterior
 - i. Res Life uses the Union as the main entry to concourse system/ Commuters use Rosewood Café.
 - 1. Once inside the Union/Concourse, students don't want to go back outside.
 - 2. Commuters come from other buildings and come to Union for food/socialization.
 - ii. Need an overall approach to connect the Union to other buildings and the grounds
 - iii. Students will use chairs and hammocks outside
 - iv. Patio/outdoor dining space gets occasional use now, would likely get more use if better programmed/supported. Needs to be convenient from interior spaces/food options.
 - v. Roof garden above Student Services needs better access.
 - vi. Quad access/emergency access is too limited right now to use.
 - b. Traffic Flow/ Circulation
 - i. Loading dock location and layout needs to be addressed.
 - ii. Difficult to direct commercial deliveries to loading dock.
 - iii. Students prefer the concourse system to exterior walkways
- 12. Sustainability
 - a. Composting
 - i. New composter installed recently in loading dock
 - ii. For commercial food production waste only (needs to be specifically managed)
 - b. Could use more thought.
- 13. Closing

These meeting minutes constitute the author's understanding of the issues discussed and the decisions reached. Please contact the undersigned with any additions, deletions or changes.

Prepared by

Jim Brown, AIA
Principal

Copied Attendees

EA File Name: Y:\2020 3139\203162 UWGB Campus Master Plan\1-Project Administration\7-Meetings\20A1M Meeting Minutes.Docx

MEETING NOTES | Focus Group Meeting Minutes

Division of Facilities Development and Management Project No. 20A1M
Engberg Anderson Project No. 203162

DATE & TIME October 21, 2020
LOCATION Electronic Teams Meeting
PURPOSE Focus Group Meeting – Weidner Center
PRESENT

X	Robert Hoffmann – DFDM Project Manager
X	Thomas Bittner – UW System Administration
X	Paul Pinkston – UWGB Director Facilities Management and Planning
X	Jeffery Schulz – UWGB Campus Facilities Planner
X	Kelli Strickland – UWGB Executive & Artistic Director Weidner Center
X	Brock Neverman – UWGB General Manager
X	Jim Brown – Engberg Anderson
	Joe Huberty - Engberg Anderson
X	Jared Vincent – Saiki Design

1. Introductions
2. Weidner Center
 - a. The Center
 - i. Performance center for everything from recitals to big Broadway shows. (school buses to 20 semis)
 - ii. 180-200k visitors per year, 15-20% are school groups (expected to increase)
 - b. Mission
 - i. Old: Delight, Educate, Inspire
 - ii. New: Interact with creative work on campus and expand to the community
 1. Creative work, cultural work, and student engagement
 - iii. Connect education to the arts
 1. Amplify local artists
 2. Collaborate with faculty and regional artists
 - c. Connection to Campus
 - i. Not considered/perceived as part of campus by many due.
 - ii. Not linked by the concourse system (although 60' from union, students resist going outside)
 - iii. Lack of interior connections creates issues for students getting there and moving equipment
 1. Instruments are transported under canopies or by truck

- d. Engagement
 - i. Students didn't use to be a part of the operations or care of the center
 - ii. Students are now more engaged for programs and student attendance has increased 10x.
 - e. Parking/Access
 - i. Visitor parking/entrance is easy access from Nicolet off Main Entrance Drive
 - ii. Commercial deliveries/semi's need adequate space for turning
 - iii. Need more queuing space for bus drop-offs
 - iv. Multiple parking lots. All get filled for large events
 - 1. One is for valet parking
 - 2. Some patrons leave early to avoid congestion getting off campus
 - 3. Traffic gets very congested especially if overlapped with Kress Events
 - v. Lots are full during the week with commuter students and faculty parking
 - vi. Note: lots are scheduled to be resurfaced and striped in the next 2-3 years
 - f. COVID: currently used as surge space for classrooms
 - g. Young visitors to campus (potential UWGB students).
 - i. Solo & Ensemble is the first visit to campus for many young people.
 - ii. Summer music camps, too.
3. Overall Campus
- a. First Impressions
 - i. Love the natural beauty but still get lost.
 - ii. Buildings are all unique, bigger buildings are helpful for navigating outside
 - b. Favorite Places
 - i. Grand Foyer in Weidner.
 - ii. Shady areas by Theatre Hall
 - iii. Arboretum
 - iv. Kress Center
 - v. MAC Hall- used by faculty as a meeting place- nicest areas inside building/modern
 - c. Heart of Campus?
 - i. Library
 - ii. Union- main level
 - d. Doorstep?
 - i. Theatre/Music Hall and Weidner Center are most visible at Main Entrance Drive
 - 1. Even those these are all located together, nothing visibly says "you've arrived to the arts center of campus".
 - e. Relationship to City of Green Bay
 - i. Community is aware of the Weidner Center, but it is considered "out there" on the far east side
 - ii. Millennials and Gen-X students are more interested in having a 'downtown' venue/experience with options for dining/ after events vs. a single destination.
 - iii. Does not compete but compliments the Meyer Theatre in GB.
 - f. Transit
 - i. City bus used to take Theatre Drive, now only takes Main Entrance Drive in/out
 - ii. Theatre Drive used as an emergency access route
 - g. Sustainability
 - i. Hard to see- energy efficiency updates/lights/
 - ii. Could use more HVAC controls
 - iii. Could use more thought for ways to contribute to sustainability
4. Looking Ahead
- a. Growth
 - i. Historically 100 student tickets sold (2016/2017), now over 1,000 tickets (2019) and projecting up to 2,000.

b. Needs

- i. Physical and visual connection to campus
 1. Stronger physical connection to the performance lobby spaces of the building.
 - a. Routing students/faculty through the lobby and into a tunnel/overhead connection to Union would be a great exposure for the Center.
 2. Connection to Theatre/Music/ Studio Arts would be great to encourage student connection to Center, especially in inclement weather
 3. Consider impacts to Theatre Drive- need an option for backside drop-off, Buses, deliveries, and future bus routes
- ii. Smaller venue for a bigger variety of events/ solo-ensemble groups, etc (not the recital hall)
 1. Would like an outdoor space to take advantage of good weather
 2. Space for up to 500 people (seated) with audio/lighting equipment
 3. Best if connected to Weidner Center for accessing and managing

5. Closing

These meeting minutes constitute the author's understanding of the issues discussed and the decisions reached. Please contact the undersigned with any additions, deletions or changes.

Prepared by

Jim Brown, AIA

Principal

Copied Attendees

EA File Name: Y:\2020 3139\203162 UWGB Campus Master Plan\1-Project Administration\7-Meetings\20A1M Meeting Minutes.Docx



UNIVERSITY of WISCONSIN
GREEN BAY

UW-GREEN BAY CAMPUS SPACE ASSESSMENT



DFD Project No. 21C1U

Engberg Anderson Project No. 203162

July 28, 2022

This page is intentionally left blank.

Acknowledgements

State of Wisconsin – Department of Administration Division of Facilities Development

Project Manager
Robert L. Hoffmann, AIA

University of Wisconsin System Administration

Capital Planning Assistant Director
Thomas J. Bittner

University of Wisconsin – Green Bay

Chancellor
Michael Alexander

Director of Facilities Planning and Management
Paul Pinkston

Facilities Architect
Jeffery W. Schulz, AIA

Provost and Vice Chancellor for Academic Affairs
Kathleen Burns

Dean of the College of Arts, Humanities and Social Sciences
Charles Rybak

Dean of College of Science and Technology
John Katers

Dean of Austin E. Cofrin School of Business
Matthew Dornbush

Dean of College of Health, Education and Social Welfare
Susan Gallagher-Lepak

Consultant Team

Engberg Anderson, Inc.

Partner
Joseph M. Hubery, AIA

Principal
James F. Brown, AIA

Architect
Drew Kemp-Baird, RA

Comprehensive Facilities Planning, Inc.

Principal
Brain L. Bell

Principal - Space Planner
JoEllen H. Baldwin, AIA

Principal - Teaching Laboratory Utilization Analysis
Dave Marsh

Principal - Classroom Utilization Analysis
James Palavin

Table of Contents

EXECUTIVE SUMMARY	3	Lab Utilization Background	15
Introduction	3	Scheduling	
Purpose	3	Lab setup / Takedown	
Process	3	Staffing	
Campus enrollment	3	Safety	
Facilities	4	Lab Access / Open Labs	
Metrics	4	Faculty Research	
Utilization Metrics		Non-instructional Lab Usage	
Condition Assessment Metrics		Increased Utilization Suggestions (campus)	16
Inventory Template		Lab Utilization by Semester	17
Summary of findings – Classrooms	4	Fall 2019 Summary	17
Classroom Table	5	Spring 2020 Summary	17
Classroom Table notes	7	Fall 2021 Summary	18
Classroom Utilization Analysis	7	Utilization Metrics	19
Calculated Classroom Needs	8	Condition Methodology	
Classroom Needs by Size Range	8	Condition Rating Matrix	
Summary of findings – Labs	9	Function Methodology	
Lab Table	10	Function Rating Matrix	
Lab Table notes	10	Summary of Findings per Building – Physical Conditions	21
Classroom Utilization Analysis by College	12	Summary of Findings per Building – Functional Conditions	21
College of Arts, Humanities and Social Sciences (CAHSS)		COVID-19 Impact on Campus	22
College of Health, Education and Social Welfare (CHESW)		Rose Hall Classroom 250	22
Cofrin School of business			
College of Science, Engineering and Technology (CSET)		TABLE A	
Detailed Utilization of Lab Sciences by Room and Course	13	INSTRUCTIONAL SPACE UTILIZATION ANALYSIS	
Lab Table	14	TABLE B	
Utilization Summary of Lab Sciences by Room and Course	15	FUNCTIONALITY AND PHYSICAL CONDITION ASSESSMENT	
		TABLE C	
		EXISTING SPACE ALLOCATIONS	

Introduction

The Campus Space Assessment is the outcome of an intensive ten-month process. In May of 2021, the State of Wisconsin Department of Administration – The Division of Facilities Development (**DFD**) engaged a team led by Engberg Anderson, Inc. (**EA**) to facilitate the Campus Space Assessment.

Along with DFD and the University of Wisconsin System Administration (**UWSA**), the University of Wisconsin – Green Bay (**UWGB**) aided the EA consultant team which included Comprehensive Facilities Planning, Inc. (**CFP**). CFP’s primary focus included the Space Inventory and Allocation analysis while EA’s primary focus included the Framework and Floor Assessment, Functional/Space Use Assessment, and Physical Condition Assessment analysis.

Purpose

The purpose of this assessment is to evaluate the general access classrooms and instructional laboratories to provide a comprehensive space needs, use, and suitability analysis for current and anticipated future needs. The analysis, conclusions, determinations, and recommendation from this effort will be used as the basis for a campuswide space use plan and help inform future campus planning and capitol project initiatives.

Process

The methodology used in the assessment was a data-driven process that initially utilized two databases: the space inventory maintained by UWGB’s Facilities Planning and Management and the schedule of class files maintained by UWGB’s Office of the Registrar. This information was merged into an aggregate relational database to generate the summaries and tabular data used in the final Instructional Space Utilization Analysis report.

The space inventory for the instructional spaces was provided by the University and included key data elements, such as building and room numbers, assignable square feet, room use or type, room capacity, and room assignment.

The consultant team verified the space inventory data and conducted condition assessments via field observations of the facilities in July 2021. The inventory database was updated accordingly. Additionally, questionnaires were provided to campus to reach a larger audience and gather condition assessment information that might not be readily apparent to the consultant team during the field inspection process.

Questionnaires were provided to the following:

- Kathleen Burns – Provost and Vice Chancellor for Academic Affairs
- Charles Rybak – Dean College of Arts, Humanities, and Social Sciences
- John Katers – Dean College of Science and Technology
- Matthew Dornbush – Dean Austin E. Cofrin School of Business
- Susan Gallagher-Lepak - Dean College of Health, Education and Social Welfare

Campus Enrollment

Year	Headcount (% increase)	FTE (% increase)
2021 (fall)	8,773 (8.2)	5,648 (4.2)
2020 (fall)	8,057 (0.9)	5,412 (-1.0)
2019 (fall)	7,982 (8.0)	5,468 (6.1)
2018 (fall)	7,344 (2.0)	5,135 (2.9)
2017 (fall)	7,198 (2.0)	4,986 (1.0)
2016 (fall)	7,054 (3.6)	4,935 (2.0)
2015 (fall)	6,798 (-2.3)	4,834 (-3.2)
2014 (fall)	6,954 (3.8)	4,991 (-1.2)
2013 (fall)	6,687 (-2.2)	5,051 (-4.4)
2012 (fall)	6,836	5,272
2012 - 2021	(22.1% increase)	(6.7% increase)

Facilities

The Campus Space Assessment includes the following facilities:

2022	ENVIRONMENTAL SCIENCES	43,026 GSF
2023	INSTRUCTIONAL SERVICES	66,386 GSF
2024	LABORATORY SCIENCES	106,692 GSF
2025	DAVID A. COFRIN LIBRARY	187,703 GSF
2027	THEATRE HALL	63,641 GSF
2028	KRESS EVENTS CENTER	186,908 GSF
2029	STUDENT SERVICES	41,466 GSF
2030	STUDIO ARTS	83,731 GSF
2031	UNIVERSITY UNION	104,913 GSF
2035	JOHN M. ROSE HALL	40,595 GSF
2036	L. G. WOOD HALL	66,631 GSF
2045	CONCOURSE SYSTEM	17,050 GSF
2050	WEIDNER CENTER	131,400 GSF
2052	MARY ANN COFRIN HALL	129,850 GSF

Utilization Metrics

Weekly Room Hours (**WRH**) is the number of minutes a class meets each week, including class change time, converted to hours. The sum for all sections in a classroom is the WRH utilization for that room. UW System includes evenings and weekends, and the UW System guideline considers all scheduled hours when determining availability.

- UW System standards for instructional labs is 32 periods per week of scheduled use (32 WRH).
- UW System standards for classroom use is 40 periods per week of scheduled use (40WRH).

Station Occupancy Percent (**SO%**) is the percentage of the number of seats or stations occupied when the room is in use divided by the teaching capacity of the classroom or laboratory as based on daytime instruction. UW System guidelines suggest that on average 67% (Station Occupancy) of classroom and lab seats should be filled.

Condition Assessment Metrics

Field observations were noted and documented for the following space uses which are divided into four broad categories for the purpose of grading the facility interiors: Classrooms, Labs, and Offices; Circulation / Concourse; Restrooms; and Back of House.

Inventory Template

Utilizing the beginnings of a UWSA area inventory template, the team began constructing / developing the database to be utilized for the space utilization analysis.

Summary of Findings - Classrooms

Supply (as of fall 2021)

- 54 classrooms, 2,841 seats, and 63,195 square feet with scheduled use.
- Average square foot allocation per seat 22.2 which is slightly below the 24 square foot guideline.

Utilization

- Fall 2019 - Classroom utilization rate of 25.5 WRH.
- Spring 2020 - Classroom utilization rate of 23.8 WRH.
- Fall 2021 - Classroom utilization rate of 22.2 WRH.

The decline is partly attributed to COVID and movement to virtual classes.

Station Occupancy

- Fall 2019 - Classroom station occupancy of 63.2 SO%.
- Fall 2021 - Classroom station occupancy of 58.2 SO%.
- Fall 2021 - Classroom station occupancy of 48.7 SO%.

The flowing Classroom Table identifies the 54 classrooms and provides information on the physical aspects of the rooms, as well as room furnishings, technology, and the functional and physical conditions.

CAMPUS SPACE ASSESSMENT | EXECUTIVE SUMMARY

Institution **UW-Green Bay**

Date **7-28-22**

BLDG. #	BLDG.	Room	Seats	Size	Ceiling Ht	TA	MT	FT	C	FS	TS	TECH	FUNCT	PHYS
2022	Environmental Sciences	114	142	53x68	Varies	X				X	X	3+	B	2
2022	Environmental Sciences	301	42	25x42	9		X		X			2	B	2
2022	Environmental Sciences	304	36	28x31	9		X		X			2	B	2
2022	Environmental Sciences	316	30	24x28	9		X		X			2	B	2
2022	Environmental Sciences	320	30	24x28	9		X		X			2	B	2
2022	Environmental Sciences	326	40	28x31	9		X		X			2	B	2
2023	Instructional Services	1020	30	19x36	9		X		X			Distance	C	2
2035	John M Rose Hall	250	267	49x55	Varies	X				X	X	3+	B	2
2036	LG Wood Hall	114	42	29x41	10		X		X			3 and 6	B	2
2036	LG Wood Hall	117	80	39x54	10		X		X			3 and 6	B	2
2036	LG Wood Hall	118	42	29x41	10		X		X			3 and 6	B	2
2036	LG Wood Hall	201	44	33x39	10		X		X			3 and 6	B	2
2036	LG Wood Hall	205	50	36x42	9		X		X			3 and 6	B	2
2036	LG Wood Hall	213	48	33x40	10		X		X			3 and 6	B	2
2036	LG Wood Hall	215	48	33x39	10		X		X			Distance	B	2
2036	LG Wood Hall	216	48	33x38	10		X		X			3 and 6	B	2
2036	LG Wood Hall	301	24	27x33	10		X		X			3	B	2
2036	LG Wood Hall	302	30	24x30	9		X		X			2	B	2
2036	LG Wood Hall	303	50	33x36	10		X		X			3 and 6	B	2
2036	LG Wood Hall	317	42	34x36	9		X		X			3	B	2
2036	LG Wood Hall	324	28	24x24	10		X		X			3	B	2
2036	LG Wood Hall	327	45	34x36	9		X		X			3	B	2
2036	LG Wood Hall	328	30	24x36	10		X		X			3	B	2
2036	LG Wood Hall	440	36	33x35	9		X		X			Active	B	2

CODE	CODE MEANING	TECH CODE	DESCRIPTION
TA	Table Arm Chairs	1	Basic classroom
MT	Moveable Table	2	Level 1 classroom + instructional technology, such as VCR, TV, sound system, DVD player, CD player, etc.
FT	Fixed Table	3	Level 2 classrooms + video/data projector and a teaching station with nearby access to controls for all A/V equipment, room lighting and room sound system. Wired network connectivity at each fixed station.
C	Chairs		
FS	Fixed Seating	3+	Level 3 classrooms + a teaching station with an electronic touch screen for control of A/V and room functions. Can also include digital recording capabilities to record lectures for selective viewing at a later time.
TS	Tiered Seating		
TECH	Technology	5/Active	Active learning classrooms furnished and equipped with multiple computerized learning pods and a portable computerized teaching station enabling instructor to connect to any/all of the connected learning pods.
FUNCT	Functional Rating		
PHYS	Physical Rating	6/Distance	Classrooms equipped with a two-way video system to support distance education.

CAMPUS SPACE ASSESSMENT | EXECUTIVE SUMMARY

Institution **UW-Green Bay**

Date **7-28-22**

BLDG. #	BLDG.	Room	Seats	Size	Ceiling Ht	TA	MT	FT	C	FS	TS	TECH	FUNCT	PHYS
2052	Mary Ann Cofrin Hall	103	75	39x41	15		X	X	X		X	3 and 6	B	2
2052	Mary Ann Cofrin Hall	105	75	39x41	15		X	X	X		X	3	B	2
2052	Mary Ann Cofrin Hall	107	75	39x41	15		X	X	X		X	3	B	2
2052	Mary Ann Cofrin Hall	109	75	39x41	15		X	X	X		X	3	B	2
2052	Mary Ann Cofrin Hall	111	67	39x41	15		X	X	X		X	3	B	2
2052	Mary Ann Cofrin Hall	113	72	39x41	15		X	X	X		X	3	B	2
2052	Mary Ann Cofrin Hall	137	24	26x50	11			X		X	X	Distance	B	2
2052	Mary Ann Cofrin Hall	204	74	40x41	21		X		X		X	3 and 6	B	2
2052	Mary Ann Cofrin Hall	206	74	40x41	21		X		X		X	3 and 6	B	2
2052	Mary Ann Cofrin Hall	208	122	52x52	17			X	X		X	3 and 6	B	2
2052	Mary Ann Cofrin Hall	210	128	52x52	17			X	X		X	3 and 6	B	2
2052	Mary Ann Cofrin Hall	217	40	28x32	10		X		X			3	B	2
2052	Mary Ann Cofrin Hall	219	40	27x32	10		X		X			3	B	2
2052	Mary Ann Cofrin Hall	221	40	27x32	9		X		X			3	B	2
2052	Mary Ann Cofrin Hall	223	40	27x32	10		X		X			3	B	2
2052	Mary Ann Cofrin Hall	224	24	22x24	9		X		X			3	B	2
2052	Mary Ann Cofrin Hall	225	40	27x32	10		X		X			3	B	2
2052	Mary Ann Cofrin Hall	229	30	30x37	10		X		X			3	B	2
2052	Mary Ann Cofrin Hall	234	24	23x24	9		X		X			3	B	2
2052	Mary Ann Cofrin Hall	236	24	21x24	9		X		X			3	B	2
2052	Mary Ann Cofrin Hall	237	50	40x41	9		X		X			3	B	2
2052	Mary Ann Cofrin Hall	302	18	20x22			X		X			3	B	2
2052	Mary Ann Cofrin Hall	C303	22	20x24	9		X		X			3	B	2

2027	Theatre Hall	310	32	25x25	8		X		X			3+	B	2
2027	Theatre Hall	312	40	25x25	9		X		X			3	B	2
2027	Theatre Hall	316	34	29X30	8		X		X			3	B	2
2027	Theatre Hall	378	18	18x25	9		X		X			2	B	2

2030	Studio Arts	350	70	29x45	9		X		X			3	B	2
2030	Studio Arts	351	28	21x29	9	X						3	B	2
2030	Studio Arts	353	31	19x23	9	X						2	B	2

CODE	CODE MEANING	TECH CODE	DESCRIPTION
TA	Table Arm Chairs	1	Basic classroom
MT	Moveable Table	2	Level 1 classroom + instructional technology, such as VCR, TV, sound system, DVD player, CD player, etc.
FT	Fixed Table	3	Level 2 classrooms + video/data projector and a teaching station with nearby access to controls for all A/V equipment, room lighting and room sound system. Wired network connectivity at each fixed station.
C	Chairs		
FS	Fixed Seating	3+	Level 3 classrooms + a teaching station with an electronic touch screen for control of A/V and room functions.
TS	Tiered Seating		Can also include digital recording capabilities to record lectures for selective viewing at a later time.
TECH	Technology	5/Active	Active learning classrooms furnished and equipped with multiple computerized learning pods and a portable computerized teaching station enabling instructor to connect to any/all of the connected learning pods.
FUNCT	Functional Rating		
PHYS	Physical Rating	6/Distance	Classrooms equipped with a two-way video system to support distance education.

Classroom Table notes:

Wood Hall room 114 has been removed as an assignable classroom and converted to the Willie D. Davis Finance and Investment Lab.
 Wood Hall room 118 has been removed as an assignable classroom and converted to the Charles Schwab Foundation Center for Personal Financial Planning.
 Wood Hall room 202 has been removed as an assignable classroom and converted to the Wisconsin Small business Development Center (SBDC).
 Wood Hall room 302 has been removed as an assignable classroom and converted to a Nursing Lab – Home Care Lab.
 Wood Hall room 327 will be removed as an assignable classroom and converted to a Nursing Lab.
 Wood Hall room 328 will be removed as an assignable classroom and converted to a Nursing Lab – Assessment Lab.
 Wood Hall room 440 will be removed from an assignable classroom and converted to offices.

Classroom Utilization Analysis

Classroom utilization by building

Building	Rooms	Avg. WRH
ENVIRON	6	23.7
MAC	22	22.9
ROSE	1	9.3
STEM	4	14.5
STUDIO	3	14.5
THEATRE	4	15.7
WOOD	14	27.0
Total-Fall 2021	54	22.2
Total-Fall 2019	55	25.1

The classrooms in the Environmental Sciences, Mary Cofrin Hall, and Wood Hall had the highest utilization rates (ranging from 22.9 – 27.0 WRH). Wood has the highest evening utilization.

Seven classrooms were identified as having less than 10 hours of use during the daytime hours including Rose Hall’s 250-seat lecture hall. The four largest classrooms on campus; Environmental Science 114 (142 seats), Rose 250 (267 seats), Mary Ann Cofrin 208 (122 seats), and Mary Ann Cofrin 210 (128 seats) had some of the lowest utilization on campus at 13.3, 9.3, 10.5, and 15.0 WRH, respectively.

Instructional Services Room 1020 and Mary Ann Cofrin Hall Room 237 registered no usage in Fall 2021.

Classroom utilization based on room technology

There appears to be no correlation between classroom utilization and classroom technology. Classrooms 301, 304, 316, 320, and 320 in Environmental Sciences had utilization rates ranging from 22.5 – 30.8 WRH in the fall of 2021 while those rooms were only equipped as basic classrooms that contained instructional technology, such as VCR, TV, sound system, DVD player, CD player, etc. (technology code 2). Conversely, classrooms 114, 117, 118, 201, 205, 213, 215, and 216 in Wood Hall had utilization rates ranging from 16.1 – 40.5 WRH in the fall of 2021 while those rooms were equipped with teaching stations with electronic touch screens for control of A/V and room functions (technology code 3+).

Classroom utilization based on room conditions – functional and physical
 Since all classrooms are rated as satisfactory from a functional and a physical condition assessment the existing conditions are not differentiators in classroom utilization.

Calculated Classroom needs

Using national daytime use guidelines (26.8 WRH), calculates a need for 40 (39.2) classrooms, 1,563 seats, and 37,517 ASF to support the instructional classroom activity.

The Fall 2019 calculation (pre-covid) suggested a need for 47 classrooms.

Using UW System guidelines (40 WRH), calculates a need for 37 classrooms to support the instructional classroom activity.

Classroom Needs by Size Range

The number of classrooms needed by size is calculated for both the actual enrollment and limit. The calculation summarizes the hours scheduled by the actual class enrollments and limits (i.e., not the size room the room where the class was scheduled) and divides by the expected Avg. WRH goal of 40.0 for the UW System calculation to derive how many classrooms are needed in each of the size ranges. The Best Fit columns show how many rooms are needed with some flexibility built into the model.

Size Range (Seats)	2021 Rooms	Future Rooms	UW System Calculation	
			Best Fit Rooms	Difference Future-Best
1-20	2	2	7	(5)
21-40	24	24	16	8
41-55	14	14	7	7
56-70	2	2	3	(1)
71-90	8	8	1	7
91-110	0	0	1	(1)
111-150	3	3	1	2
151-200	0	0	0	0
>200	1	1	1	0
Totals	54	54	37	17

Classroom Needs by Size Range - Classrooms

The distribution of current classroom sizes fits well with the calculated Best Fit rooms. Excess supply is concentrated in the 21- 40 seat range and the 71-90 seat range. Seven of the 71-90 seat classrooms are in Mary Cofrin Hall and are primarily used by classes with 45 or less students.

Based on Station Occupancy rates, Classroom Utilization rates, and the number and size of classrooms, the current total supply of classrooms can feasibly support an 80% enrollment growth potential.

Growth Potential: Enrollment Growth Potential is an estimate of potential enrollment growth percent a classroom could handle if it was scheduled at the upper limit of the ideal utilization guidelines of 40 hours per week of scheduled use with 67% of the teaching stations use compared to its current use. For example, a classroom that was used 26 hours per week with 67% of the teaching stations occupied could handle about 65% more enrollments if it were scheduled 40 hours per week and 67% of the teaching stations were filled on average.

Summary of Findings - Laboratories

Supply (as of fall 2021)

- 62 labs, 1,473 teaching stations (seats), and 75,462 square feet with scheduled use.
 - Total square footage including support spaces and the like total 108,870 square feet.

The Laboratory Station Modules (average square foot allocation per seat) plus Service Factor (support spaces) vary by discipline and type of equipment required for each teaching station. Laboratory Service Factors can range from 0% to 40% of the total teaching laboratory space.

Utilization

- Fall 2019 - Lab utilization rate of 12.6 WRH.
- Spring 2020 - Lab utilization rate of 11.7 WRH.
- Fall 2021 - Lab utilization rate of 11.8 WRH.

The decline in classrooms that is partly contributed to COVID is not reflected in the lab utilization as labs required hands-on experience much more so that classrooms and therefore the lab utilization is more consistent.

Station Occupancy

- Fall 2019 - Lab station occupancy of 61.0 SO%.
- Fall 2021 - Lab station occupancy of 52.0 SO%.
- Fall 2021 - Lab station occupancy of 56.0 SO%.

The flowing Lab Table identifies the 62 labs and provides information on the physical aspects of the rooms, as well as room furnishings, technology, and the functional and physical conditions.

CAMPUS SPACE ASSESSMENT | EXECUTIVE SUMMARY

Institution **UW-Green Bay**

Date **7-28-22**

BLDG. #	BLDG.	Room	Seats	Size	Ceiling Ht	TA	MT	FT	C	FS	TS	TECH	FUNCT	PHYS
2030	Studio Arts - choir/ensemble	B101	100	36x38	14		X		X			3	B	2
2030	Studio Arts - band room	B103	140	40x69	15		X		X			3	B	2
2030	Studio Arts - printmaking	C105	16	30x40	9		X		X			--	C	3
2030	Studio Arts - 3D/sculpture/wood	C108	15	36x43	18		X		X			--	C	3
2030	Studio Arts - woodworking/tools	C110	10	34x35	15							--	C	3
2030	Studio Arts - ceramics studio	C111	38	45x71	18		X		X			1	C	3
2030	Studio Arts - jewelry/metals	C112	20	30x34	12		X		X			1	C	3
2030	Studio Arts - printmaking studio	C114	12	19x43	15		X		X			1	C	3
2030	Studio Arts - music lab	214	30	22x38	9		X		X			3	B	2
2030	Studio Arts - keyboard	260	11	21x37	9		X		X			1	B	2
2030	Studio Arts - photography	311	20	21x29	9		X		X			2	B	2
2030	Studio Arts - graphic design/comp	314	18	30x37	9		X		X			5	B	2
2030	Studio Arts - dark room	321	5				X		X			--	B	2
2030	Studio Arts - digital dark room	323	12				X		X			--	B	2
2030	Studio Arts - photo/2D design	411	16	34x39	10		X		X			3	B	2
2030	Studio Arts - painting studio	412	16	40x39	10		X		X			--	B	2
2030	Studio Arts - drawing studio	413	16	34x40	9		X		X			1	B	2
2030	Studio Arts - painting studio	414	16	30x40	10		X		X			--	B	2
2030	Studio Arts - fiber/textiles studio	416	20	30x40	9			X	X			1	B	2
2030	Studio Arts - intermed. drawing	426	16	32x35	10		X		X			--	B	2
2027	Theatre Hall - acting studio	110	24	32x38	19								B	2
2027	Theatre Hall - costume shop	111	12										B	2
2027	Theatre Hall - tap studio	132	30										B	2
2027	Theatre Hall - acting studio	210	16	16x27									B	2
2027	Theatre Hall - tap studio	212	20	31x40								2	B	2
2025	David A. Cofrin Library	102	25	26x39	9		X		X			3	*	*
2036	LG Wood Hall - nursing lab	317	12	34x36	9		X		X			3	B	2
2036	LG Wood Hall - nursing lab	324	10	24x24	10		X		X			3	B	2
CODE	CODE MEANING	TECH CODE	DESCRIPTION											
TA	Table Arm Chairs	1	Basic classroom											
MT	Moveable Table	2	Level 1 classroom + instructional technology, such as VCR, TV, sound system, DVD player, CD player, etc.											
FT	Fixed Table	3	Level 2 classrooms + video/data projector and a teaching station with nearby access to controls for all A/V equipment, room lighting and room sound system. Wired network connectivity at each fixed station.											
C	Chairs													
FS	Fixed Seating	3+	Level 3 classrooms + a teaching station with an electronic touch screen for control of A/V and room functions.											
TS	Tiered Seating		Can also include digital recording capabilities to record lectures for selective viewing at a later time.											
TECH	Technology	5/Active	Active learning classrooms furnished and equipped with multiple computerized learning pods and a portable computerized teaching station enabling instructor to connect to any/all of the connected learning pods.											
FUNCT	Functional Rating													
PHYS	Physical Rating	6/Distance	Classrooms equipped with a two-way video system to support distance education.											

CAMPUS SPACE ASSESSMENT | EXECUTIVE SUMMARY

Institution **UW-Green Bay**

Date **7-28-22**

BLDG. #	BLDG.	Room	Seats	Size	Ceiling Ht	TA	MT	FT	C	FS	TS	TECH	FUNCT	PHYS
2052	Mary Ann Cofrin Hall - nursing	117	18	20x23	9		X		X			3	C	3
2052	Mary Ann Cofrin Hall - observation	131	10										B	2
2052	Mary Ann Cofrin Hall	133	10				X		X			Distance	B	2
2052	Mary Ann Cofrin Hall - SS research	120	30	26x34	11		X		X			3	C	2
2052	Mary Ann Cofrin Hall - comp lab	122	25	33x34	11		X		X			3	B	2
2052	Mary Ann Cofrin Hall - cartography	231	12	34x40	10			X	X			3	B	2

2023	Instructional Services	1034	32	29x35	9		X		X			3	C	2
2023	Instructional Services	1067	Future Engineering Use - Under Construction											
2023	Instructional Services - PC lab	1129A	45	30x51	9		X		X			3	B	2
2023	Instructional Services - PC lab	1129B	31	31x35	8		X		X			3	B	2
2023	Instructional Services - PC lab	1129E	25	30x36	9		X		X			3	B	2
2023	Instructional Services - MAC lab	1129J	25	31x34	9		X		X			3	B	2

2024	Laboratory Sciences	102	25	23x41	9			X		X		3	B	2
2024	Laboratory Sciences	116	24	34x39	9		X		X			1	B	2
2024	Laboratory Sciences	118	24	34x40	9			X	X			1	B	2
2024	Laboratory Sciences	206	24	36x40	9			X	X			1	B	2
2024	Laboratory Sciences	208	24	36x38	9			X	X			1	B	2
2024	Laboratory Sciences	210	24	34x37	8			X	X			1	B	3
2024	Laboratory Sciences	212	24	25x25	9			X	X			1	B	2
2024	Laboratory Sciences	214	24	34x39	8			X	X			1	B	2
2024	Laboratory Sciences	306	24	34x41	8			X	X			1	B	2
2024	Laboratory Sciences	307	16	30x41	8			X	X			1	B	3
2024	Laboratory Sciences	310	24	34x41	8			X	X			1	B	2
2024	Laboratory Sciences	316	24	31x38	9			X	X			1	B	2
2024	Laboratory Sciences	319	24	36x38	9			X	X			1	B	2
2024	Laboratory Sciences	406	24	40x	13			X	X			1	B	2
2024	Laboratory Sciences	419	24	34x40	9			X	X			1	B	2

CODE	CODE MEANING	TECH CODE	DESCRIPTION
TA	Table Arm Chairs	1	Basic classroom
MT	Moveable Table	2	Level 1 classroom + instructional technology, such as VCR, TV, sound system, DVD player, CD player, etc.
FT	Fixed Table	3	Level 2 classrooms + video/data projector and a teaching station with nearby access to controls for all A/V equipment, room lighting and room sound system. Wired network connectivity at each fixed station.
C	Chairs		
FS	Fixed Seating	3+	Level 3 classrooms + a teaching station with an electronic touch screen for control of A/V and room functions. Can also include digital recording capabilities to record lectures for selective viewing at a later time.
TS	Tiered Seating		
TECH	Technology	5/Active	Active learning classrooms furnished and equipped with multiple computerized learning pods and a portable computerized teaching station enabling instructor to connect to any/all of the connected learning pods.
FUNCT	Functional Rating		
PHYS	Physical Rating	6/Distance	Classrooms equipped with a two-way video system to support distance education.

Lab Table notes:

Mary Ann Cofrin rooms 131 and 133 are used in conjunction with one another as 133 is the student practice area and room 131 is the adjacent observation room.

Mary Ann Cofrin room 117 is being phased out as a nursing lab. The only other use in the fall of 2021 was 2 hours for Psychology 787.

Wood Hall room 302 has been removed from an assignable classroom and converted to a Nursing Lab – Home Care Lab.

Wood Hall room 328 will be removed from an assignable classroom and converted to a Nursing Lab – Assessment Lab.

Wood Hall room 440 will be removed from an assignable classroom and converted to offices.

Wood Hall 317 will expand into the adjacent 327 to enlarge the existing Nursing Lab currently housed in 317.

Lab Science 307 has low ceilings for an athletic training lab.

Studio Arts rooms 411, 412, 413, 414, 416, and 426 are planned for renovation in the coming years.

Lab Utilization Analysis by College**College of Arts, Humanities and Social Sciences (CAHSS)**

The 16 labs utilized by the Art and Visual Design programs saw fairly consistent utilization rates across the fall 2019, spring 2020, and fall 2021 semesters at WHR-All hours of between 9.5 and 12.3 indicating potential growth of at least 74%.

The 4 labs utilized by the Music programs saw fairly consistent utilization rates across the fall 2019, spring 2020, and fall 2021 semesters at WHR-All hours of between 15.4 and 17.7 indicating potential growth of at least 76%.

The 5 labs utilized by the Performing Arts programs saw fairly consistent utilization rates across the fall 2019, spring 2020, and fall 2021 semesters at WHR-All hours of between 7.1 and 10.1 indicating potential growth of at least 76%.

The overall enrollment by program area within the College of Arts, Humanities and Social Sciences (CAHSS) has experienced a decline in the last decade at the same time the university has seen an increase in overall enrollment.

College of Health, Education and Social Welfare (CHESW)

The 3 labs utilized by the Nursing and Health Studies programs saw steady utilization growth rates across the fall 2019, spring 2020, and fall 2021 semesters at WHR-All hours of between 0.0 (spring of 2020 – COVID impacted), 2.0 in the fall of 2019 and 12.5 in the fall of 2021. The fall of 2021 utilization indicates potential growth of 65%.

The 2 labs utilized by the Social Work programs saw fairly consistent utilization rates across the fall 2019, spring 2020, and fall 2021 semesters at WHR-All hours of between 5.0 and 5.5 indicating potential growth of at least 79%.

The enrollment within the College of Health, Education and Social Welfare (CHESW) has experienced an increase in overall enrollment by program area in the last decade at the same time the university has seen an increase in overall enrollment. The growth of CHESW is in line with the rate of growth for the overall campus. Education and Nursing has shown the highest growth during this time and with the new nursing degree programs are expected to continue that trend.

Cofrin School of Business

The Cofrin School of Business does not utilize labs like the other colleges but does so indirectly as business school students use the writing labs and computer labs.

The enrollment within the Cofrin School of Business has experienced a significant increase in overall enrollment by program area in the last

decade at the same time the university has seen an increase in overall enrollment. In fact, the business school is growing faster.

College of Science, Engineering and Technology (CSET)

The 6 biology labs utilized by the Natural and Applied Science programs saw fairly consistent utilization rates across the fall 2019, spring 2020, and fall 2021 semesters with an average WHR-All hours of between 9.0 and 15.0 indicating an average potential growth of at least 54%. The lower growth rate is due to good station occupancy during these periods of between 67% and 84%. The spring of 2020 utilization was impacted by COVID as utilization was at the lowest during this time.

The 2 geology labs saw consistent utilization rates across the fall 2019, spring 2020, and fall 2021 semesters with an average WHR-All hours of between 10.0 and 11.2 indicating potential growth of at least 80%. It does not look like spring 2020 utilization was impacted by COVID as utilization during this period remained consistent with the other two periods.

The kinetic lab (Lab Science 419) saw consistent utilization rates across the fall 2019, spring 2020, and fall 2021 semesters at WHR-All hours of between 9.0 and 12.2 indicating potential growth of at least 74%. It does not look like spring 2020 utilization was impacted by COVID as utilization during this period was higher than the other two periods.

The 3 chemistry labs saw somewhat consistent utilization rates across the fall 2019, spring 2020, and fall 2021 semesters with an average WHR-All hours of between 12.0 and 20.0 indicating an average potential growth of at least 39%. The lower growth rate is due to good station occupancy during these periods of between 84% and 87%. It does not look like spring 2020 utilization was impacted by COVID as utilization during this period was higher than the other two periods.

The 3 human biology labs saw somewhat consistent utilization rates across the fall 2019, spring 2020, and fall 2021 semesters with an average WHR-All hours of between 12.2 and 15.5 indicating an average potential growth of at least 69%. It does not look like spring 2020 utilization was impacted by COVID as utilization during this period was higher than the other two periods.

The 2 engineering labs (not within the STEM Building) saw somewhat consistent utilization rates across the fall 2019, spring 2020, and fall 2021 semesters with an average WHR-All hours of between 5.3 and 6.0 indicating an average potential growth of at least 69%. It does not look like spring 2020 utilization was impacted by COVID as utilization during this period was higher than the other two periods. The engineering dry lab in IS 1067 was taken off-line as part of the engineering lab renovation project that was recently completed.

The 2 computer science labs saw inconsistent utilization rates across the fall 2019, spring 2020, and fall 2021 semesters with WHR-All hours ranging from 0.0 to 31.4 indicating a potential growth of between 100% and -6%. The NSA lab in MAC 120 was lightly used at only 3 hours per week while the microcomputer lab in MAC 122 had good utilization in fall of 2019 and spring of 2020 at 31,4 and 30,3 WHR-All hours but fell to only 4.5 HRS-All hours in fall of 2021.

The enrollment within the College of Science, Engineering and Technology (CSET) has experienced an increase in overall enrollment by program area in the last decade at the same time the university has seen an increase in overall enrollment. CSET is growing at a faster rate than the campus as a whole. Programs, such as, computer and information sciences and new programs, such as engineering are the catalyst for much of the growth.

Detail Utilization of Lab Sciences by Room and Course (Fall of 2021)

The following table identifies the rooms within Lab Sciences, the courses taught in those rooms, the number of student stations, the number of sections each course is taught in the room, the total number of students taking each course, and the station occupancy percentage.

CAMPUS SPACE ASSESSMENT | EXECUTIVE SUMMARY

Institution **UW-Green Bay**

Date **7-28-22**

BLDG. #	BLDG.	Room	Courses Taught	# of Students	# of Stations	Lab Sections	WRH - All	SO% - All
2024	Laboratory Sciences	102	105 - ET	15	31	1	7	48%
		102	322 - Chemistry	9	31	1	3	29%
		102	505 - Environmental Science	12	31	1	3	39%
2024	Laboratory Sciences	116	202 - Geo Science	31	24	2	6	65%
		116	350 - Geo Science	7	24	1	2	29%
		116	402 - Geo Science	12	24	2	5	25%
2024	Laboratory Sciences	118	320 - Environmental Sciences	19	24	1	3	79%
		118	203 - ET	4	24	1	3	17%
		118	696 - Geo Science	6	24	1	3	25%
2024	Laboratory Sciences	206	213 - Chemistry	84	24	4	12	88%
2024	Laboratory Sciences	208	214 - Chemistry	68	24	4	12	71%
		208	206 - ET	47	24	2	6	98%
2024	Laboratory Sciences	210	204 - Biology	45	24	2	6	94%
2024	Laboratory Sciences	212	202 - Biology	182	24	9	27	84%
2024	Laboratory Sciences	214	302 - Biology	24	24	1	3	100%
		214	311 - Biology	20	24	1	3	83%
		214	467 - Environmental Science	18	24	2	6	38%
		214	469 - Environmental Science	20	24	1	3	83%
		214	512 - Biology	19	24	1	3	79%
		214	603 - Environmental Science	40	24	2	6	83%
2024	Laboratory Sciences	306	304 - Biology	17	24	1	3	71%
		306	331 - Chemistry	33	24	2	6	69%
		306	327 - Nutritional Science	22	24	1	3	92%
2024	Laboratory Sciences	307	551 - Athletic Training	2	16	1	3	13%
		307	630 - Athletic Training	2	16	1	2	13%
		307	705 - Athletic Training	2	16	1	4	13%
		307	706 - Athletic Training	2	16	1	4	13%
		307	710 - Athletic Training	2	16	1	9	13%
		307	760 - Athletic Training	2	16	1	2	13%
		307	762 - Athletic Training	3	16	1	2	19%
		307	763 - Athletic Training	3	16	1	2	19%
2024	Laboratory Sciences	310	324 - Biology	8	24	4	12	91%
		310	402 - Biology	25	24	1	3	104%
2024	Laboratory Sciences	316	241 - Human Biology	71	24	3	9	99%
		316	340 - Biology	20	24	1	3	83%
		316	351 - Human Biology	27	24	2	6	56%
2024	Laboratory Sciences	319	361 - Human Biology	20	24	1	3	83%
2024	Laboratory Sciences	406	304 - Chemistry	24	24	1	3	100%
		406	305 - Chemistry	20	24	1	3	83%
2024	Laboratory Sciences	419	322 - Chemistry	9	24	1	3	38%
		419	413 - Chemistry	9	24	1	3	38%
		419	505 - Environmental Science	12	24	1	3	50%

Utilization Summary of Lab Sciences by Room and Course (Fall of 2021)

Room	WRH-All	SO%	Growth Potential
102	13	40	80
116	13	43	76
118	9	40	85
206	12	88	56
208	18	80	40
210	6	94	77
212	27	88	1
214	24	75	30
306	12	93	45
307	28	13	85
310	15	42	78
316	18	82	39
319	3	95	88
406	6	92	77
419	9	42	84

Lab Utilization Background

Lab utilization was discussed with each of the Deans to dive deeper into the details of each lab and determine if there is something that is impeding greater use or occupancy.

The UW System standards of 32 periods per week of scheduled lab use (WRH) with a station fill rate of 67-75% (SO%) are the minimum goals.

The UW System standards of 32 periods per week of scheduled lab use (WRH) is based on potential lab use of 60 hours per week (12 hours per day and 5 days per week). The 28 hours per week above the minimum allows time for, research, open lab, setup/takedown, and community engagement.

Campus has expressed concern that meeting the minimum of 32 hours per week is unobtainable due to several extenuating factors. These factors include:

Scheduling

In general, labs are scheduled between 8AM and 5PM on Tuesdays and Thursdays and 12PM to 5PM on Mondays and Fridays.

- Fridays are reserved for meetings between faculty, teaching assistants, and lab managers and can last upwards of 2 hours per lab. Fridays are also the days utilized by the lab managers to setup the following week’s lab which allows instructor and teaching assistant review.
- Monday and Wednesday afternoon labs correspond to the course lectures held Monday and Wednesday mornings.

Lab Setup / Takedown

Lab setup and takedown can vary greatly between labs. In general, lab setup begins each semester with less intensity and increase in materials used as students gain knowledge and the ability to perform more complex lab processes.

- Most lower-level labs take an hour or two to take down and cleanup and about 45 minutes to an hour to setup.
- A 3-hour setup, while not the norm, does occur.
- It is not uncommon to have multiple setups and takedowns in a day. For example, Intro Micro is taught T/Th at 9:30 in LS-310 followed by Environ Micro at 11:00 in the same lab. A separate Intro Micro section setup is needed in the same room at 3:30.

Staffing

There are currently 2, full-time lab managers. They work roughly 8:00AM to 4:30 PM – Monday through Friday.

Both managers hire students to assist with the prep, setup, and takedowns of the labs.

Safety

Generally, no one should be performing laboratory procedures alone. Adequate staffing dictates at least one faculty member or TA with the lab manager as backup is required for each lab.

Labs should be spaced to allow students to finish a lab and allow the managers the time to teardown and setup the next lab before student begin arriving for the next lab. Without adequate time, students (wearing proper PPE) from the previous lab might be finishing while the managers are cleaning and prepping and students (not wearing proper PPE) begin assembling for the next lab.

Lab Access / Open Labs

Open lab hours are not scheduled.

- LS-210 and LS-212 (biology 204 and 202, respectively), Students are only allowed in these rooms during regularly scheduled lab times and these rooms are not equipped with student card-swipe access. Recently, these rooms have been used for discussion periods – three 2-hour periods each week.
- LS-306 and LS-316 are equipped with student card-swipe access as students are required to work outside scheduled lab times.
- LS-316 is used for practical exams for Anatomy & Physiology, Comparative Anatomy, and Kinesiology.
- Chemistry labs are locked 100% of the time.
- LS-310 is used to incorporate advanced micro lecture time in this lab.

Faculty Research

Lab uses for faculty research is highly variable and based on grants with much of this work occurring over the summer. Teaching labs are only used for faculty research during the summer when certain labs are not in use.

- Rooms 305 and 305a are used for faculty research.

- Faculty is provided 1/2 of a bench for their research.
- Rooms 418 and 421 are used for faculty research.
 - Faculty is provided 1/2 of a bench for their research.
- Engineering does not have dedicated research space.

Non-instructional Lab Usage

There are several reasons for non-instructional lab usage.

- Invited presentation with the community.
- Building tours.
- Learning in Retirement
- Summer programs include:
 - Upward Bound
 - Regional center for Mathematics and Science.
 - Grandparents University

Increased Utilization Suggestions (campus)

3 examples with positives and negatives.

Reduce the number of course offerings and increase the number of sections each semester. For example, only offer chemistry 213 and chemistry 304 during the fall semester and then offer chemistry 214 and chemistry 305 during the spring semester.

Positives:

- Greater lab utilization.
- Setup and teardown are limited to each week, allowing for labs to continue all week long, only checking on supplies.

Negatives:

- Students could not sign up for labs on the off semester, (no chemistry 213 lab in Spring).
- Labs could get dirty by the end of the week.
- Station Occupancy would be lower if existing capacity remains.

Adapt course schedules to accommodate labs on Monday and Wednesday mornings by adding a lecture for those labs at times other than MWF mornings. For example, offer chemistry 213 lecture on MWF mornings and MWF afternoons.

Positives:

- Students enrolled in the afternoon lecture would be able to take the lab on Monday and Wednesday mornings right before the chemistry 213 lab on Monday and Wednesday afternoon. This would result in better utilization without the need for an additional setup and teardown.

Negatives:

- Could introduce other unforeseen scheduling problems.
- Station Occupancy would be lower if existing capacity remains.

Expand lab time offerings to include night classes. For example, offer chemistry 213 and chemistry 214 as night courses.

Positives:

- Greater utilization as labs were not previously used at this time.

Negatives:

- Additional staffing would be needed.

Lab Utilization Summary by Semester

Fall 2019 Summary

- 52 labs were scheduled - 12.6 WRH with 61% Station Occupancy.
- Only 3 labs were scheduled more than 30 hours:
 - Mary Ann Cofrin Hall – 122 / Computer Science / Microcomputer Lab
 - 31.4 hours use with 86% Station Occupancy
 - No growth capacity
 - Studio Arts Building – 314 / Art and Visual Design / Graphic Design
 - 32 hours use with 58% Station Occupancy
 - 22% growth capacity
 - Studio Arts Building – B103 / Music / Band Room
 - 30.3 hours use with 15% Station Occupancy
 - 82% growth capacity
- No other labs were scheduled more than 25 hours.
- 33 labs were scheduled less than 10 hours or had no scheduled use.

Spring 2020 Summary

- 54 labs were scheduled – 11.7 WRH with 52% Station Occupancy.
- Only 1 lab was scheduled more than 30 hours:
 - Mary Ann Cofrin Hall – 122 / Computer Science / Microcomputer Lab
 - 30.3 hours use with 83% Station Occupancy
 - No growth capacity
- No other labs were scheduled more than 25 hours.
- 35 labs were scheduled less than 10 hours or had no scheduled use.

Fall 2021 Summary

- 58 labs were scheduled – 11.8 WRH with 56% Station Occupancy.
- Only 5 labs were scheduled more than 30 hours:
 - Studio Arts Building – 314 / Art and Visual Design / Graphic Design
 - 32 hours use with 67% Station Occupancy
 - 11% growth capacity
 - Studio Arts Building – 411 / Art and Visual Design / 2D Design Studio
 - 30.3 hours use with 69% Station Occupancy
 - 13% growth capacity
 - Studio Arts Building – 411 / Art and Visual Design / 3D/Sculpture/Woodworking
 - 26.7 hours use with 31% Station Occupancy
 - 66% growth capacity
 - Studio Arts Building – B103 / Music / Band Room
 - 25.6 hours use with 9% Station Occupancy
 - 91% growth capacity
 - Laboratory Sciences Building – 212 / Natural and Applied Science/ General Biology
 - 27 hours use with 88% Station Occupancy
 - 1% growth capacity
- 30 labs were scheduled less than 10 hours or had no scheduled use.

Graphic Design (STUDIO 314) is near capacity, but some future enrollment growth could be handled by increasing section sizes.

Based on Station Occupancy rates and Lab Utilization rates, the current total supply of labs can feasibly support a 71% enrollment growth potential.

Growth Potential: Enrollment Growth Potential is an estimate of potential enrollment growth percent a lab could handle if it was scheduled at the upper limit of the ideal utilization guidelines of 32 hours per week of scheduled use with 67% of the teaching stations use compared to its current use. For example, a lab that was used 21 hours per week with 67% of the teaching stations occupied could handle about 65% more enrollments if it were scheduled 32 hours per week and 67% of the teaching stations were filled on average.

Utilization Metrics

Condition Methodology

For evaluating the physical condition of the building, the team analyzed spaces and divided them into four broad categories for the purposes of grading the interiors? Classrooms, Labs, and Offices; Circulation / Concourse; Restrooms; and Back of House.

Within each category, the physical condition of individual items was rated on a scale from one to seven as follows and in accordance with the Condition Rating Matrix at right:

- Items graded 1 or 2 are in generally good condition and can remain in use with some or no maintenance or renovation. They are color-coded green.
- Items graded 3 or 4 are in the fair or poor condition and can only remain in prolonged use or occupation with moderate to significant renovation. They are color coded yellow.
- Items graded 5, 6 or 7 have reached, or are reaching, the end of their useful life. Remediation of items in this condition requires major renovation or repair to complete removal or current replacement. They are color-coded orange.

Condition Rating Matrix

CODE	RATING	ACTION REQUIRED	RATING DESCRIPTION
1	Good	None	Suitable for continued use with normal operational maintenance.
2	Satisfactory	Minimal Renovation	Requires minor repair or restoration to present acceptable conditions.
3	Fair	Moderate Renovation	Moderate deterioration or partial obsolescence. Requires moderate restoration or updating.
4	Poor	Major Renovation	Significant deterioration or obsolescence. Requires major restoration, updating, or replacement of components.
5	Unsatisfactory	Major Renovation	Requires major restoration with possible need to overhaul building subsystems.
6	Inappropriate	Replacement	Extensive deterioration or obsolescence. Requires complete replacement of systems and components.
7	Abandonment	Demolition Removal	Not needed; not suitable for proposed use; should not be replaces. Demolition or removal is required.

Function Methodology

The coding of space suitability is intended to capture how well the design and conditions of the space support the function currently housed within. This assessment also captures how well the space is suited to support the proposed function of the space.

Within each category, the physical condition of individual items was rated on a scale from one to seven as follows and in accordance with the Functional Rating Matrix at right:

- Spaces coded as A or B are generally well suited to the functions they house. These spaces are color-coded green.
- Spaces coded as C or D require renovation to adequately support the desired function. These spaces are color-coded yellow.
- Spaces coded as E or F are unsatisfactory for the assigned function and cannot reasonably be renovated to accommodate the use. These spaces are color-coded orange.

Functional Rating Matrix

CODE	RATING	ACTION REQUIRED	RATING DESCRIPTION
A	Good	None	Highly suited to the intended use of the space. The architectural features support the function.
B	Satisfactory	Minimal Remodeling	Suitable for continued use. Provides adequate support for intended use of the space. Minor modifications can improve the suitability.
C	Fair	Moderate Remodeling	Limited suitability for continued use. Provides less than adequate support for function. Requires moderate remodeling to adequately support continued use.
D	Poor	Major Remodeling	Not suitable for continued use. Space significantly inhibits function. Could be made suitable with major remodeling.
E	Unsatisfactory	Beyond Cost-effective Renovation	Unsatisfactory for assigned use. Renovating space to fit the use would not be cost-effective.
F	Inappropriate	Replacement	Not suitable for present use. Cannot be made suitable by remodeling.

CAMPUS SPACE ASSESSMENT | EXECUTIVE SUMMARY

Institution **UW-Green Bay**

Date **7-28-22**

Summary of Findings per Building – Physical Conditions

Code	Facility	Physical Condition
2022	ENVIRONMENTAL SCIENCES	2
2023	INSTRUCTIONAL SERVICES Notes: Construction underway at time of site visit renovating approximately 30% of the floor plan.	3
2024	LABORATORY SCIENCES Notes: LS-102 too small to accommodate several labs. Some HVAC, electrical, and hood issues were noted. LS-210 has excessive HVAC noise. A roof leak was noted.	2
2025	DAVID A. COFRIN LIBRARY * Facility slated for demolition.	4*
2027	THEATRE HALL Notes: Lawton Gallery is too small. Lacks spaces to showcase art.	3
2028	KRESS EVENTS CENTER	2
2029	STUDENT SERVICES	2
2030	STUDIO ARTS Notes: Sound issues between rooms. Humidity control.	2

2031	UNIVERSITY UNION Notes: * Score taken from DFD #19L1J Condition Assessment completed by Engberg Anderson on 5/28/21. Plumbing, Fire Suppression, and Communications scored on average 4.	3*
2035	JOHN M. ROSE HALL	3
2036	L. G. WOOD HALL	2
2045	CONCOURSE SYSTEM	3
2050	WEIDNER CENTER Notes: * Score pertains to performance and support spaces. All of which scored 2.	2*
2052	MARY ANN COFRIN HALL	2

Summary of Findings per Building – Functional Conditions

Code	Facility	Functional Condition
2022	ENVIRONMENTAL SCIENCES	B
2023	INSTRUCTIONAL SERVICES Notes: Construction underway at time of site visit renovating approximately 30% of the floor plan. Classroom 1020 used during COVID for storage and therefore downgraded from a functional standpoint. Assume room will return to pre-COVID functionality.	B
2024	LABORATORY SCIENCES Notes: Some hood issues were noted.	B
2025	DAVID A. COFRIN LIBRARY * Facility slated for demolition.	D*
2027	THEATRE HALL Notes: Lawton Gallery is too small. Lacks spaces to showcase art.	C
2028	KRESS EVENTS CENTER	A
2029	STUDENT SERVICES	B
2030	STUDIO ARTS Notes: Room sizes are good. Use larger rooms for smaller groups due to type of functions (music and acoustics).	B
2031	UNIVERSITY UNION Notes:	C/D*

* Score taken from DFD #19L1J Condition Assessment completed by Engberg Anderson on 5/28/21.

2035	JOHN M. ROSE HALL	A
2036	L. G. WOOD HALL	B
2045	CONCOURSE SYSTEM	B
2050	WEIDNER CENTER Notes: * Score pertains to performance and support spaces. All of which scored A.	A*
2052	MARY ANN COFRIN HALL Notes: Room 117 was converted from another use and does not function very well.	B

The current physical and functional condition assessments did not reveal any imminent need to renovate or replace any academic buildings due to unsatisfactory physical or functional defects. Some facilities and spaces are showing signs of deterioration due to their age or changing needs over time, presenting opportunities to reconfigure existing spaces to better suit the needs of campus.

COVID-19 impact on campus

Classroom utilization saw a significant decline from Fall 2019 to Fall 2021 which is attributed to a movement from in-person (face-to-face) learning to virtual (on-line) learning due to COVID-19. The decrease in sections offered in the fall of 2021 (279) as compared to the fall of 2019 (332) have decreased mainly due to the impact of COVID-19.

Given the hands-on and applied nature of academic lab programs, the majority of these courses will return to in-person learning as soon as possible.

However, the trend of virtual learning will continue post-COVID-19. The percentage of virtual vs. in-person offerings will vary by major with some colleges offering identical majors via both delivery systems. It is not uncommon for an on-campus student to take an on-line course – even pre-COVID-19.

Rose Hall classroom 250

With a seating capacity of 267, Rose 250 is the largest classroom on campus. Psychology currently utilizes Rose 250 to teach 2 sections of introductory classes which are capped at 120 students. Moving these sections to more appropriately sized classrooms might allow Rose 250 and associated support spaces (approx. 4,500 SF over 2 floors) to be converted / renovated for other uses.



UNIVERSITY of WISCONSIN
GREEN BAY

UW-GREEN BAY CAMPUS SPACE ASSESSMENT

Space Use Type Plans



DFD Project No. 21C1U

Engberg Anderson Project No. 203162

July 22, 2022

This page is intentionally left blank.

Table of Contents

INDIVIDUAL BUILDING BREAKDOWNS

2022 Environmental Sciences Building

2023 Instructional Services Building

2024 Laboratory Sciences Building

2027 Theatre Hall

2030 Studio Arts Building

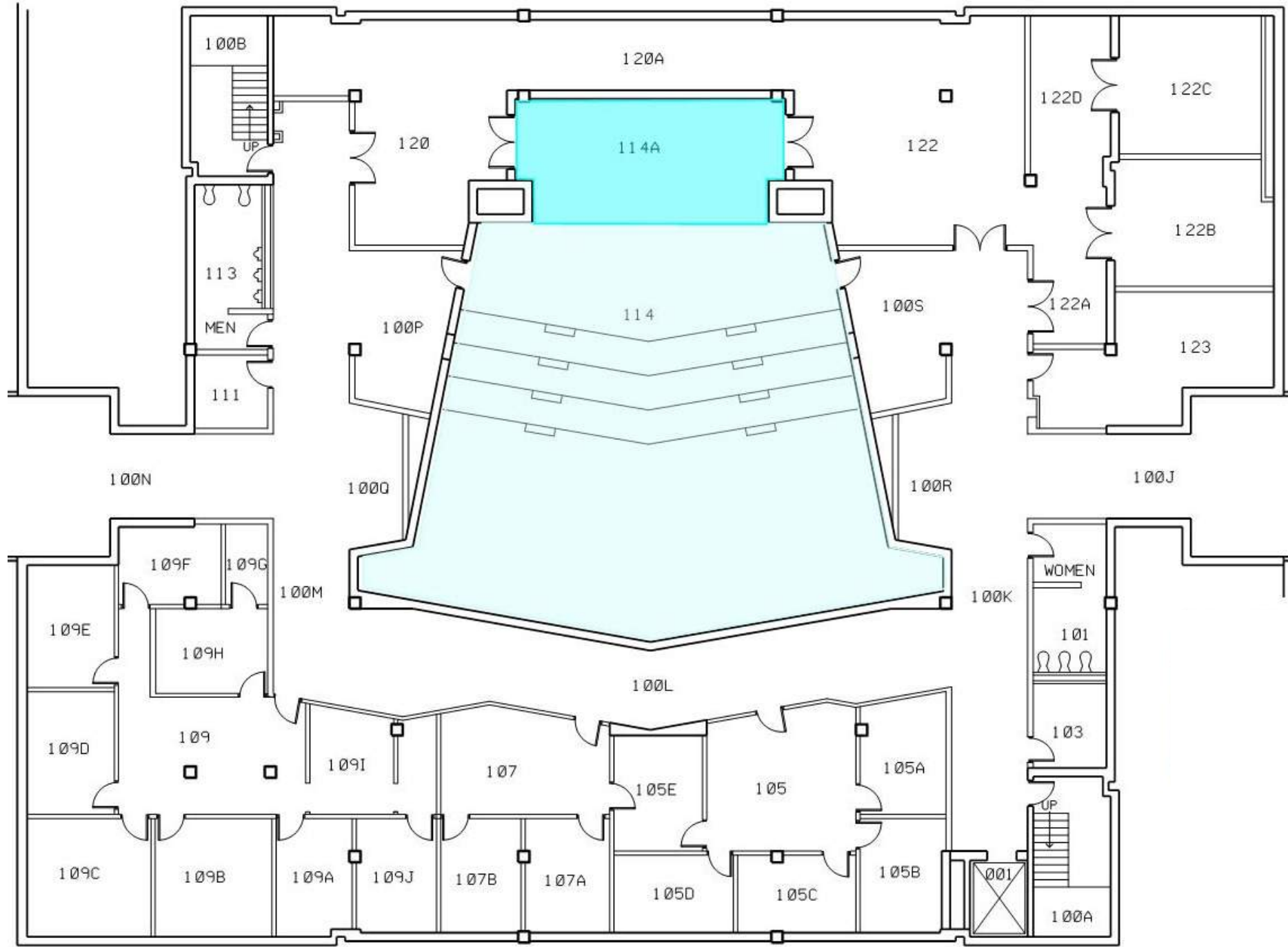
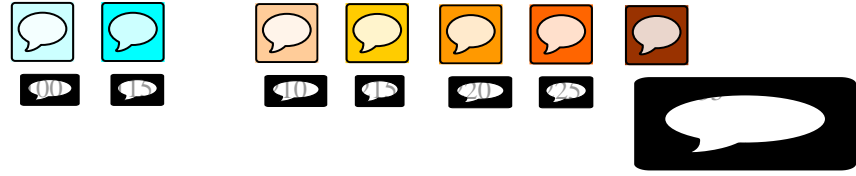
2035 John M. Rose Hall

2036 L. G. Wood Hall

2052 Mary Ann Cofrin Hall

2022 Environmental Sciences Building

Primary Use Type

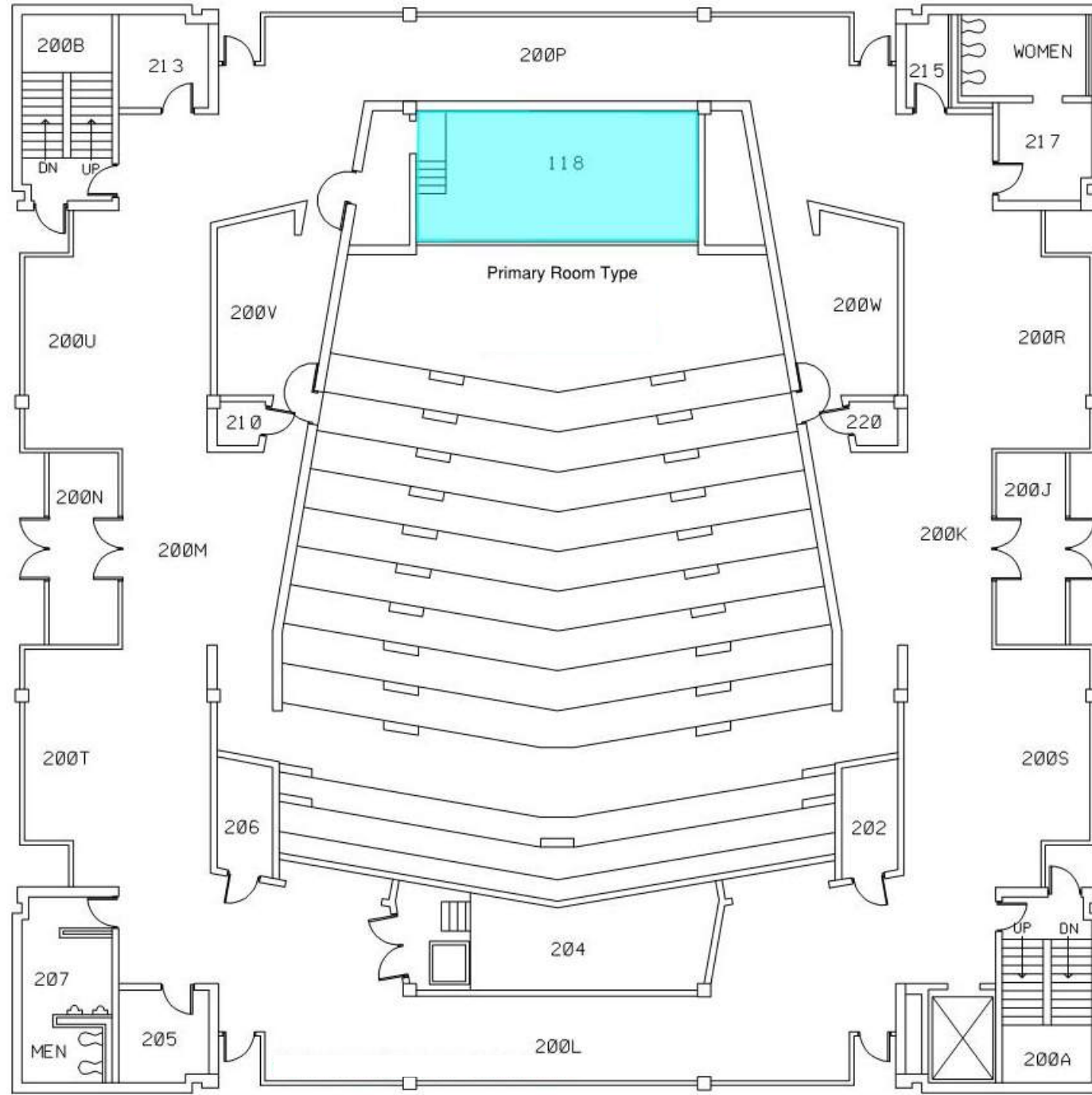
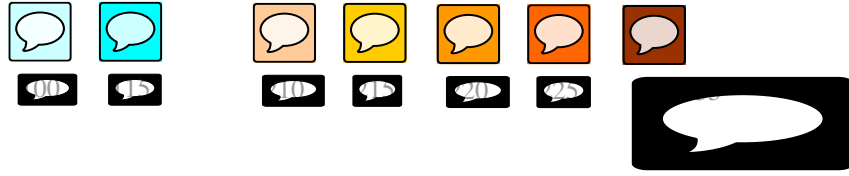


First Floor



2022 Environmental Sciences Building

Primary Use Type

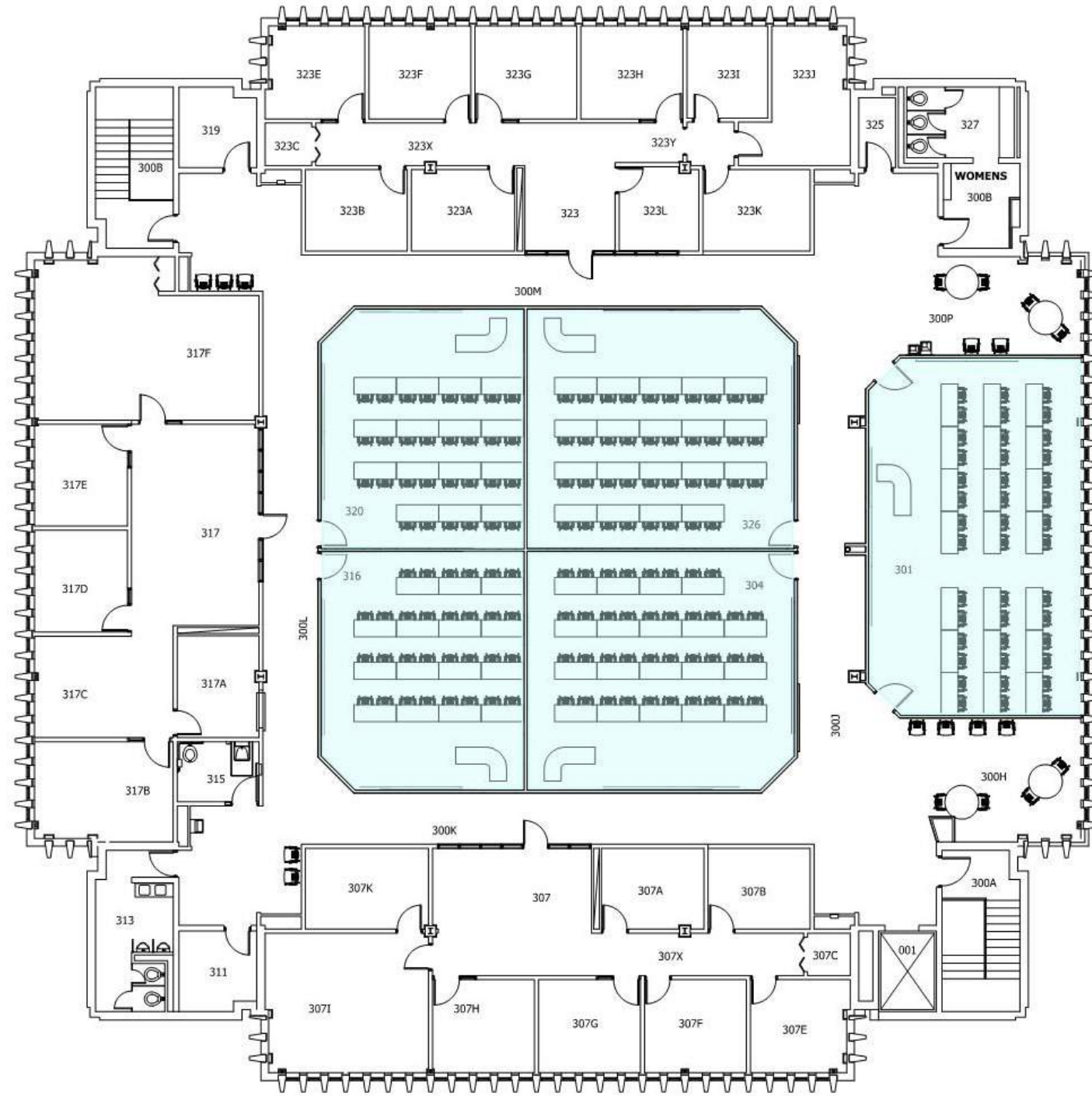



Second Floor



2022 Environmental Sciences Building

Primary Use Type



Third Floor



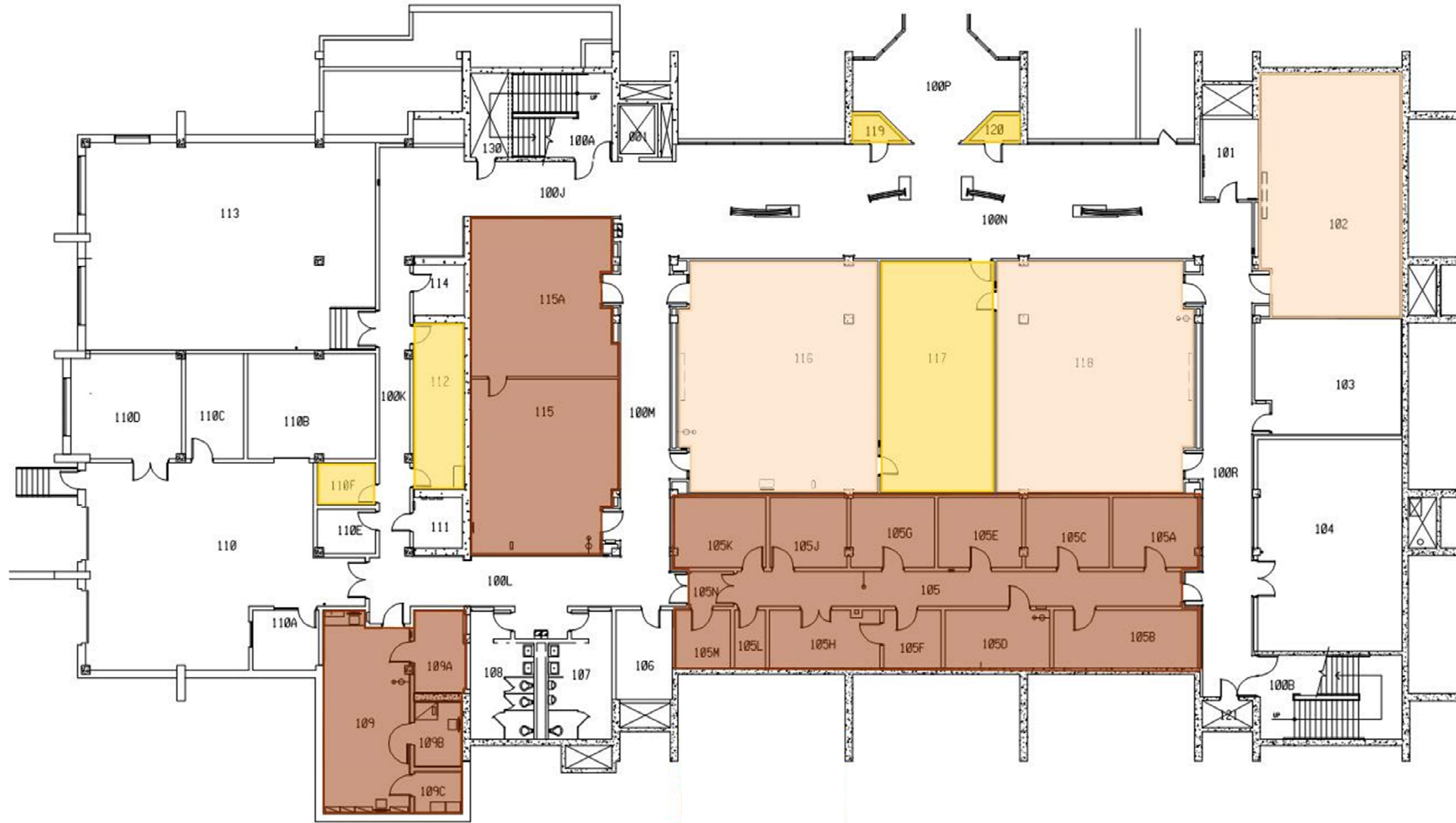
BLDG. #	BLDG.	Room	Room Name	FICM Room Type	ASF	Capacity	Assignment
2022	Environmental Sciences	114	LEC-AUD	110	3208	142	Registrar
2022	Environmental Sciences	114A	LEC-AUD Stage	115	483	0	Registrar
2022	Environmental Sciences	118	Projector Room	115	364	0	Registrar
2022	Environmental Sciences	301	Classroom	110	1046	42	Registrar
2022	Environmental Sciences	304	Classroom	110	881	36	Registrar
2022	Environmental Sciences	316	Classroom	110	665	30	Registrar
2022	Environmental Sciences	320	Classroom	110	665	30	Registrar
2022	Environmental Sciences	326	Classroom	110	874	40	Registrar

BLDG. #	BLDG.	Room	Room Name	FICM Room Type	ASF	Capacity	Assignment
2023	Instructional Services	1004	Media Class	220	717	11	Registrar
2023	Instructional Services	1019	Storage	225	100	0	Art and Visual Design
2023	Instructional Services	1020	Classroom	110	708	30	Registrar
2023	Instructional Services	1030	Physics Lab	210	835	*	Natural and Applied Sciences
2023	Instructional Services	1032	Preparation	215	202	*	Engineering
2023	Instructional Services	1034	Dist. Ed. Class.	210	965	32	Cofrin School of Business
2023	Instructional Services	1043	Lab 3	210	905	*	Engineering
2023	Instructional Services	1045	Lab 3& 4 Support	215	379	*	Engineering
2023	Instructional Services	1047	Lab 4	210	898	*	Engineering
2023	Instructional Services	1060	Group Practice	250	646	*	Communications
2023	Instructional Services	1063	Lab 2	210	893	*	Engineering
2023	Instructional Services	1065	Lab 1&2 Support	215	376	*	Engineering
2023	Instructional Services	1067	Lab 1	210	902	*	Engineering
2023	Instructional Services	1068	Physics Lab	210	897	*	Natural and Applied Sciences
2023	Instructional Services	1071	Sr. Design Lab	220	259	*	Engineering
2023	Instructional Services	1129	Individual Practice	220	1957	35	Computing and IT
2023	Instructional Services	1129A	MAC Lab	220	1451	45	Computing and IT
2023	Instructional Services	1129B	Lab / 486's	220	1036	31	Computing and IT
2023	Instructional Services	1129D	Computer Lab	250	234	6	Computing and IT
2023	Instructional Services	1129E	Lab / 386's	210	1040	25	Registrar
2023	Instructional Services	1129J	Computer Lab	220	1007	25	Registrar
2023	Instructional Services	1129K	Computer Lab	220	777	30	Computing and IT
2023	Instructional Services	1129M	Group Lab	250	150	6	Computing and IT
2023	Instructional Services	1129N	Group Lab	250	185	6	Computing and IT
2023	Instructional Services	1129P	Group Lab	250	180	6	Computing and IT
2023	Instructional Services	1129Q	Group Lab	250	180	6	Computing and IT
2023	Instructional Services	1129S	Group Lab	250	168	6	Computing and IT
2023	Instructional Services	1129R	Group Lab	250	168	6	Computing and IT



2024 Laboratory Sciences Building

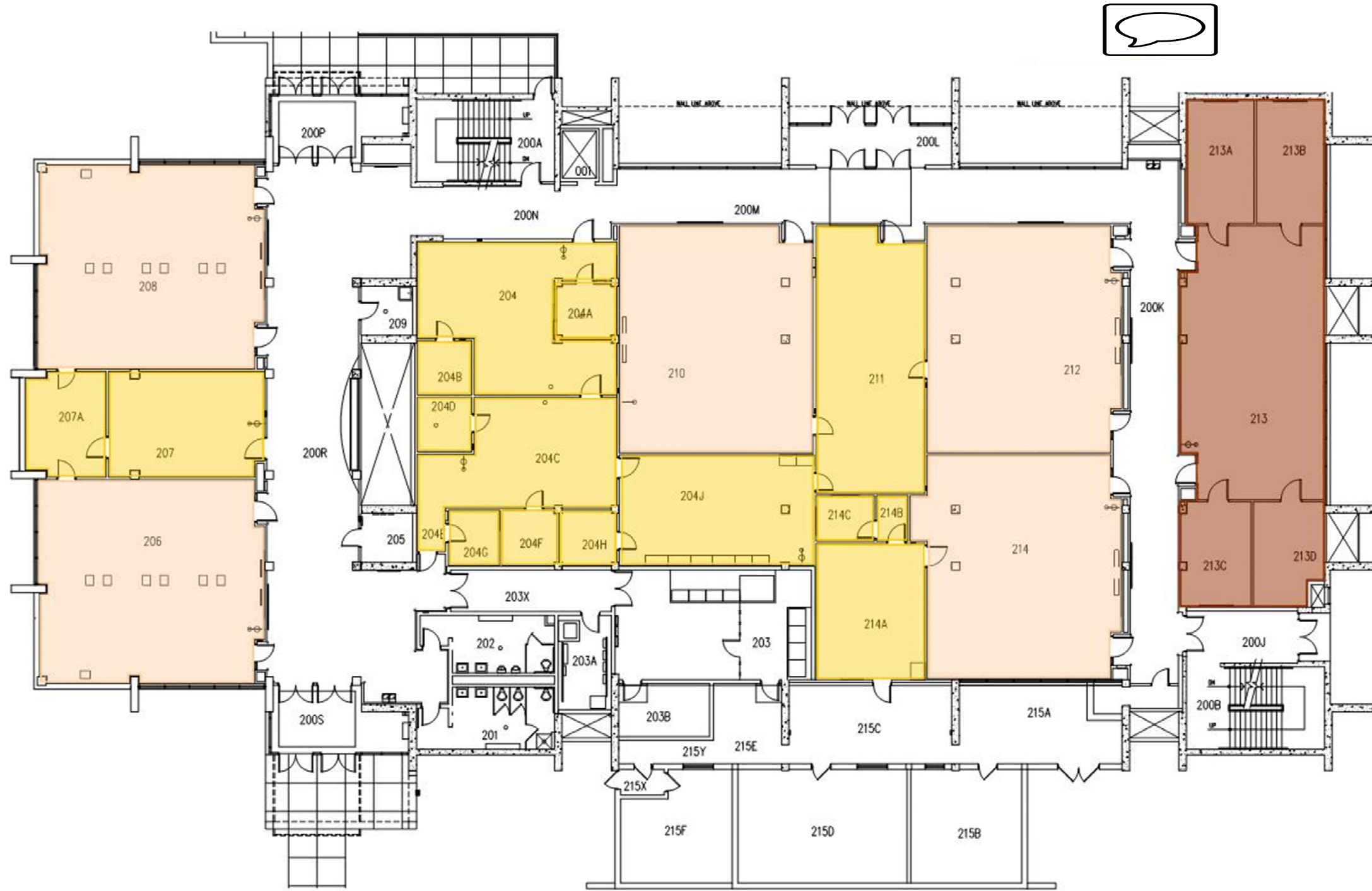
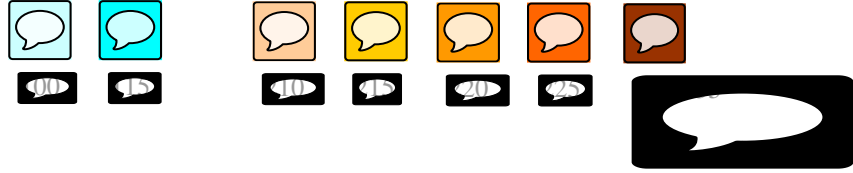
Primary Use Type



First Floor

2024 Laboratory Sciences Building

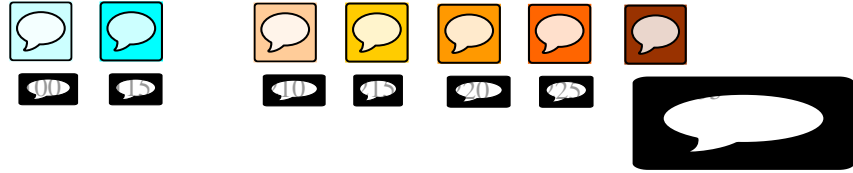
Primary Use Type



Second Floor

2024 Laboratory Sciences Building

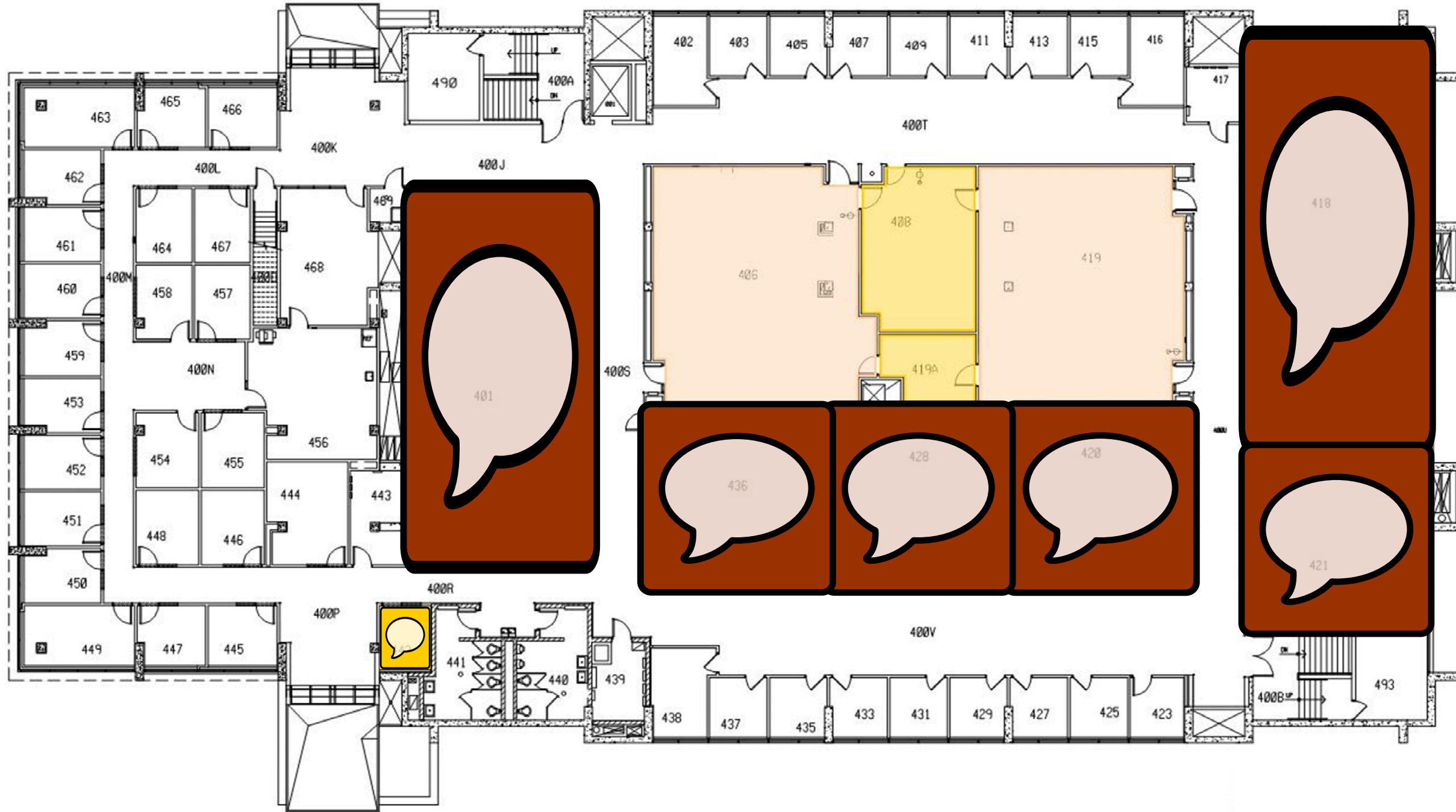
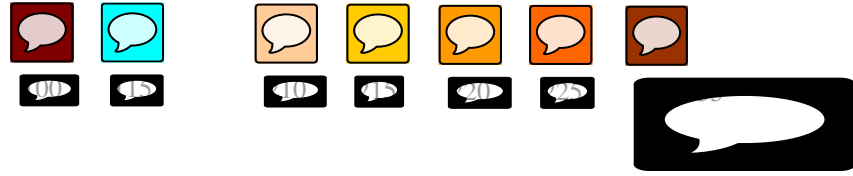
Primary Use Type



Third Floor

2024 Laboratory Sciences Building

Primary Use Type



Fourth Floor

BLDG. #	BLDG.	Room	Room Name	FICM Room Type	ASF	Capacity	Assignment
2024	Laboratory Sciences	102	Computer Lab	210	984	31	Registrar
2024	Laboratory Sciences	105	Animal Qtr	255	456	0	Dean, Science and Technology
2024	Laboratory Sciences	105A	Rearing	250	175	0	Natural and Applied Sciences
2024	Laboratory Sciences	105B	Observation	250	248	2	Natural and Applied Sciences
2024	Laboratory Sciences	105C	Holding	250	168	0	Natural and Applied Sciences
2024	Laboratory Sciences	105D	Procedure	250	180	1	Natural and Applied Sciences
2024	Laboratory Sciences	105E	Holding	255	171	0	Dean, Science and Technology
2024	Laboratory Sciences	105F	Clean	250	98	0	Natural and Applied Sciences
2024	Laboratory Sciences	105G	Holding	250	172	0	Natural and Applied Sciences
2024	Laboratory Sciences	105H	Cage & Rack	255	187	0	Natural and Applied Sciences
2024	Laboratory Sciences	105J	Rearing	255	158	0	Dean, Science and Technology
2024	Laboratory Sciences	105K	Food	250	188	0	Natural and Applied Sciences
2024	Laboratory Sciences	105M	Waste	250	93	0	Natural and Applied Sciences
2024	Laboratory Sciences	109	Biology Lab	250	498	0	Natural and Applied Sciences
2024	Laboratory Sciences	109A	Fisheries Research	255	118	0	Natural and Applied Sciences
2024	Laboratory Sciences	109B	Fisheries Research	255	88	0	Natural and Applied Sciences
2024	Laboratory Sciences	109C	Isotope	255	57	0	Natural and Applied Sciences
2024	Laboratory Sciences	110F	Gas Storage	215	73	0	Natural and Applied Sciences
2024	Laboratory Sciences	112	Storage	215	248	0	Natural and Applied Sciences
2024	Laboratory Sciences	115	Earth Research	250	731	5	Natural and Applied Sciences
2024	Laboratory Sciences	115A	Earth Research	250	646	5	Natural and Applied Sciences
2024	Laboratory Sciences	116	Earth Lab	210	1330	24	Natural and Applied Sciences
2024	Laboratory Sciences	117	Soils Prep	215	776	0	Natural and Applied Sciences
2024	Laboratory Sciences	118	Soils Lab	210	1321	24	Natural and Applied Sciences
2024	Laboratory Sciences	119	Storage	215	30	0	Natural and Applied Sciences
2024	Laboratory Sciences	120	Storage	215	30	0	Natural and Applied Sciences

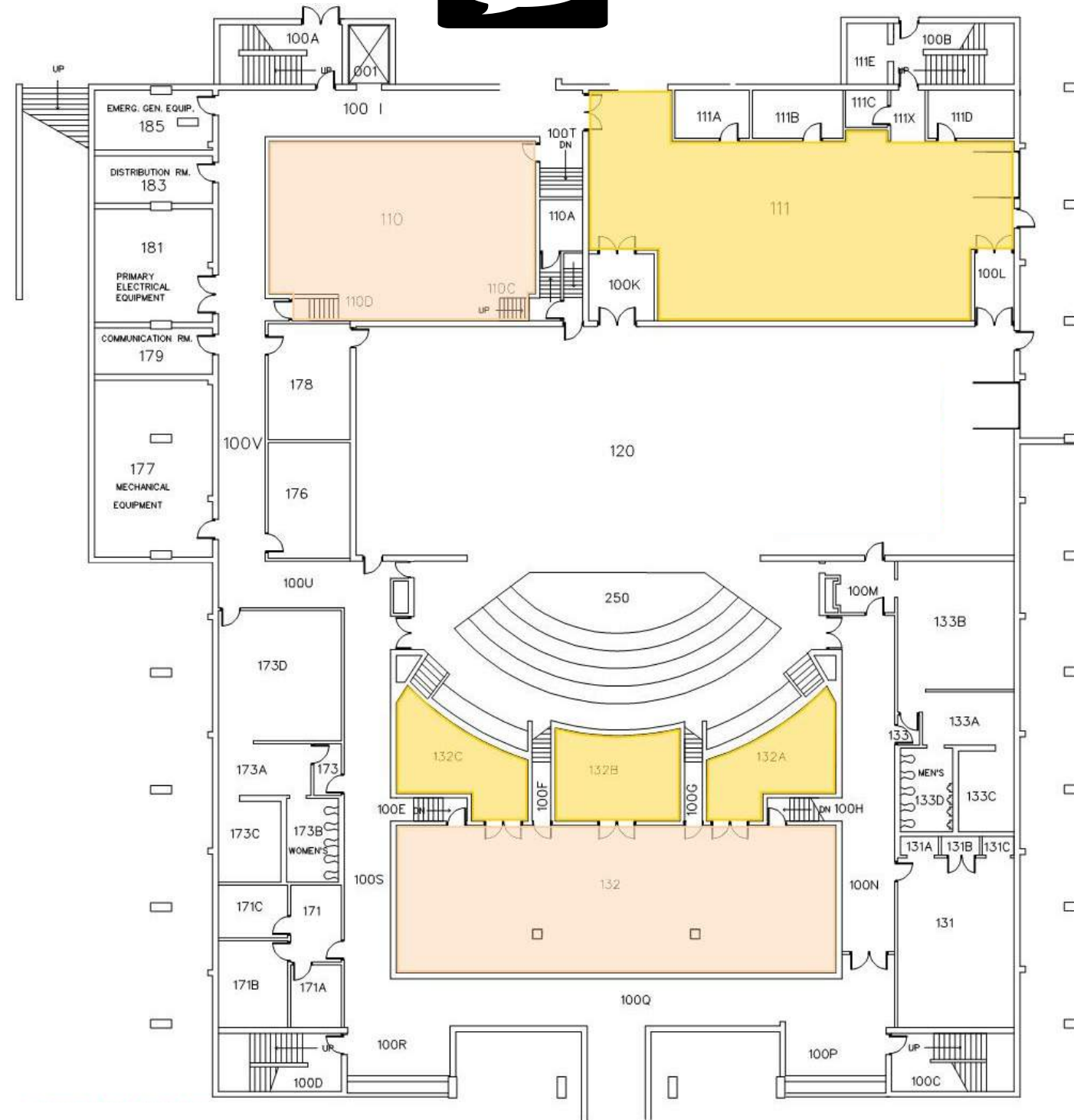
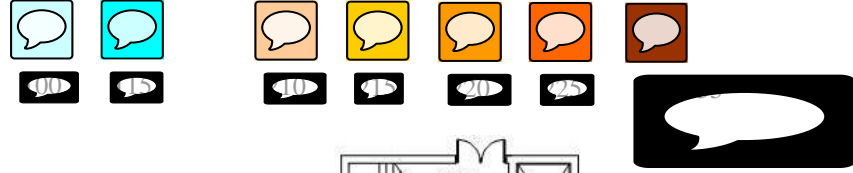
BLDG. #	BLDG.	Room	Room Name	FICM Room Type	ASF	Capacity	Assignment
2024	Laboratory Sciences	204	Chem Prep	215	722	0	Natural and Applied Sciences
2024	Laboratory Sciences	204A	Office	215	96	1	Natural and Applied Sciences
2024	Laboratory Sciences	204B	Balance	215	91	0	Natural and Applied Sciences
2024	Laboratory Sciences	204C	Preparation	215	583	0	Natural and Applied Sciences
2024	Laboratory Sciences	204D	Autoclave	215	91	0	Natural and Applied Sciences
2024	Laboratory Sciences	204F	Office	215	92	1	Natural and Applied Sciences
2024	Laboratory Sciences	204G	Plate Pouring	215	87	0	Natural and Applied Sciences
2024	Laboratory Sciences	204H	Volatile Storage	215	95	0	Natural and Applied Sciences
2024	Laboratory Sciences	204J	Chem Storage	215	665	0	Natural and Applied Sciences
2024	Laboratory Sciences	206	Chemistry	210	1390	24	Natural and Applied Sciences
2024	Laboratory Sciences	207A	Lab Prep	215	256	0	Natural and Applied Sciences
2024	Laboratory Sciences	207	Lab Prep	215	508	0	Natural and Applied Sciences
2024	Laboratory Sciences	208	Chemistry	210	1390	24	Natural and Applied Sciences
2024	Laboratory Sciences	210	Biology Lab	210	1345	24	Natural and Applied Sciences
2024	Laboratory Sciences	211	Biology Prep	215	879	0	Natural and Applied Sciences
2024	Laboratory Sciences	212	Biology Lab	210	1339	24	Natural and Applied Sciences
2024	Laboratory Sciences	213	Ecology Research	250	1169	0	Natural and Applied Sciences
2024	Laboratory Sciences	213A	Ecology Res. Supp.	255	254	4	Natural and Applied Sciences
2024	Laboratory Sciences	213B	Ecology Res. Supp.	255	258	4	Natural and Applied Sciences
2024	Laboratory Sciences	213C	Ecology Res. Supp.	255	225	2	Natural and Applied Sciences
2024	Laboratory Sciences	213D	Ecology Res. Supp.	250	213	4	Natural and Applied Sciences
2024	Laboratory Sciences	214	Ecology Lab	210	1343	24	Natural and Applied Sciences
2024	Laboratory Sciences	214A	Ecology Prep	215	453	0	Natural and Applied Sciences
2024	Laboratory Sciences	214B	Ante	215	43	0	Natural and Applied Sciences
2024	Laboratory Sciences	214C	Culture	215	82	0	Natural and Applied Sciences

BLDG. #	BLDG.	Room	Room Name	FICM Room Type	ASF	Capacity	Assignment
2024	Laboratory Sciences	301	Biology Research	250	776	0	Natural and Applied Sciences
2024	Laboratory Sciences	302	Biology Prep	215	779	0	Natural and Applied Sciences
2024	Laboratory Sciences	303	Biology Research	250	576	0	Natural and Applied Sciences
2024	Laboratory Sciences	303A	Balance	255	190	0	Natural and Applied Sciences
2024	Laboratory Sciences	303B	Instrument	255	189	0	Natural and Applied Sciences
2024	Laboratory Sciences	305	Biology Research	250	2121	0	Natural and Applied Sciences
2024	Laboratory Sciences	305A	Autoclave	250	548	0	Natural and Applied Sciences
2024	Laboratory Sciences	306	Biology Lab	210	1365	24	Natural and Applied Sciences
2024	Laboratory Sciences	307	Athletic Training	210	1129	16	Human Biology
2024	Laboratory Sciences	308	Athletic TR. Prep	215	569	0	Human Biology
2024	Laboratory Sciences	309	Cadaver Lab	220	1147	16	Human Biology
2024	Laboratory Sciences	310	Biology Lab	210	1352	24	Natural and Applied Sciences
2024	Laboratory Sciences	311	Physiology	250	951	24	Human Biology
2024	Laboratory Sciences	311A		255	277	0	Human Biology
2024	Laboratory Sciences	311B		255	119	0	Human Biology
2024	Laboratory Sciences	311C	Restroom / Shower	255	85	0	Human Biology
2024	Laboratory Sciences	316	A&P Lab	210	1390	24	Human Biology
2024	Laboratory Sciences	318	Preparation	215	676	0	Human Biology
2024	Laboratory Sciences	318A	Preparation	215	121	0	Human Biology
2024	Laboratory Sciences	319	Lab	210	1390	24	Human Biology

BLDG. #	BLDG.	Room	Room Name	FICM Room Type	ASF	Capacity	Assignment
2024	Laboratory Sciences	401	Research	250	1832	2	Natural and Applied Sciences
2024	Laboratory Sciences	406	Chemistry Lab	210	1366	24	Natural and Applied Sciences
2024	Laboratory Sciences	408	Chemistry	215	506	0	Natural and Applied Sciences
2024	Laboratory Sciences	418	Environ. Sys. Res.	250	2000	0	Natural and Applied Sciences
2024	Laboratory Sciences	419	Kinetics Lab	210	1339	24	Natural and Applied Sciences
2024	Laboratory Sciences	419A	Kinetics Prep	215	175	0	Natural and Applied Sciences
2024	Laboratory Sciences	420	Chemistry Research	250	863	0	Natural and Applied Sciences
2024	Laboratory Sciences	421	Nutrition	250	812	0	Natural and Applied Sciences
2024	Laboratory Sciences	421A	Nutrition Prep	255	20	0	Natural and Applied Sciences
2024	Laboratory Sciences	421B	Nutrition Prep	255	20	0	Natural and Applied Sciences
2024	Laboratory Sciences	428	Chemistry Research	250	850	1	Natural and Applied Sciences
2024	Laboratory Sciences	436	Chemistry Research	250	767	2	Natural and Applied Sciences
2024	Laboratory Sciences	442	Equipment	215	93	0	Natural and Applied Sciences

2027 Theatre Hall

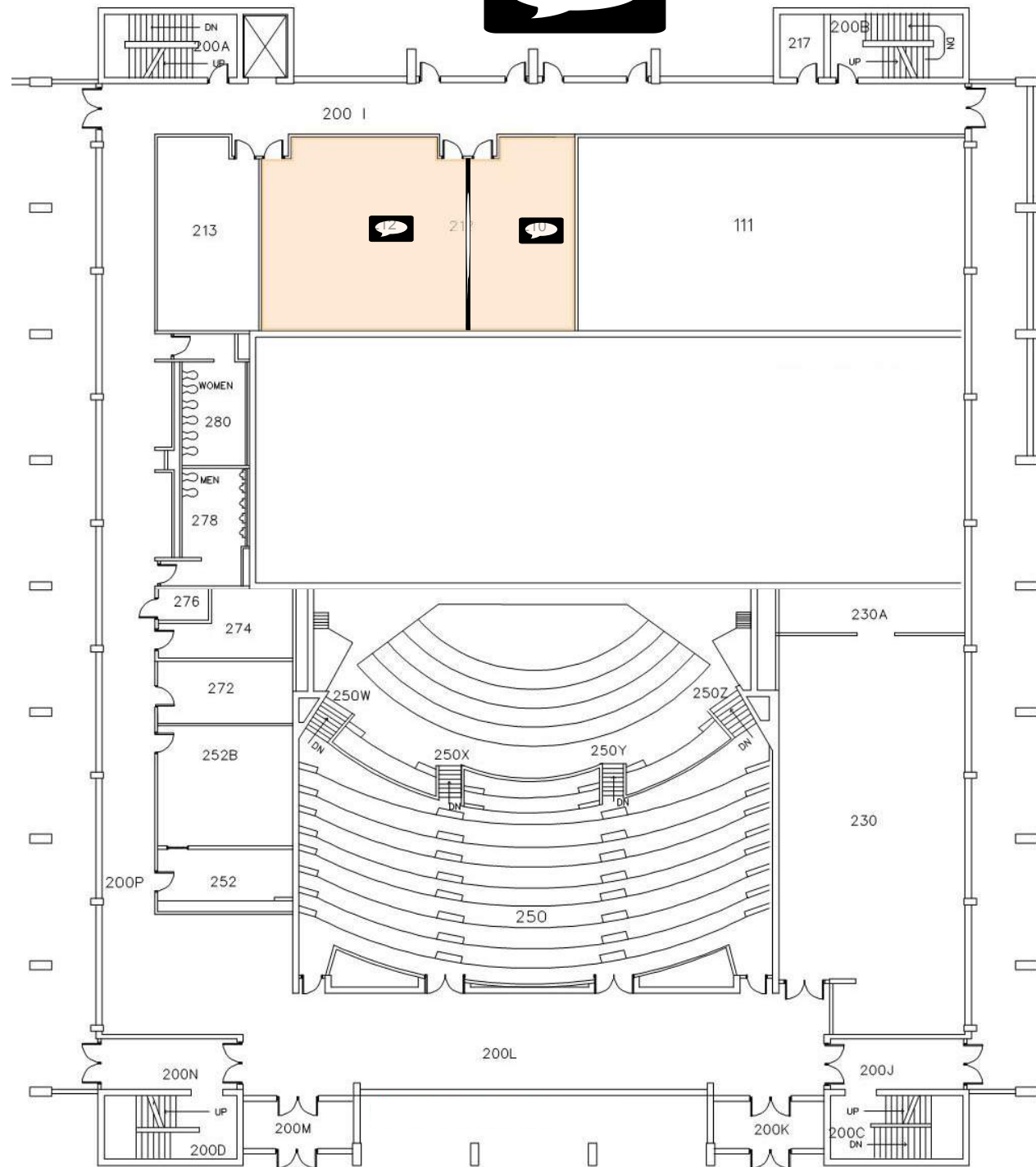
Primary Use Type



First Floor

2027 Theatre Hall

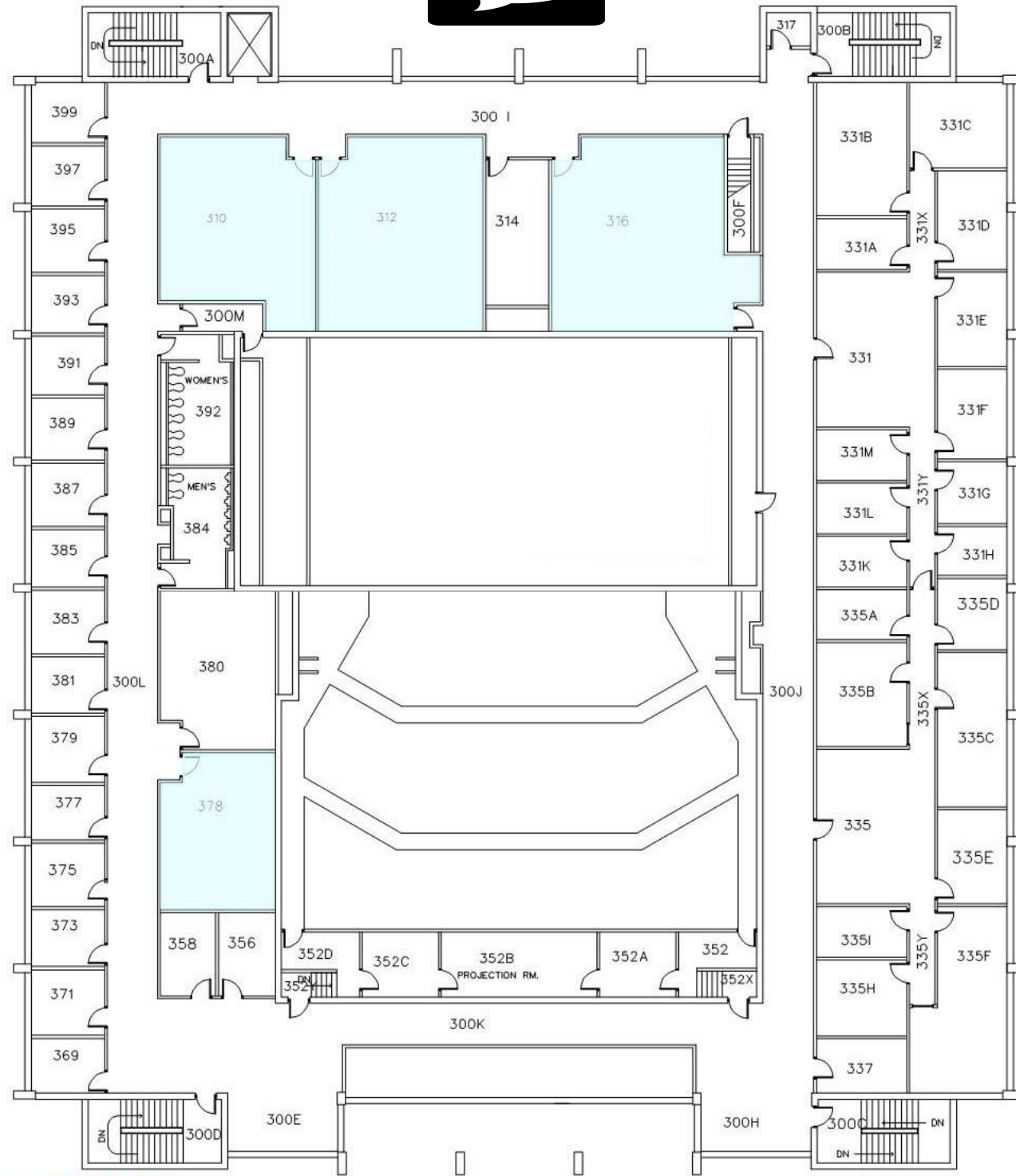
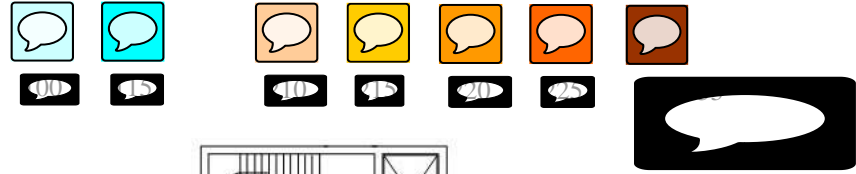
Primary Use Type



Second Floor

2027 Theatre Hall

Primary Use Type

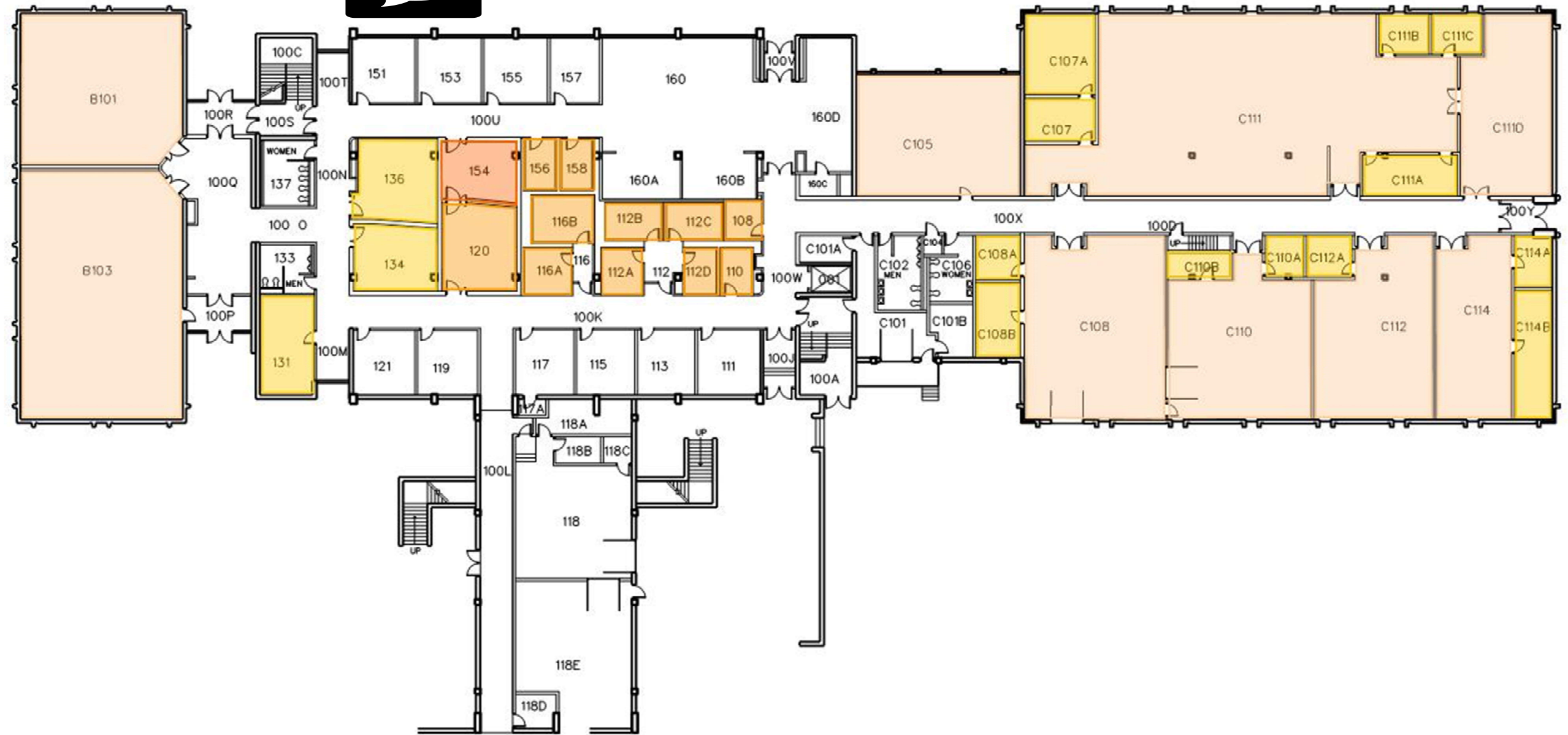



Third Floor

BLDG. #	BLDG.	Room	Room Name	FICM Room Type	ASF	Capacity	Assignment
2027	Theater Hall	110	Acting Studio	210	1339	40	Performing Arts - Theatre
2027	Theater Hall	111	Scene Shop	215	2042	0	Performing Arts - Theatre
2027	Theater Hall	132	Tap Studio	210	1875	50	Performing Arts - Theatre
2027	Theater Hall	132A	Storage	215	278	0	Performing Arts - Theatre
2027	Theater Hall	132B	Storage	215	318	0	Performing Arts - Theatre
2027	Theater Hall	132C	Storage	215	278	0	Performing Arts - Theatre
2027	Theater Hall	210	Acting Studio	210	463	20	Performing Arts - Theatre
2027	Theater Hall	212	Acting Studio	210	1469	60	Performing Arts - Theatre
2027	Theater Hall	310	Classroom	110	700	32	Registrar
2027	Theater Hall	312	Classroom	110	770	40	Registrar
2027	Theater Hall	316	Classroom	110	946	34	Registrar
2027	Theater Hall	378	Classroom	110	430	18	Registrar

2030 Studio Arts

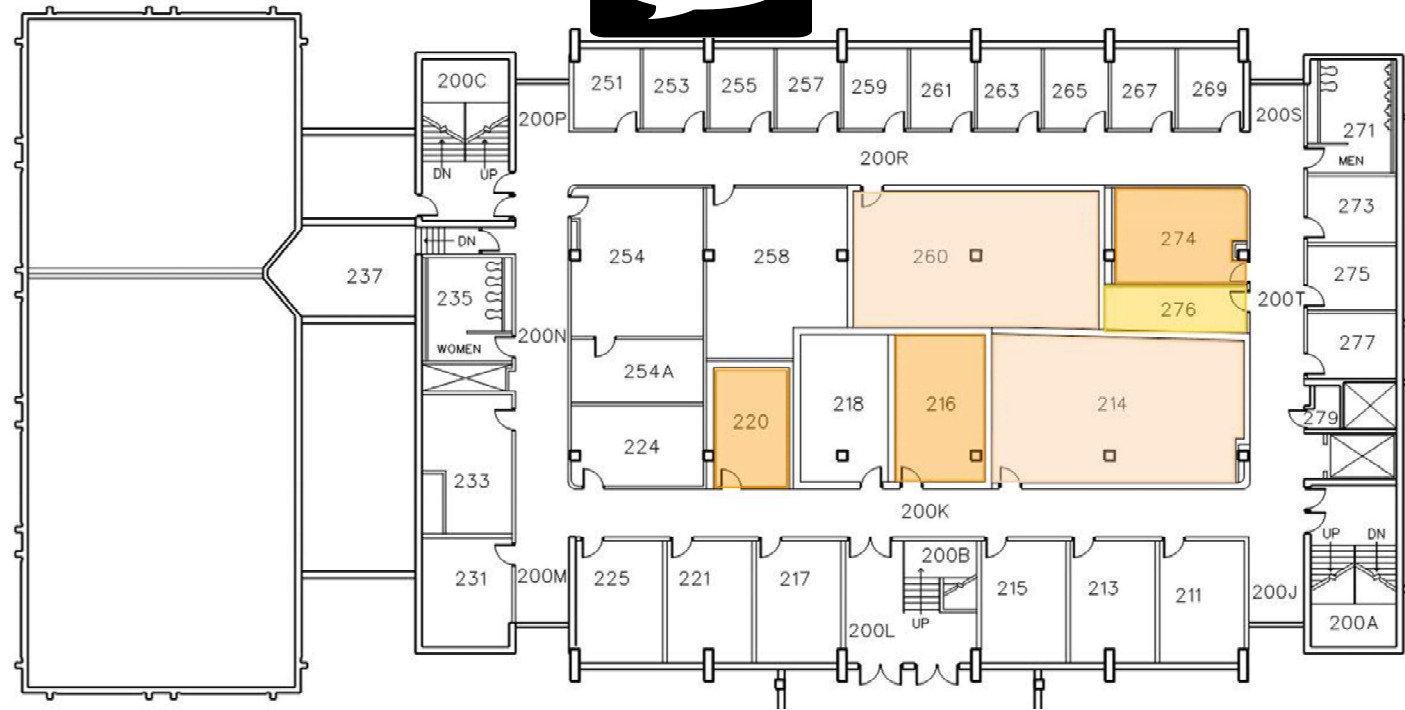

Primary Use Type



First Floor

2030 Studio Arts

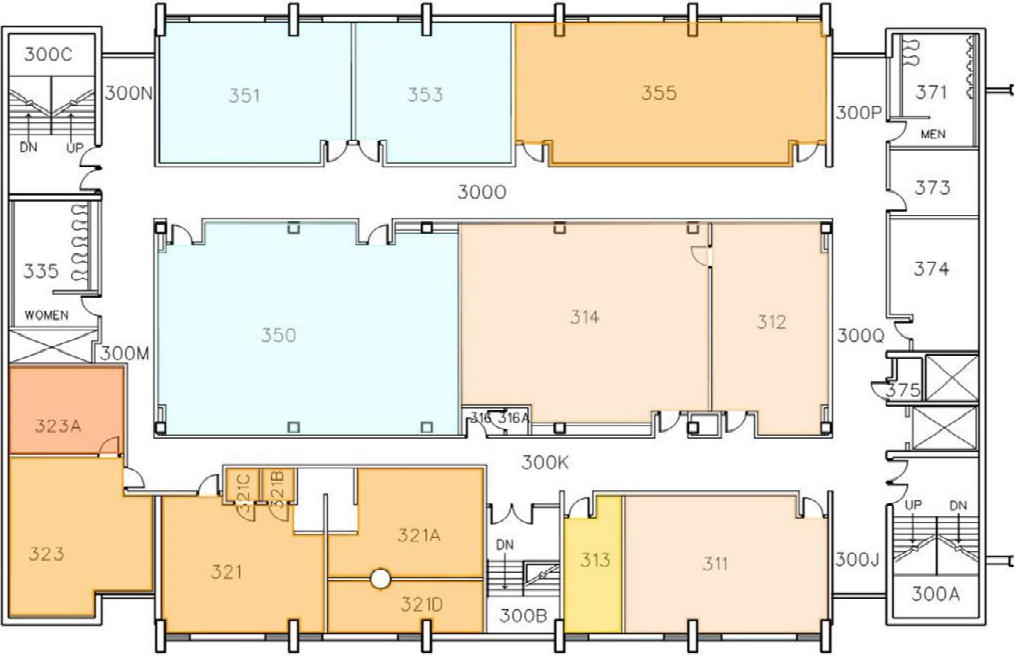
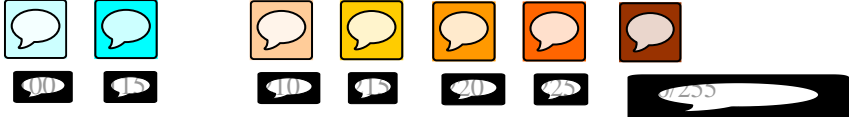
Primary Use Type



Second Floor

2030 Studio Arts

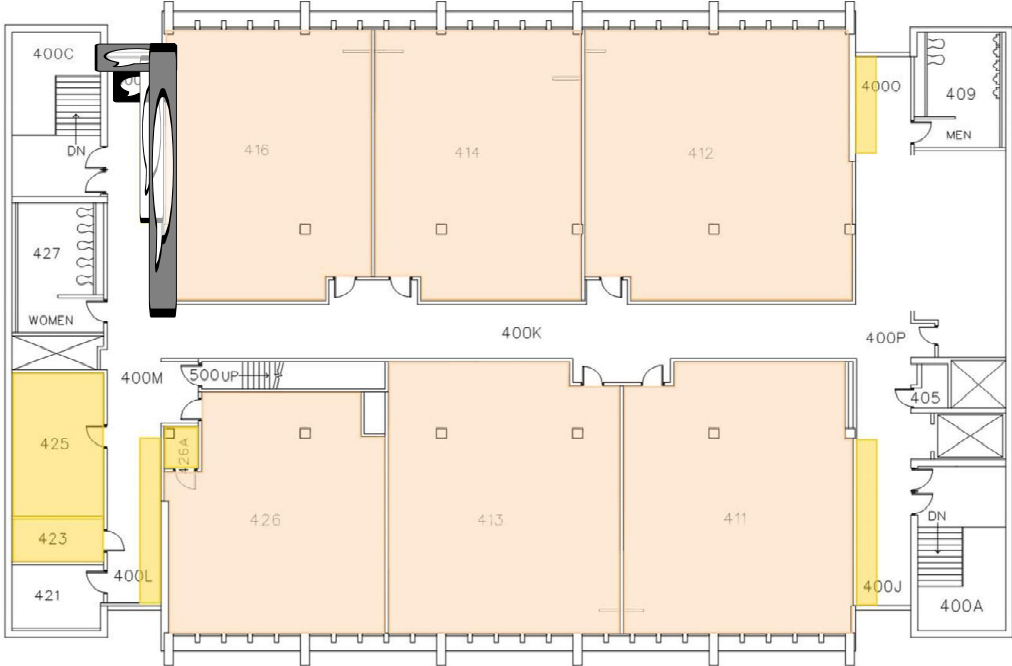
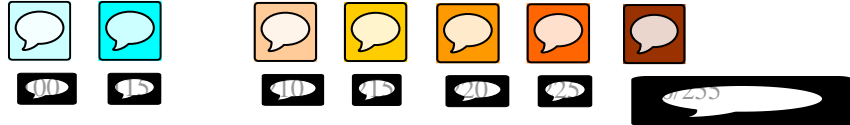
Primary Use Type



Third Floor

2030 Studio Arts

Primary Use Type



Fourth Floor

BLDG. #	BLDG.	Room	Room Name	FICM Room Type	ASF	Capacity	Assignment
2030	Studio Arts	B101	Choir/Ensemble	210	1480	100	Music
2030	Studio Arts	B103	Band room	210	2440	140	Music
2030	Studio Arts	108	Practice Room	220	83	0	Music
2030	Studio Arts	110	Practice Room	220	84	1	Music
2030	Studio Arts	112A	Practice Room	220	111	1	Music
2030	Studio Arts	112B	Practice Room	220	120	1	Music
2030	Studio Arts	112C	Practice Room	220	120	1	Music
2030	Studio Arts	112D	Practice Room	220	87	1	Music
2030	Studio Arts	116A	Practice Room	220	130	1	Music
2030	Studio Arts	116B	Practice Room	220	168	1	Music
2030	Studio Arts	120	Percussion Studio	220	395	4	Music
2030	Studio Arts	131	Storage	215	420	0	Music
2030	Studio Arts	134	Storage	215	333	0	Music
2030	Studio Arts	136	Instru. Lockers	215	406	0	Music
2030	Studio Arts	154	Percussion St	225	263	0	Music
2030	Studio Arts	156	Practice Room	220	92	1	Music
2030	Studio Arts	158	Practice Room	220	93	1	Music

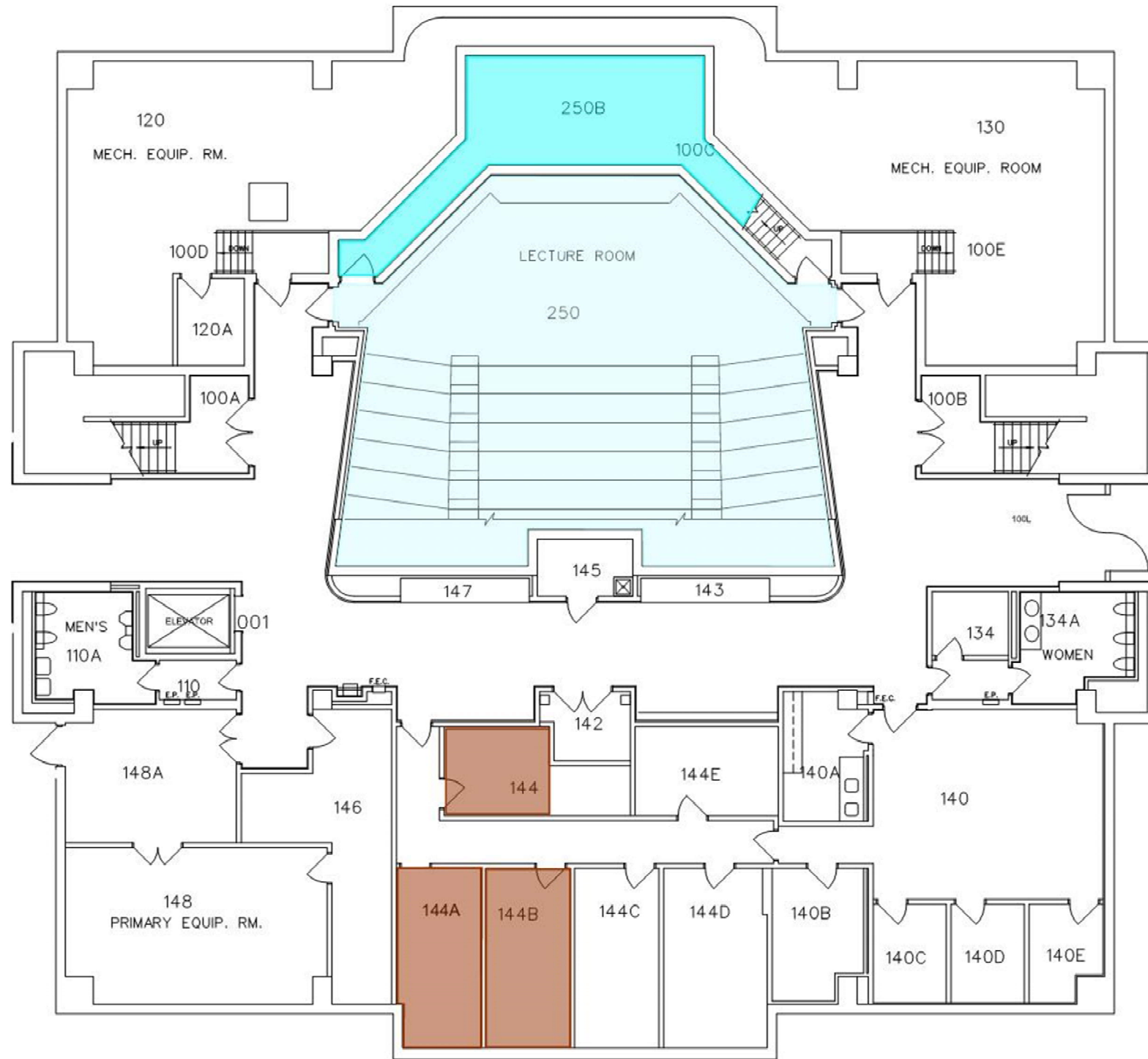

BLDG. #	BLDG.	Room	Room Name	FICM Room Type	ASF	Capacity	Assignment
2030	Studio Arts	C105	Art Studio	210	1220	16	Art and Visual Design
2030	Studio Arts	C107	Storage	215	640	1	Art and Visual Design
2030	Studio Arts	C107A	Storage	215	186	1	Art and Visual Design
2030	Studio Arts	C108	3D/Sculp/Wood	210	1534	15	Art and Visual Design
2030	Studio Arts	C108A	Storage	215	120	0	Art and Visual Design
2030	Studio Arts	C108B	Storage	215	200	0	Art and Visual Design
2030	Studio Arts	C110	Woodworking	210	1336	10	Art and Visual Design
2030	Studio Arts	C110A	Storage	215	110	0	Art and Visual Design
2030	Studio Arts	C110B	Storage	215	83	0	Art and Visual Design
2030	Studio Arts	C111	Ceramics Studio	210	3824	38	Art and Visual Design
2030	Studio Arts	C111A	Ceramics Studio	215	230	0	Art and Visual Design
2030	Studio Arts	C111B	Ceramics Studio	215	114	0	Art and Visual Design
2030	Studio Arts	C111C	Ceramics Studio	215	114	0	Art and Visual Design
2030	Studio Arts	C111D	Ceramics / Kiln	210	818	0	Art and Visual Design
2030	Studio Arts	C112	Jewelry/Metals	210	1170	20	Art and Visual Design
2030	Studio Arts	C112A	Storage	215	120	0	Art and Visual Design
2030	Studio Arts	C114	Printmaking Studio	210	818	12	Art and Visual Design
2030	Studio Arts	C114A	Storage	215	120	0	Art and Visual Design
2030	Studio Arts	C114B	Storage	215	280	0	Art and Visual Design
2030	Studio Arts	214	Music Lab	210	814	30	Music
2030	Studio Arts	216	Practice Room	220	294	1	Music
2030	Studio Arts	220	Practice Room	220	186	2	Music
2030	Studio Arts	260	Keyboard Room	210	751	11	Music
2030	Studio Arts	274	Lighting	220	278	2	Art and Visual Design
2030	Studio Arts	276	Storage	215	142	0	Art and Visual Design

BLDG. #	BLDG.	Room	Room Name	FICM Room Type	ASF	Capacity	Assignment
2030	Studio Arts	311	Photography	210	596	20	Art and Visual Design
2030	Studio Arts	312	Graphic Design	210	509	18	Art and Visual Design
2030	Studio Arts	313	Storage	215	189	0	Art and Visual Design
2030	Studio Arts	314	Graphic Design	210	1106	18	Art and Visual Design
2030	Studio Arts	321	Dark Room	220	502	5	Art and Visual Design
2030	Studio Arts	321A	Film Process	220	378	7	Art and Visual Design
2030	Studio Arts	321B	Storage	220	27	0	Art and Visual Design
2030	Studio Arts	321C	Storage	220	27	0	Art and Visual Design
2030	Studio Arts	321D	Dark Room	220	186	0	Art and Visual Design
2030	Studio Arts	323	Comp Photo	220	458	12	Art and Visual Design
2030	Studio Arts	323A	Storage	225	227	1	Art and Visual Design
2030	Studio Arts	350	Classroom	110	1335	70	Registrar
2030	Studio Arts	351	Classroom	110	565	28	Registrar
2030	Studio Arts	353	Classroom	110	455	31	Registrar
2030	Studio Arts	355	Language Resour.	220	883	25	Modern Languages

BLDG. #	BLDG.	Room	Room Name	FICM Room Type	ASF	Capacity	Assignment
2030	Studio Arts	400J	Lockers	215	104	0	Art and Visual Design
2030	Studio Arts	400L	Lockers	215	64	0	Art and Visual Design
2030	Studio Arts	400O	Lockers	215	64	0	Art and Visual Design
2030	Studio Arts	411	2D Photo Studio	210	1300	16	Art and Visual Design
2030	Studio Arts	412	Water Color St.	210	1506	16	Art and Visual Design
2030	Studio Arts	413	Drawing Studio	210	1285	16	Art and Visual Design
2030	Studio Arts	414	Painting Studio	210	1164	16	Art and Visual Design
2030	Studio Arts	416	Fiber/Textiles St.	210	1164	20	Art and Visual Design
2030	Studio Arts	423	Storage	215	88	0	Art and Visual Design
2030	Studio Arts	425	Storage	215	284	0	Art and Visual Design
2030	Studio Arts	426	Intermediate Dr.	210	1035	16	Art and Visual Design
2030	Studio Arts	426A	Dressing Rm.	215	30	0	Art and Visual Design

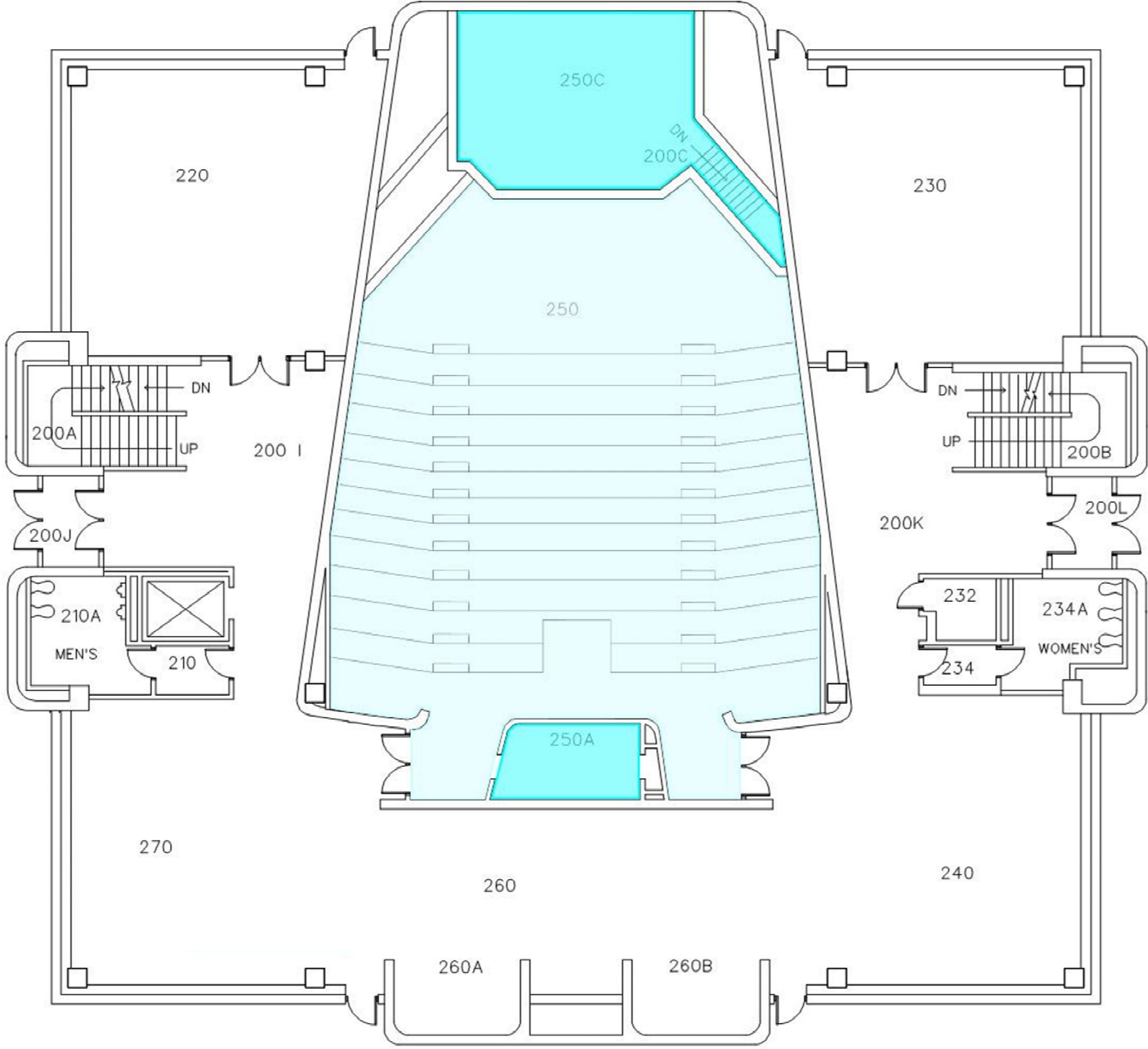

2035 Rose Hall

Primary Use Type

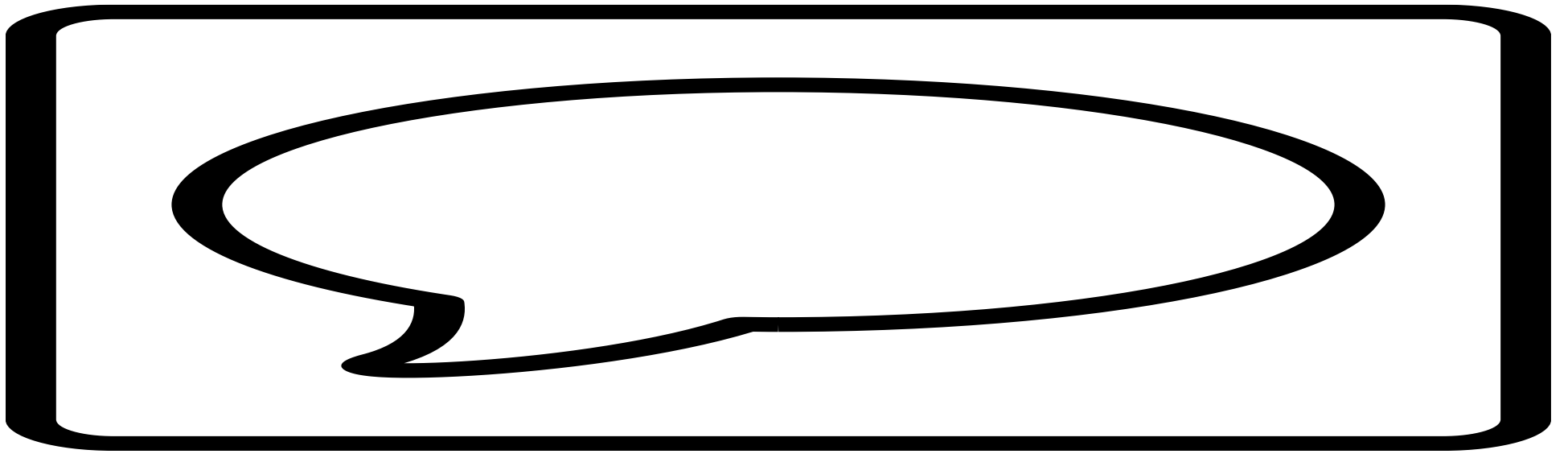


First Floor

Primary Use Type



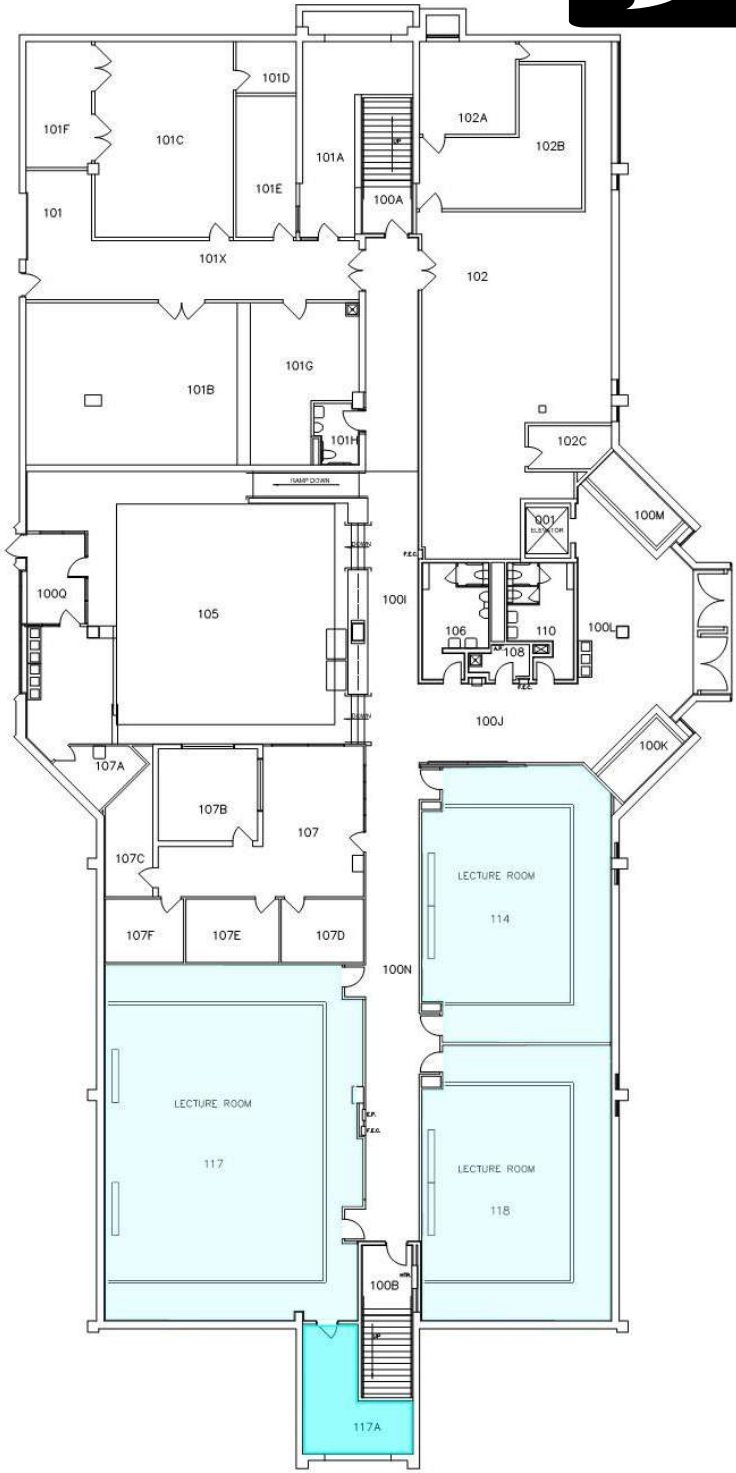
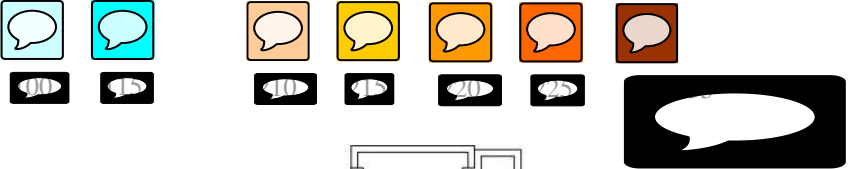
Second Floor



BLDG. #	BLDG.	Room	Room Name	FICM Room Type	ASF	Capacity	Assignment
2035	John M Rose Hall	144	Waiting Room	250	100	0	Psychology
2035	John M Rose Hall	144A	Break Room	255	168	0	Psychology
2035	John M Rose Hall	144B	Research Room	250	171	0	Psychology
2035	John M Rose Hall	250	Lecture Hall	110	1911	267	Registrar
2035	John M Rose Hall	250A	Storage	115	128	0	Registrar
2035	John M Rose Hall	250B	Storage	115	411	0	Registrar
2035	John M Rose Hall	250C	Projection Room	115	442	0	Registrar

2036 Wood Hall

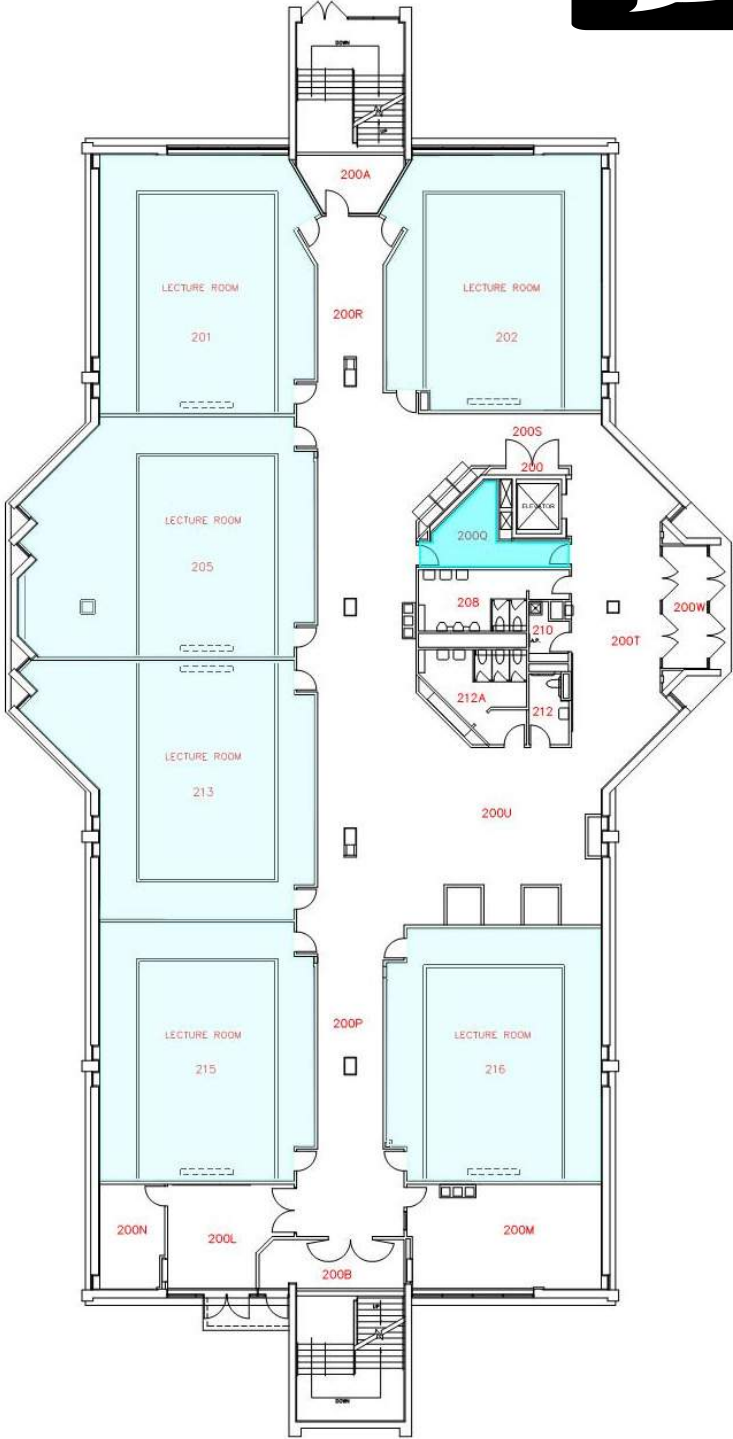
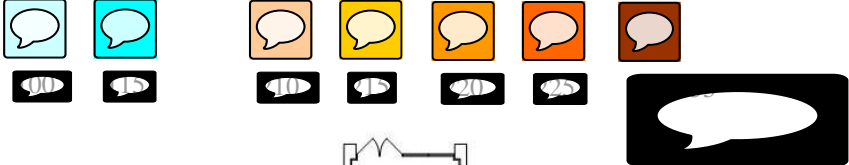
Primary Use Type



First Floor

2036 Wood Hall

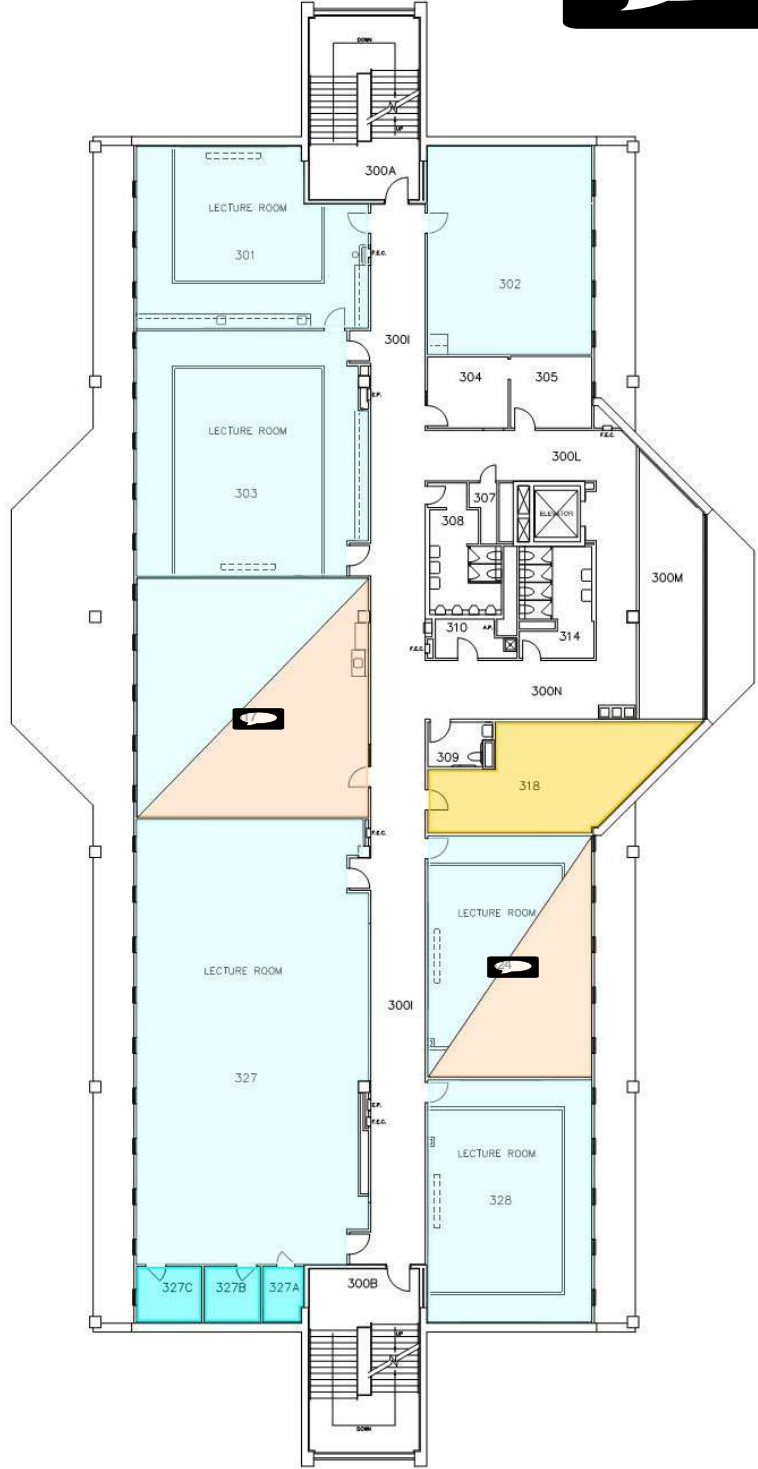
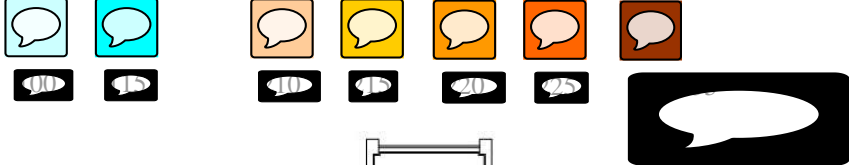
Primary Use Type



Second Floor

2036 Wood Hall

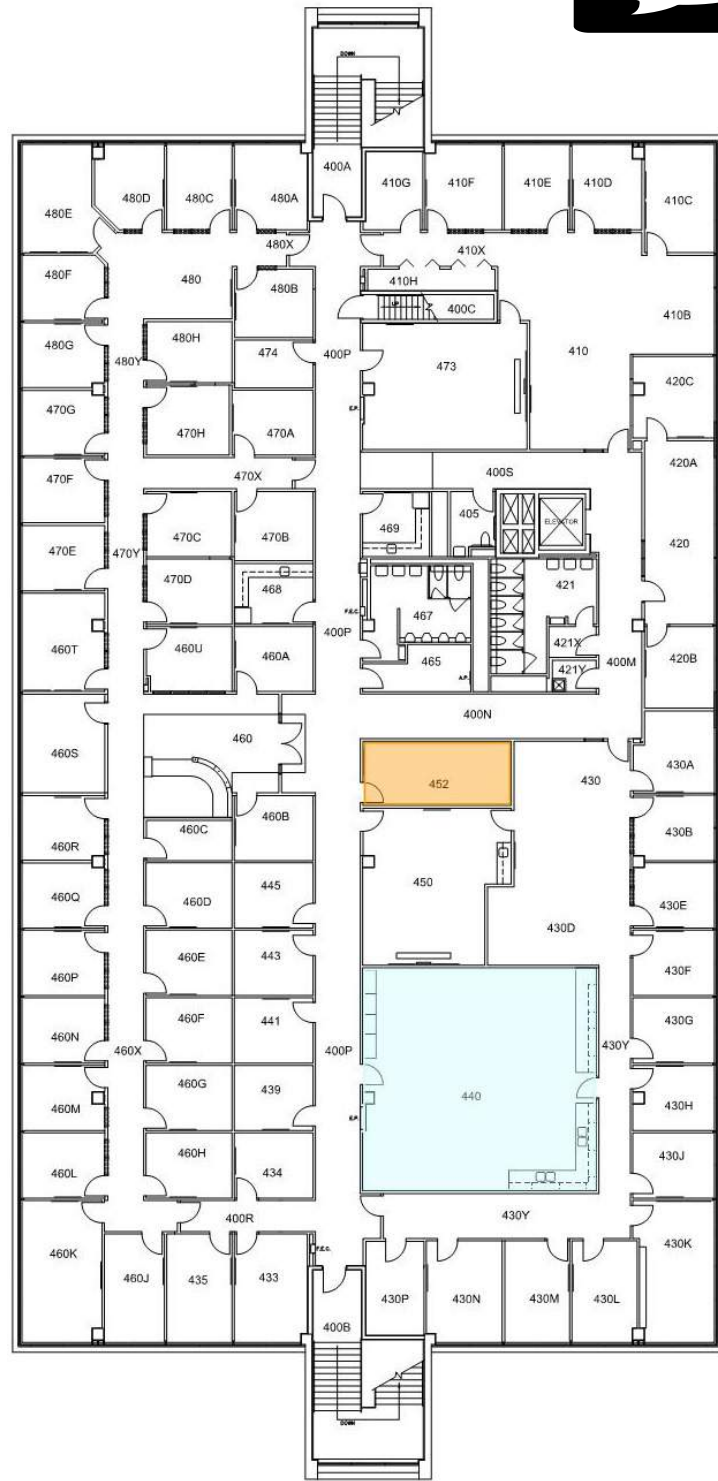
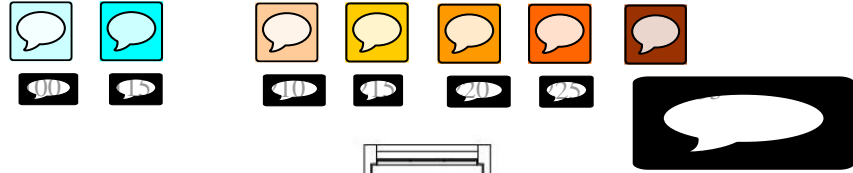
Primary Use Type



Third Floor

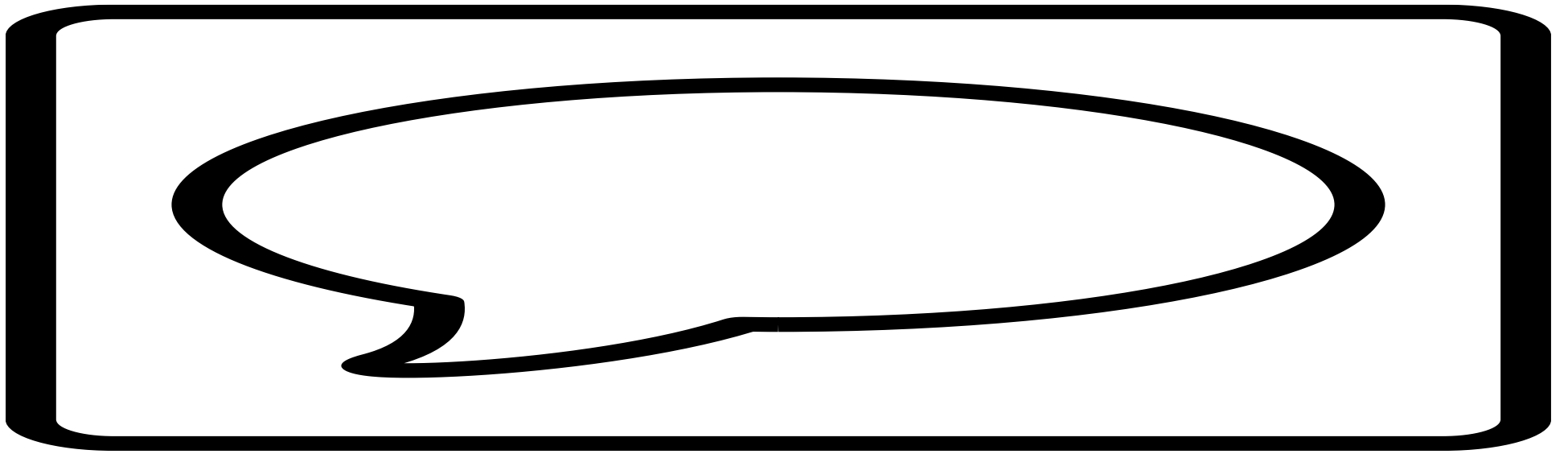
2036 Wood Hall

Primary Use Type



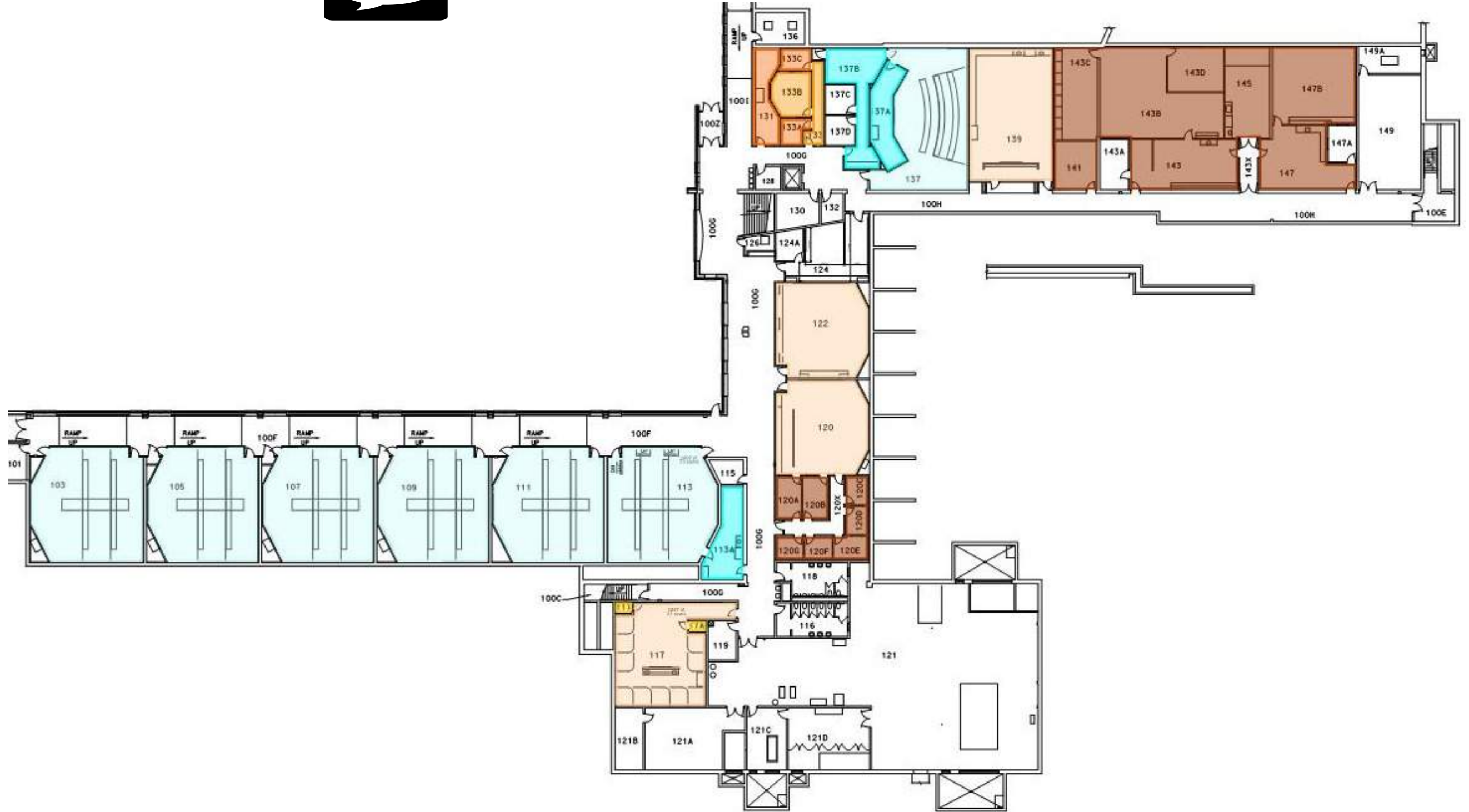
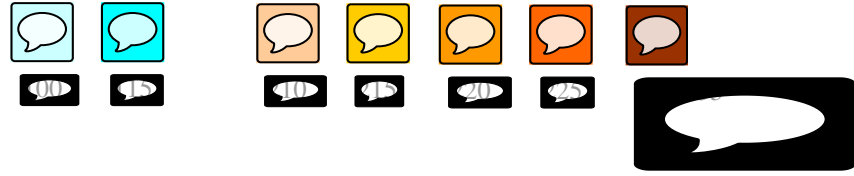
Fourth Floor

BLDG. #	BLDG.	Room	Room Name	FICM Room Type	ASF	Capacity	Assignment
2036	LG Wood Hall	114	Classroom	110	1137	42	Registrar
2036	LG Wood Hall	117	Classroom	110	2110	80	Registrar
2036	LG Wood Hall	117A	Storage	115	230	0	Registrar
2036	LG Wood Hall	118	Classroom	110	1161	42	Registrar
2036	LG Wood Hall	200Q	Storage	115	155	0	Registrar
2036	LG Wood Hall	201	Classroom	110	1247	44	Registrar
2036	LG Wood Hall	205	Classroom	110	1491	50	Registrar
2036	LG Wood Hall	213	Classroom	110	1410	48	Registrar
2036	LG Wood Hall	215	Classroom	110	1254	48	Registrar
2036	LG Wood Hall	216	Classroom	110	1223	48	Registrar
2036	LG Wood Hall	301	Classroom	110	846	24	Registrar
2036	LG Wood Hall	302	Phuture Phoenix	110	731	30	Registrar
2036	LG Wood Hall	303	Classroom	110	1212	50	Registrar
2036	LG Wood Hall	317	Nursing	210	1200	12	Nursing and Health Studies
2036	LG Wood Hall	318	Storage	215	468	0	Nursing and Health Studies
2036	LG Wood Hall	324	Nursing	210	871	10	Nursing and Health Studies
2036	LG Wood Hall	327	Classroom	110	2218	45	Registrar
2036	LG Wood Hall	327A	Storage	115	49	0	Registrar
2036	LG Wood Hall	327B	Storage	115	70	0	Registrar
2036	LG Wood Hall	327C	Storage	115	80	0	Registrar
2036	LG Wood Hall	328	Classroom	110	878	30	Registrar
2036	LG Wood Hall	440	Classroom	110	1135	36	Registrar
2036	LG Wood Hall	452	EDUC TPA Lab	220	209	3	Dean of Health, Education and Social Welfare



2052 Mary Ann Cofrin Hall

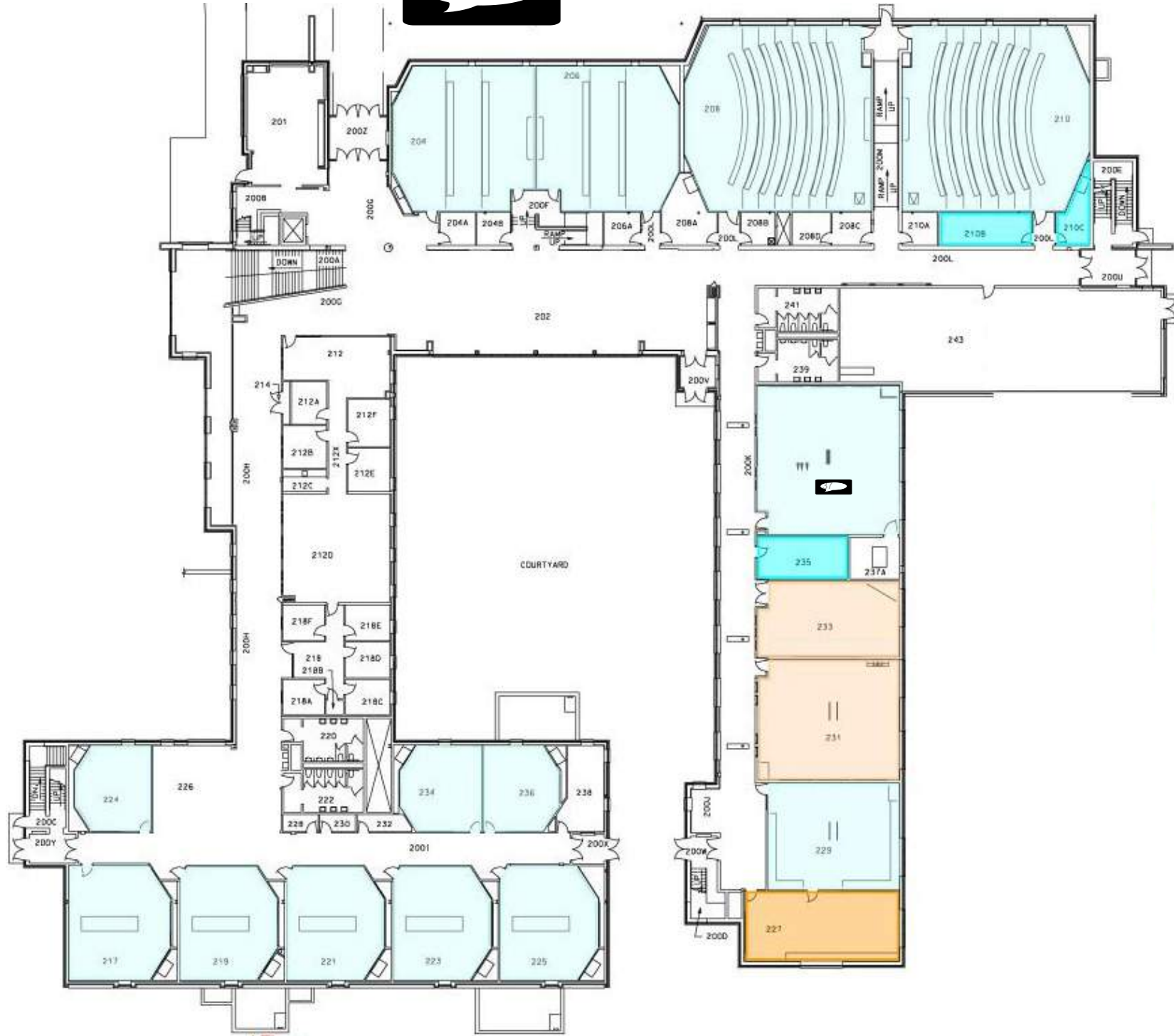
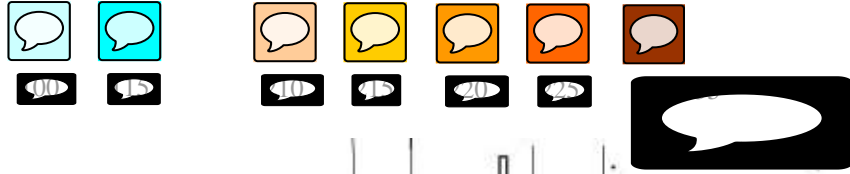
Primary Use Type



First Floor

2052 Mary Ann Cofrin Hall

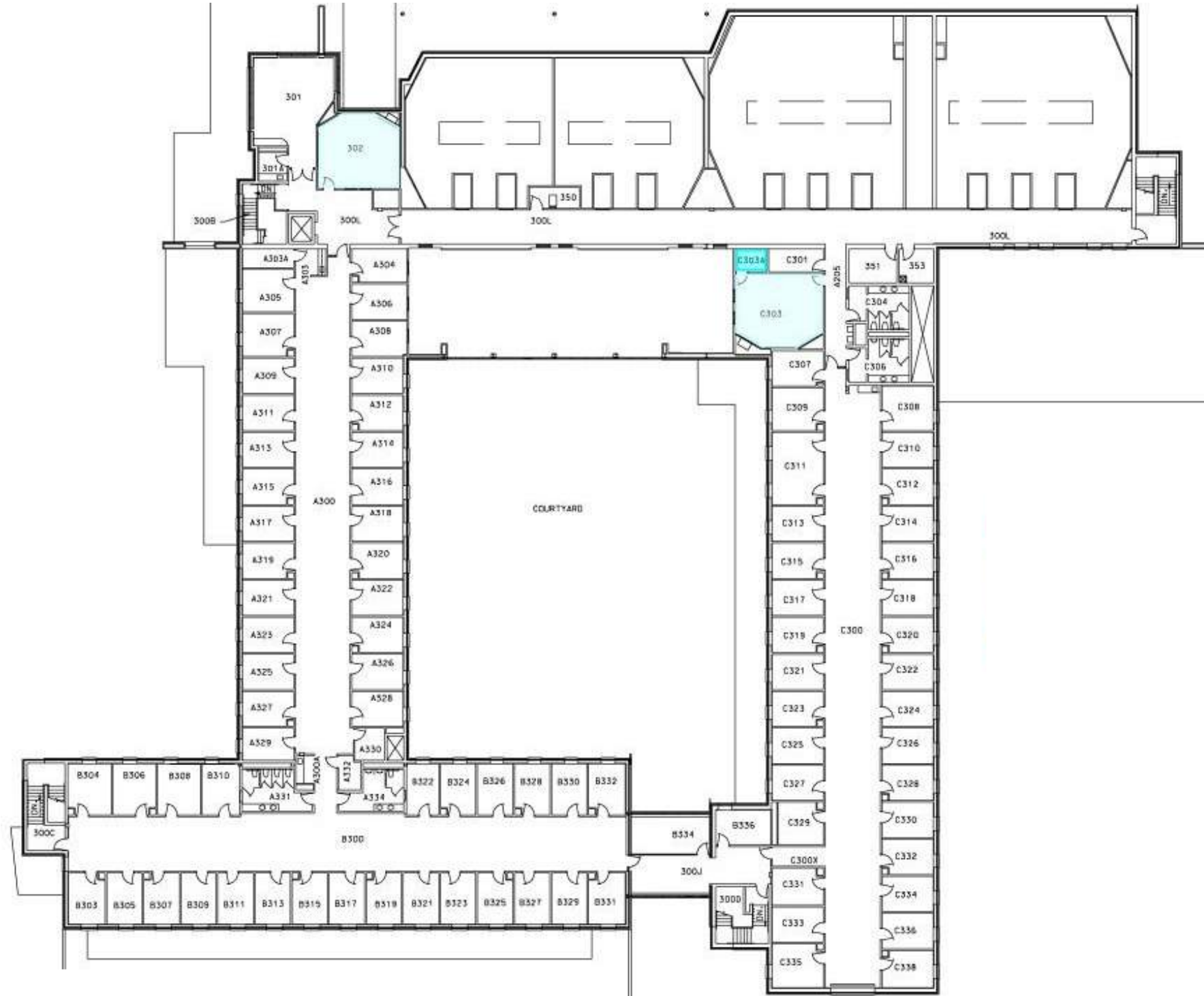

Primary Use Type



Second Floor

2052 Mary Ann Cofrin Hall

Primary Use Type



Third Floor

BLDG. #	BLDG.	Room	Room Name	FICM Room Type	ASF	Capacity	Assignment
2052	Mary Ann Cofrin Hall	103	Classroom	110	1608	75	Registrar
2052	Mary Ann Cofrin Hall	105	Classroom	110	1608	75	Registrar
2052	Mary Ann Cofrin Hall	107	Classroom	110	1608	75	Registrar
2052	Mary Ann Cofrin Hall	109	Classroom	110	1608	75	Registrar
2052	Mary Ann Cofrin Hall	111	Classroom	110	1608	67	Registrar
2052	Mary Ann Cofrin Hall	113	Classroom	110	1608	72	Registrar
2052	Mary Ann Cofrin Hall	113A	Preparation	115	394	0	Registrar
2052	Mary Ann Cofrin Hall	117	Nursing Lab	210	1267	10	Nursing and Health Studies
2052	Mary Ann Cofrin Hall	117A	Storage	215	24	0	Nursing and Health Studies
2052	Mary Ann Cofrin Hall	117B	Storage	215	24	0	Nursing and Health Studies
2052	Mary Ann Cofrin Hall	120	NSA Lab	210	1065	30	Computer Sciences
2052	Mary Ann Cofrin Hall	120A	Project Prep	250	142	8	Psychology
2052	Mary Ann Cofrin Hall	120B	Project Room	250	144	8	Psychology
2052	Mary Ann Cofrin Hall	120C		250	87	2	Psychology
2052	Mary Ann Cofrin Hall	120D		250	87	2	Psychology
2052	Mary Ann Cofrin Hall	120E		250	108	0	Psychology
2052	Mary Ann Cofrin Hall	120F		250	84	1	Psychology
2052	Mary Ann Cofrin Hall	120G		250	84	1	Psychology

BLDG. #	BLDG.	Room	Room Name	FICM Room Type	ASF	Capacity	Assignment
2052	Mary Ann Cofrin Hall	122	Computer Lab	210	1120	25	Computer Sciences
2052	Mary Ann Cofrin Hall	131	Observation	225	212	0	Social Work
2052	Mary Ann Cofrin Hall	133	Dist. Ed.	220	614	10	Social Work
2052	Mary Ann Cofrin Hall	133A	Lab	225	104	0	Social Work
2052	Mary Ann Cofrin Hall	133B	Lab	220	237	0	Social Work
2052	Mary Ann Cofrin Hall	133C	Lab	225	113	0	Social Work
2052	Mary Ann Cofrin Hall	137A	A/V	115	313	0	Registrar
2052	Mary Ann Cofrin Hall	137B	Dist. Production	115	496	0	Registrar
2052	Mary Ann Cofrin Hall	137	Dist. Learn. Class.	110	1315	24	Registrar
2052	Mary Ann Cofrin Hall	139	Field Biology	210	1406	24	Natural and Applied Sciences
2052	Mary Ann Cofrin Hall	141	WSO	250	276	1	Natural and Applied Sciences
2052	Mary Ann Cofrin Hall	143	Richter Work	250	735	8	Natural and Applied Sciences
2052	Mary Ann Cofrin Hall	143B	Richter Collections	255	1088	0	Natural and Applied Sciences
2052	Mary Ann Cofrin Hall	143C	Richter Collections	255	525	0	Natural and Applied Sciences
2052	Mary Ann Cofrin Hall	143D	Richter Collections	255	310	0	Natural and Applied Sciences
2052	Mary Ann Cofrin Hall	145	Richter Prep	255	497	4	Natural and Applied Sciences
2052	Mary Ann Cofrin Hall	147	Herb Work	255	618	4	Natural and Applied Sciences
2052	Mary Ann Cofrin Hall	147B	Herb collection	255	833	0	Natural and Applied Sciences

BLDG. #	BLDG.	Room	Room Name	FICM Room Type	ASF	Capacity	Assignment
2052	Mary Ann Cofrin Hall	204	Classroom	110	1623	74	Registrar
2052	Mary Ann Cofrin Hall	206	Classroom	110	1623	74	Registrar
2052	Mary Ann Cofrin Hall	208	Lecture	110	2220	122	Registrar
2052	Mary Ann Cofrin Hall	210	Lecture	110	2740	128	Registrar
2052	Mary Ann Cofrin Hall	210B	Storage	115	248	0	Registrar
2052	Mary Ann Cofrin Hall	210C	Storage	115	167	0	Registrar
2052	Mary Ann Cofrin Hall	217	Classroom	110	910	40	Registrar
2052	Mary Ann Cofrin Hall	219	Classroom	110	879	40	Registrar
2052	Mary Ann Cofrin Hall	221	Classroom	110	866	40	Registrar
2052	Mary Ann Cofrin Hall	223	Classroom	110	880	40	Registrar
2052	Mary Ann Cofrin Hall	224	Classroom	110	518	24	Registrar
2052	Mary Ann Cofrin Hall	225	Classroom	110	834	40	Registrar
2052	Mary Ann Cofrin Hall	227	Vets Lounge	220	331	11	Provost
2052	Mary Ann Cofrin Hall	229	GIS Classroom	110	1110	30	Registrar
2052	Mary Ann Cofrin Hall	231	Cart. Classroom	210	1347	12	Engineering
2052	Mary Ann Cofrin Hall	233	Environ. Des. Lab	210	827	18	Registrar
2052	Mary Ann Cofrin Hall	234	Classroom	110	550	24	Registrar
2052	Mary Ann Cofrin Hall	235	Map Storage	115	306	0	Registrar
2052	Mary Ann Cofrin Hall	236	Classroom	110	515	24	Registrar
2052	Mary Ann Cofrin Hall	237	Geo. Classroom	110	1652	50	Registrar
2052	Mary Ann Cofrin Hall	302	Classroom	110	440	18	Registrar
2052	Mary Ann Cofrin Hall	C303	Classroom	110	428	22	Registrar
2052	Mary Ann Cofrin Hall	C303A	Storage	115	53	0	Registrar



UNIVERSITY of WISCONSIN
GREEN BAY

UW-GREEN BAY CAMPUS SPACE ASSESSMENT Functionality and Physical Condition



DFD Project No. 21C1U

Engberg Anderson Project No. 203162

July 22, 2022

This page is intentionally left blank.

Table of Contents

EXECUTIVE SUMMARY

Overview 3

 Methodology 3

 Supporting Documents

Building Condition Summary 3

 Structure

 Classrooms, Labs, and Offices

 Circulation / Concourse

 Restrooms

 Back of House

 Summary of Findings by Building

Conclusion 5

INDIVIDUAL BUILDING BREAKDOWNS

2022 Environmental Sciences Building 7

 Physical Condition Summary

 Structural Bay Spacing

 Functional Condition summary

2023 Instructional Services Building 17

 Physical Condition Summary

 Structural Bay Spacing

 Functional Condition summary

2024 Laboratory Sciences Building 23

 Physical Condition Summary

 Structural Bay Spacing

 Functional Condition summary

2025 David A. Cofrin Library 35

 Physical Condition Summary

 Structural Bay Spacing

 Functional Condition summary

2027 Theatre Hall 47

 Physical Condition Summary

 Structural Bay Spacing

 Functional Condition summary

2028 Kress Events Center 57

 Physical Condition Summary

 Structural Bay Spacing

 Functional Condition summary

2029 Student Services Building 63

 Physical Condition Summary

 Structural Bay Spacing

 Functional Condition summary

2030 Studio Arts Building 69

 Physical Condition Summary

 Structural Bay Spacing

 Functional Condition summary

2035 John M. Rose Hall 81

 Physical Condition Summary

 Structural Bay Spacing

 Functional Condition summary

2036 L. G. Wood Hall 91

 Physical Condition Summary

 Structural Bay Spacing

 Functional Condition summary

2045 Concourse System 103

 Physical Condition Summary

 Structural Bay Spacing

 Functional Condition summary

2050 Weidner Center for the Performing Arts 109

 Physical Condition Summary

 Structural Bay Spacing

 Functional Condition summary

2052 Mary Ann Cofrin Hall 123

 Physical Condition Summary

 Structural Bay Spacing

 Functional Condition summary

Executive Summary

OVERVIEW

The purpose of this assessment is to evaluate the physical condition and functionality of academic buildings on the UW-Green Bay campus. This document, in conjunction with the Instructional Space Utilization Analysis, will be a tool in determining the appropriateness of remodeling, replacing, or adding to the existing stock of classrooms and labs on campus.

Methodology

Field observations were noted by Engberg Anderson Architects (EA) and Comprehensive Facilities Planning (CFP) in July 2021. Space uses are divided into four broad categories for the purpose of grading interiors: Classrooms, Labs, and Offices; Circulation / Concourse; Restrooms; and Back of House. Evaluation metrics and condition ratings are taken from DFD guidelines and the Postsecondary Education Facilities Inventory and Classification Manual (FICM) 2006 Edition.

Given the nature of this project scope as a space assessment, mechanical, electrical, plumbing, and fire protection systems were not reviewed as part of this study. Detailed analysis of these building systems should be done on a case-by-case basis as future renovations and building projects are coordinated.

Supporting Documents

Instructional Space Utilization Analysis, prepared by CFP as part of the UW-Green Bay Campus Space Assessment (DFD Project #21C1U).

Campus Master Plan Update, prepared by EA (DFD Project #20A1M).

Cofrin Research Center Renovation & Use Study, prepared by EA (DFD Project #18D2W).

BUILDING CONDITION SUMMARY

Structure

EA, with the guidance of Oneida Total Integrated Enterprises (OTIE), reviewed the original structural drawings of all the academic buildings to determine bay spacing, floor-to-floor height, floor loading capacity, and roof loading capacity.

Classrooms, Labs, and Offices

The majority of classrooms, labs, offices, and other rooms containing assignable square footage across all academic buildings were found to be in good or satisfactory physical and functional condition. Some spaces are in fair or poor physical/functional condition; no spaces were found to be unsatisfactory or inappropriate for their current use. Refer to the color-coded floor plans and individual building breakdowns for additional information.

The following classrooms and labs were found to be in need of moderate renovation or remodeling (i.e. a “3” in physical condition and/or a “C” in functionality):

Building	Room #	Physical	Functional
Instructional Services	1020 *	2	C
* Classroom 1020 used during COVID for storage and therefore downgraded from a functional standpoint. Assume room will return to pre-COVID functionality and an A or B functionality rating.			
Studio Arts	C105	3	C
Studio Arts	C108	3	C
Studio Arts	C110	3	C
Studio Arts	C111	3	C
Studio Arts	C112	3	C
Studio Arts	C114	3	C

Lab sciences	102	2	C
Too small to accommodate some of the labs.			
Lab sciences	210	3	B
HVAC noise issues.			
Lab sciences	212	3	B
HVAC temperature control issues.			
Lab sciences	214	3	B
HVAC noise issues.			
Inadequate electrical outlets.			
Lab sciences	307 and 309	3	B
Ceiling height issues.			
Lab sciences	310	2	C
Too small to accommodate some of the labs.			
Mary Ann Cofrin	117	3	C
Mary Ann Cofrin	120	2	C
Too small to accommodate use.			

Circulation / Concourse

While circulation spaces within buildings generally reflect the overall condition of the building they are in, the presence of the concourse adds a plethora of circulation space across campus. Some connectors provide opportunities for natural light and seating areas, while others are dark and completely underground, as with the tunnel extending from Rose Hall to the circle entry outside Cofrin Library. Improvements and upgrades to these connectors should be considered when an adjacent building is in line for renovation or replacement.

Restrooms

Restrooms in some older buildings are showing signs of wear; replacing the finishes and fixtures in these buildings should be done in conjunction with any building system replacement. See individual building breakdowns for photos and additional information. Accessible single-use restrooms were observed in every academic building.

Back of House

Back-of-house spaces were generally found to be in satisfactory condition.

Summary of Findings by Building

Overall physical and functional conditions are taken as an average of all components which were reviewed. Refer to individual building breakdowns for additional information.

Code	Building	Physical	Functional
2022	Environmental Sciences	2	B
2023	Instructional Services	3	B
2024	Laboratory Sciences	2	B
2025	David A. Cofrin Library	4*	D*
2027	Theatre Hall	3	C
2028	Kress Events Center	2	A
2029	Student Services	2	B
2030	Studio Arts	2	B
2031	University Union	3**	C/D**
2035	John M. Rose Hall	3	A
2036	L. G. Wood Hall	2	B
2045	Concourse System	3	B
2050	Weidner Center	2***	A***
2052	Mary Ann Cofrin Hall	2	B

*-Scores pulled from the Cofrin Research Center Facility Condition Assessment completed as part of DFD project #18D2W. As a result of that project’s findings, Cofrin Library is now slated for demolition and replacement.

** -Scores pulled from the University Union Pre-design Report completed as part of DFD project #19L1J.

***-Scores pertain to performance and support spaces only.

CONCLUSION

Field observation did not reveal any imminent need to renovate or replace UW-Green Bay academic buildings due to unsatisfactory physical or functional condition. Some buildings and spaces are showing signs of deterioration due to their age or changing needs over time, presenting opportunities to reconfigure existing space to better suit the campus' needs.

FAC-A - FACILITIES CONDITION ASSESSMENT

Institution **UW-Green Bay**
 Building Name **2022 Environmental Sciences Building**

Date **7-22-22**

Physical Condition Summary

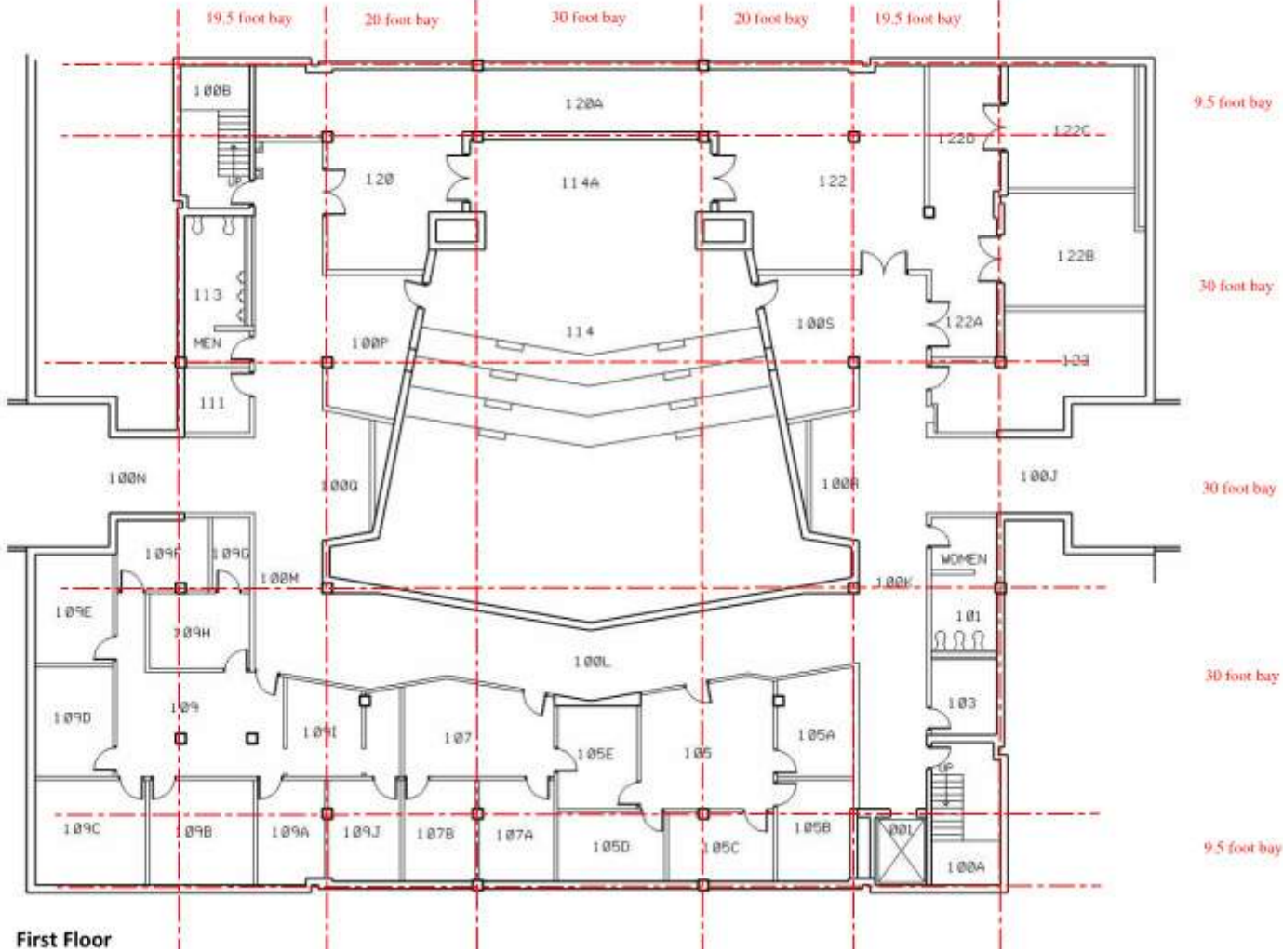
The following UW System table is used to grade the physical condition of building elements:

CODE	RATING	ACTION REQUIRED	RENOVATION COST	RATING DESCRIPTION
1	Good	Minimal Renovation	0-15%	Suitable for continued use with normal operational maintenance.
2	Satisfactory	Limited Renovation	5-15%	Minor deterioration. Requires minor repair or restoration to present acceptable conditions.
3	Fair	Moderate Renovation	16-30%	Moderate deterioration or partial obsolescence. Requires moderate restoration or updating.
4	Poor	Significant Renovation	31-45%	Significant deterioration or obsolescence. Requires significant restoration, updating, or partial replacement of components.
5	Unsatisfactory	Major Renovation	46-60%	Extensive deterioration or obsolescence. Requires extensive restoration, updating, and significant replacement of systems and/or components.
6	Replace	Complete Replacement	100%	Is deteriorated beyond restoration, completely obsolete, or unsuitable for proposed use. Requires complete replacement of systems and/or components.
7	Abandonment	Demolition/ Removal	100%	Not needed; not suitable for proposed use; should not be replaced. Demolition/removal required.

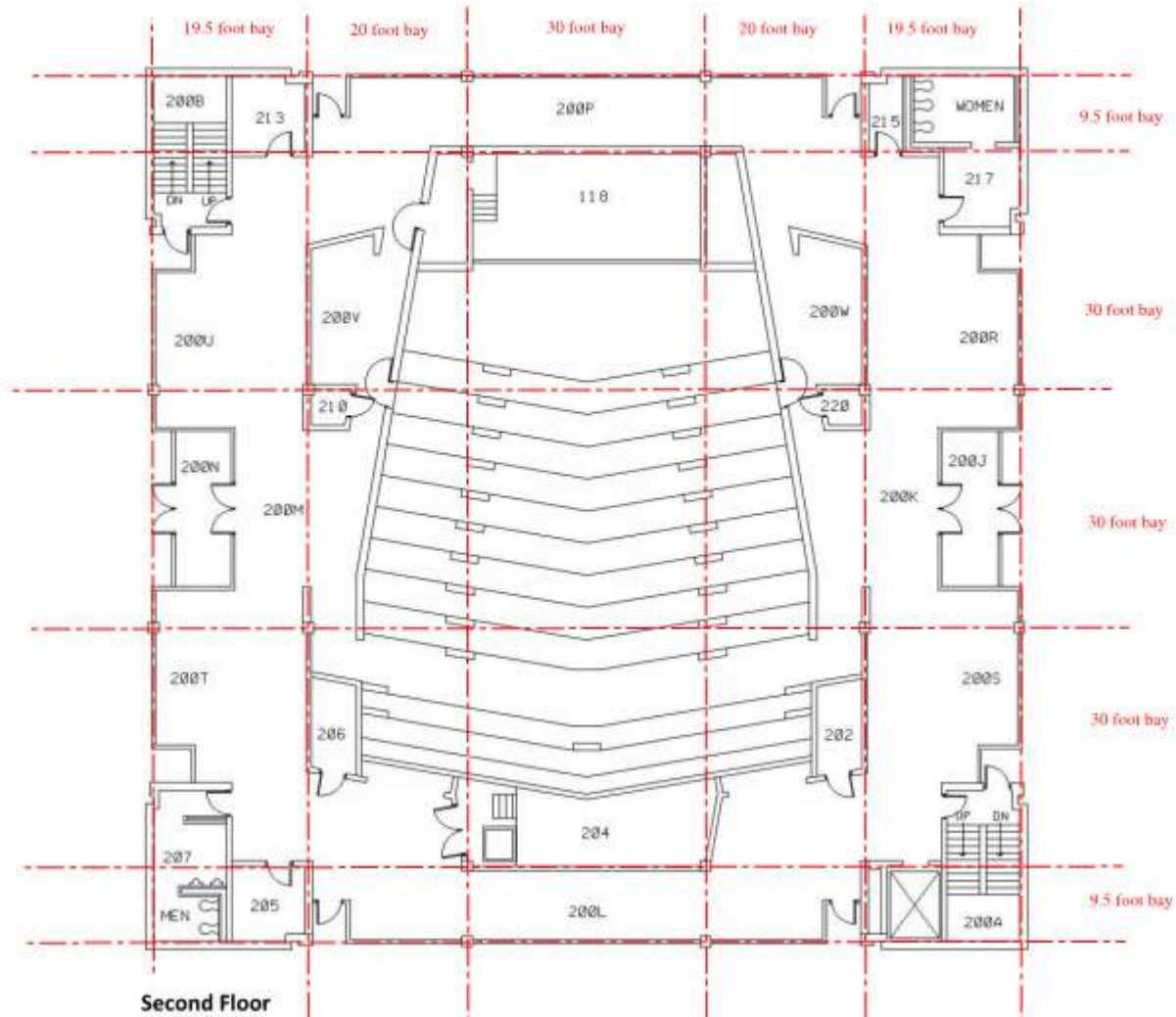
CODE	DESCRIPTION	RATING	RENOVATION COST	COMMENTS
A	STRUCTURE	2	5-15%	Loading (PSF): Classrooms - 50, Corridors/Lobby/Stairs - 80, Plaza/Surge Roof – 100, Roof – 30, Wind - 20. Floor-to-floor: 13'-4" from first to second floor, 15'-0" for floors above. Structural Bay spacing ranges from 19'-6" to 30'-0".
C	INTERIORS	2	5-15%	
	Classrooms, Labs, and Offices	1		
	Circulation / Concourse	2		
	Restrooms	2		
	Back of House	2		
	AVERAGE	2	5-15%	

Structural Bay Spacing

2022 Environmental Sciences Building

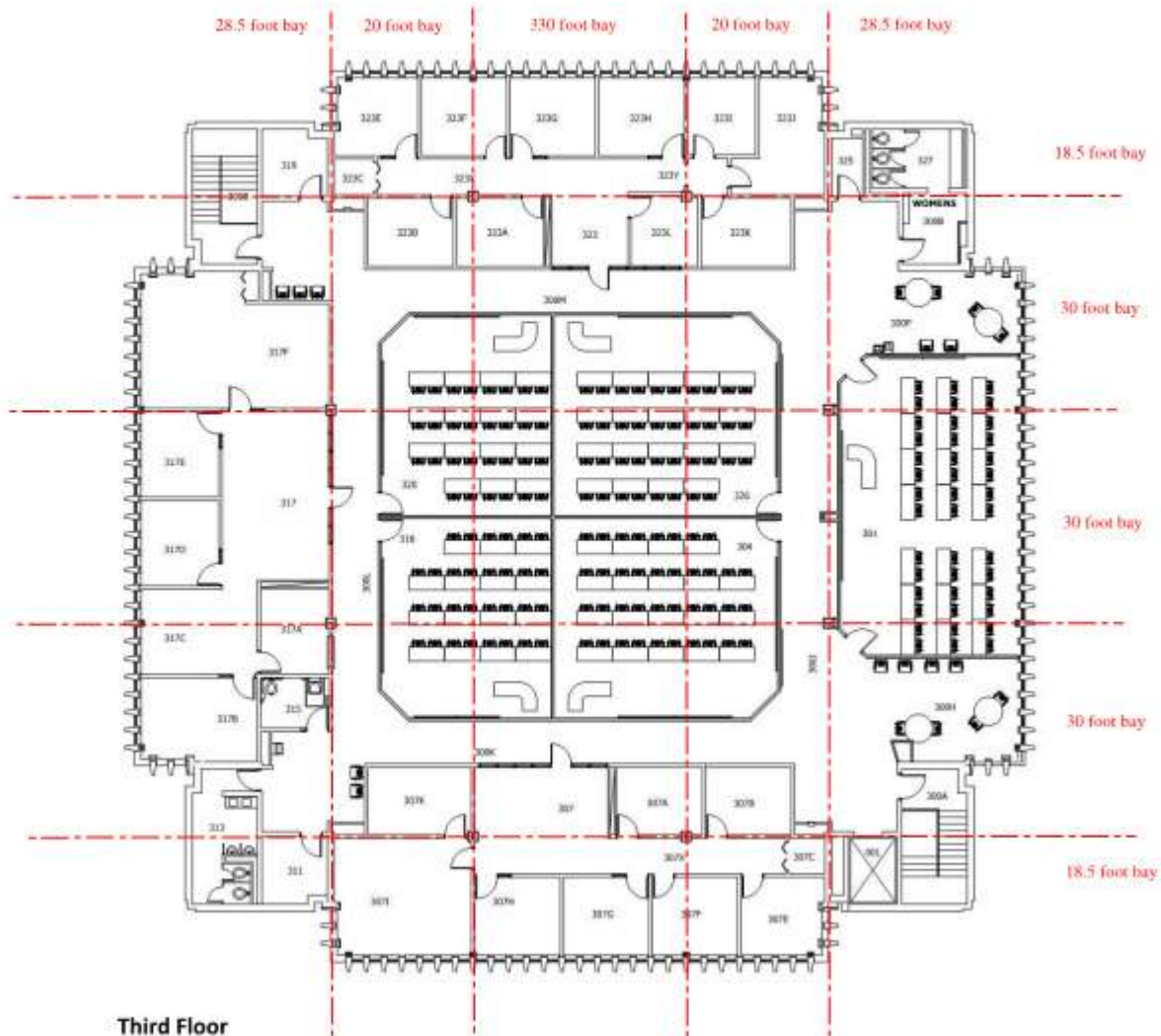


Structural Bay Spacing
2022 Environmental Sciences Building



Structural Bay Spacing

2022 Environmental Sciences Building



FAC-A - FACILITIES CONDITION ASSESSMENT

Institution **UW-Green Bay**
 Building Name **2022 Environmental Sciences Building**

Date **7-22-22**

Functional Condition Summary

The following UW System table is used to grade the physical condition of building elements:

CODE	RATING	ACTION REQUIRED	RENOVATION COST	RATING DESCRIPTION
A	Excellent/ Highly-Suited	None	0-15%	Highly suited or optimally matched to the design intent and configuration of the space. The architectural features of the space support the use/activity.
B	Satisfactory	Limited Remodeling	5-15%	Suitable for continued use. Provides adequate support for program delivery. Although the space is not optimal for use, minor modifications can improve the suitability.
C	Conditional	Moderate Remodeling	16-30%	Limited suitability for continued use. Less than adequate support for program delivery. Requires limited remodeling to support continued use adequately.
D	Poor	Extensive Remodeling	31-45%	Not suitable for continued use. Space significantly inhibits program delivery. Could be made suitable with extensive remodeling.
F	Unsatisfactory	Change of Use w/ Extensive Remodeling	46-60%	Not suitable or not needed for present use. Can be made suitable for another campus use through extensive remodeling.
I	Abandonment	Demolition	100%	Not suitable or not needed for present use. Is not or cannot be made suitable and/or is not needed for another campus use.

DESCRIPTION	RATING	RENOVATION COST	COMMENTS
STRUCTURE	B	5-15%	
VERTICAL CIRCULATION	C	16-30%	Doors are UL labeled, but push-pull hardware is not fire-rated.
INTERIORS	B	5-15%	
Classrooms, Labs, and Offices	A		Closets 307C and 323C have been removed.
Circulation / Concourse	B		
Restrooms	B		Single-use restrooms are gender-neutral and accessible.
Back of House	B		
AVERAGE	B	5-15%	


FAC-A - FACILITIES CONDITION ASSESSMENT

Institution **UW-Green Bay**
Building Name **2022 Environmental Sciences Building**

Date **7-22-22**



Room 301, looking west.



Room 317, looking southeast.




Room 105, looking east.



Room 200K, looking east.



Room 300P, looking north.



Room 300J, looking east.

FAC-A - FACILITIES CONDITION ASSESSMENT

Institution **UW-Green Bay**
Building Name **2022 Environmental Sciences Building**


Date **7-22-22**



Room 113, looking west.



Room 315, looking west.



Room 300A, typical stair door hardware.

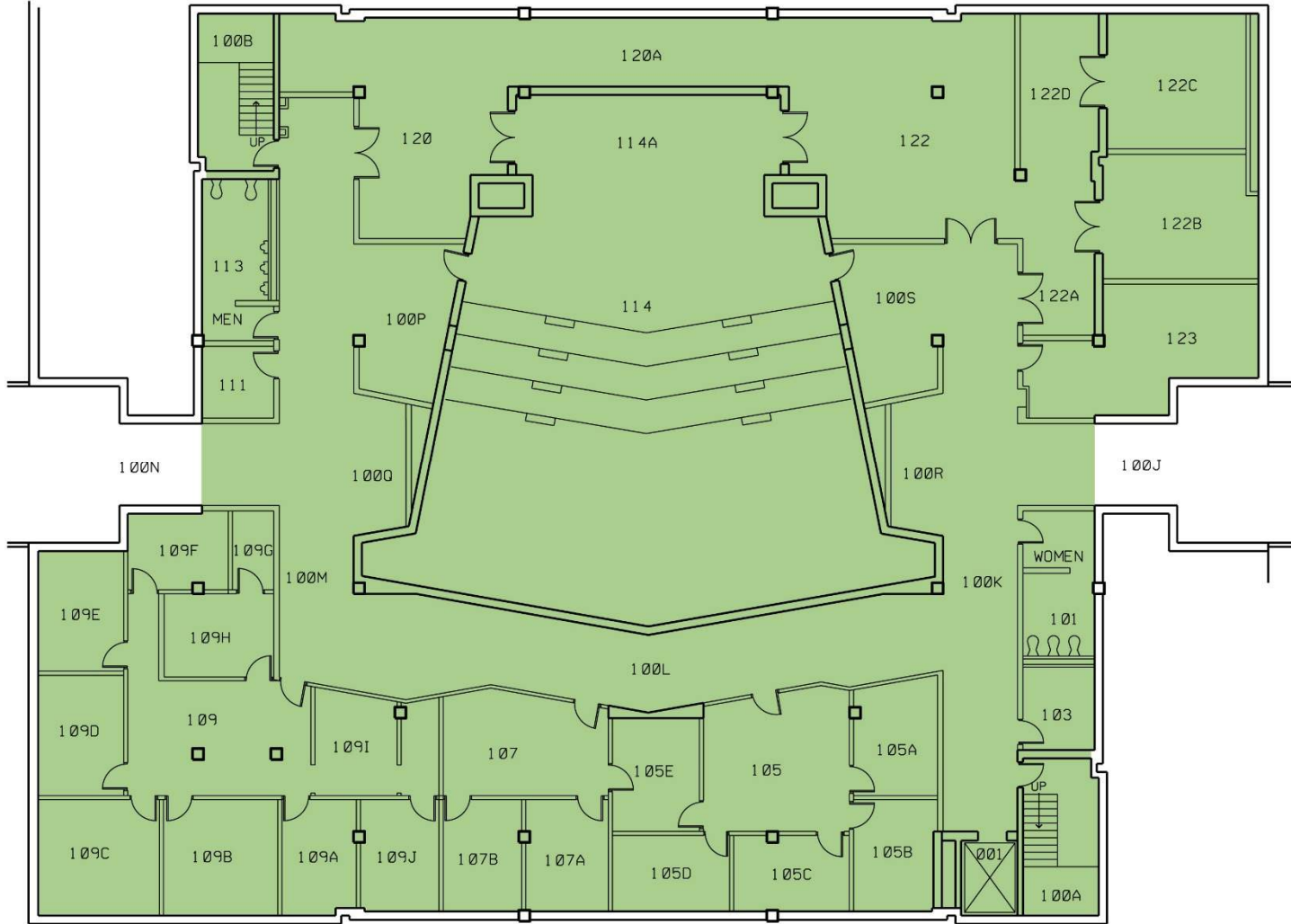


Room 100A, typical stair construction.

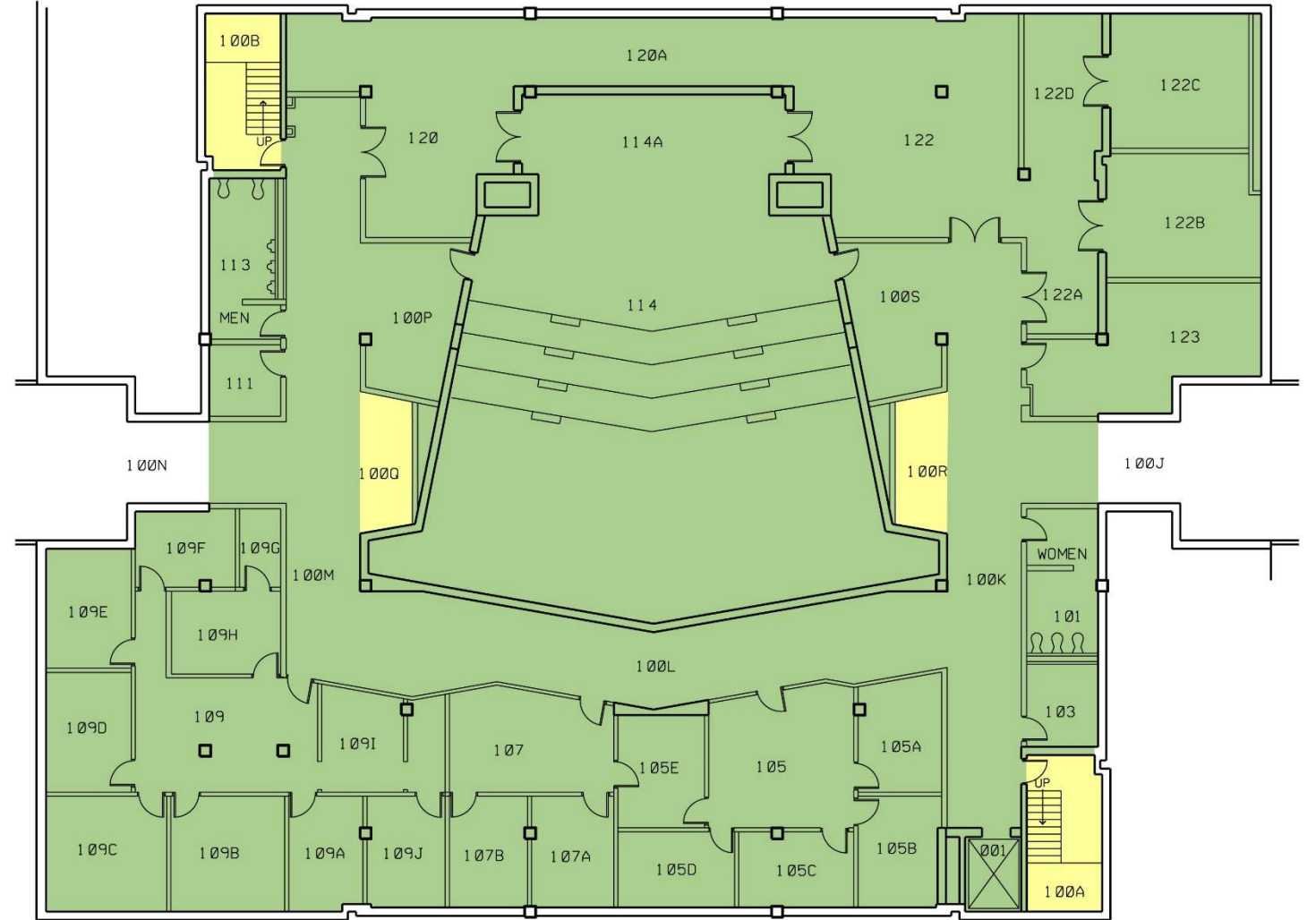
2022 Environmental Sciences Building First Floor

- Physical Condition of "1" or "2"; Functional Condition of "A" or "B"
- Physical Condition of "3" or "4"; Functional Condition of "C" or "D"

Physical Condition



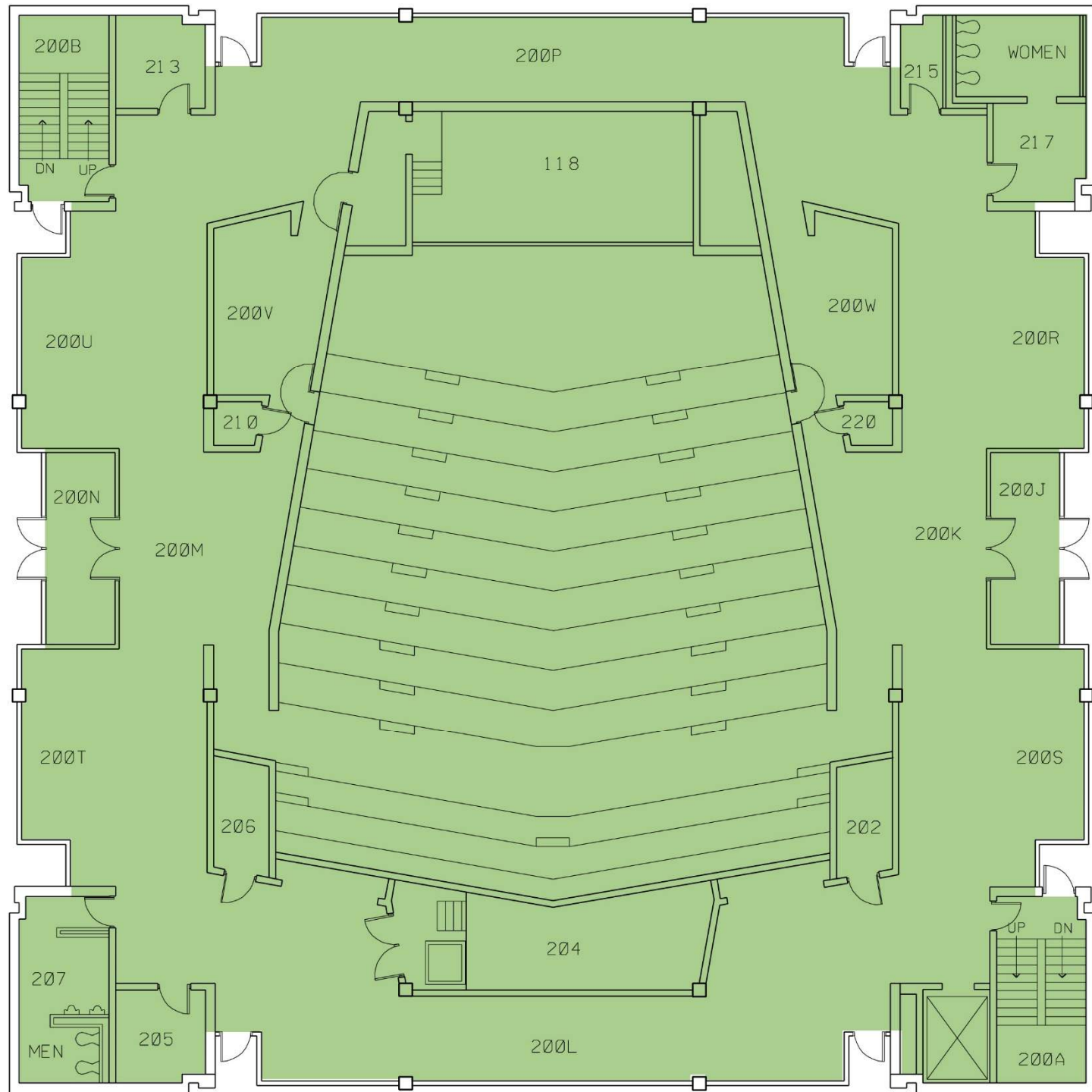
Functional Condition



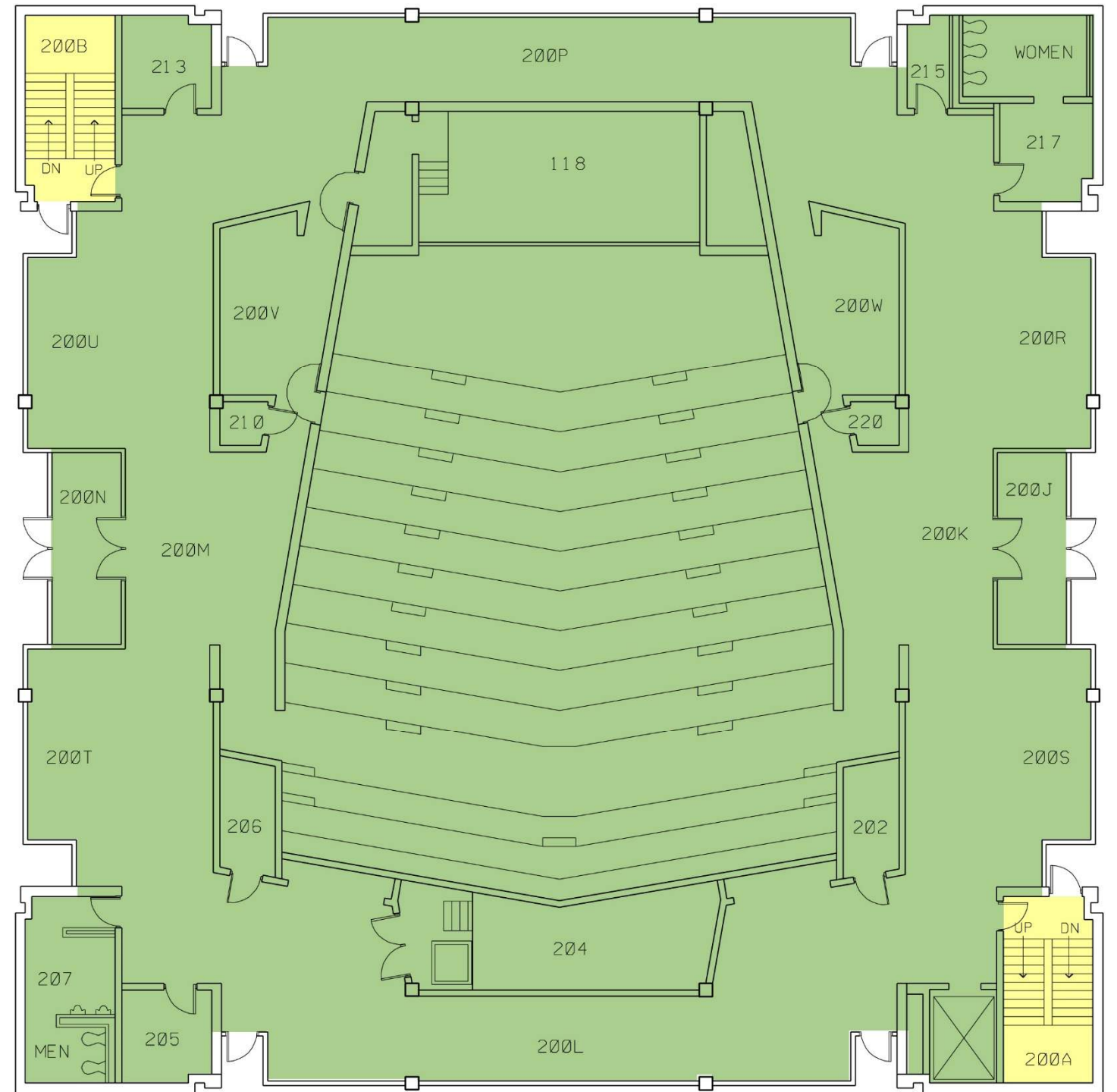
**2022 Environmental Sciences Building
Second Floor**

- Physical Condition of "1" or "2"; Functional Condition of "A" or "B"
- Physical Condition of "3" or "4"; Functional Condition of "C" or "D"

Physical Condition



Functional Condition

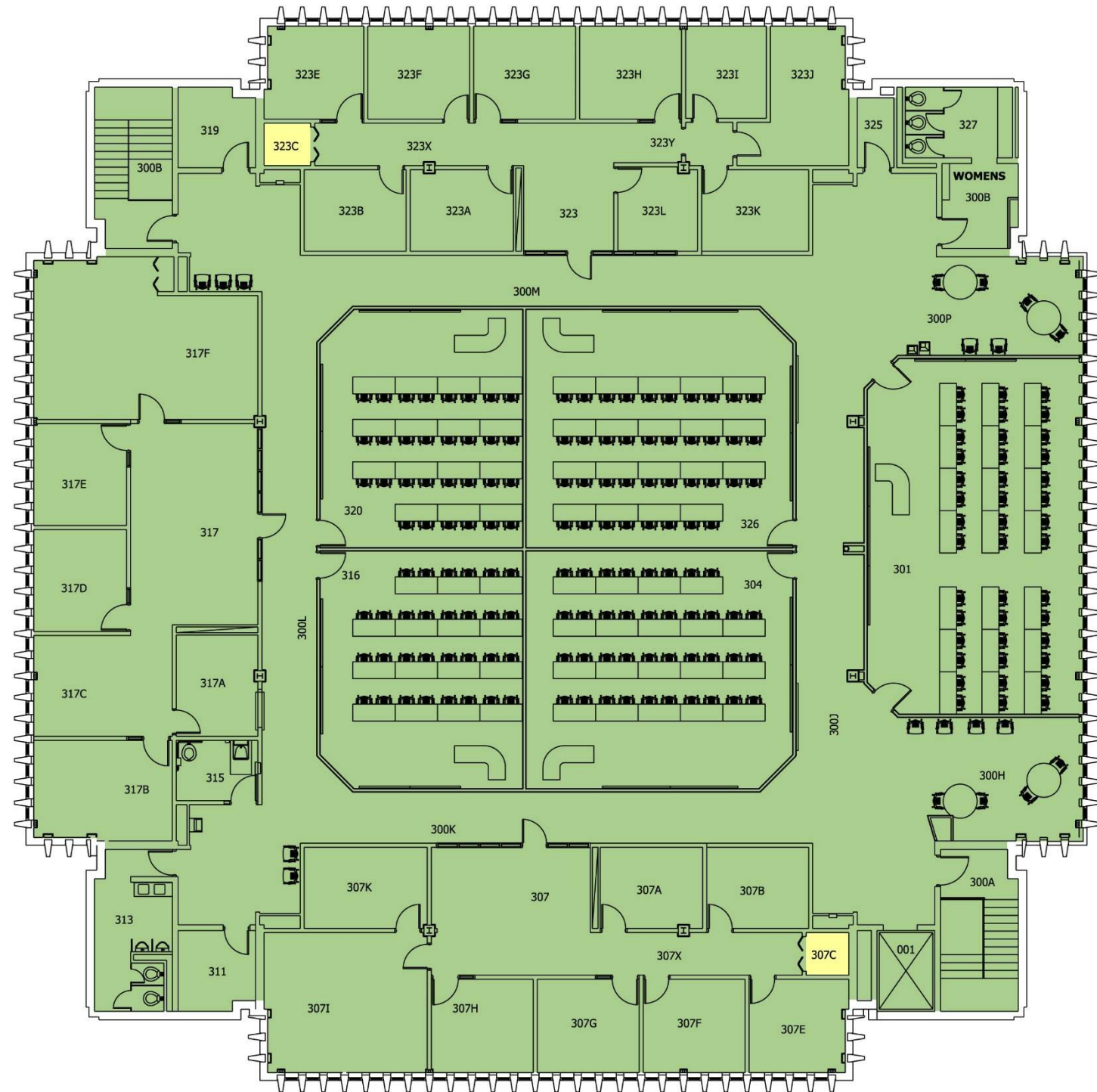


2022 Environmental Sciences Building

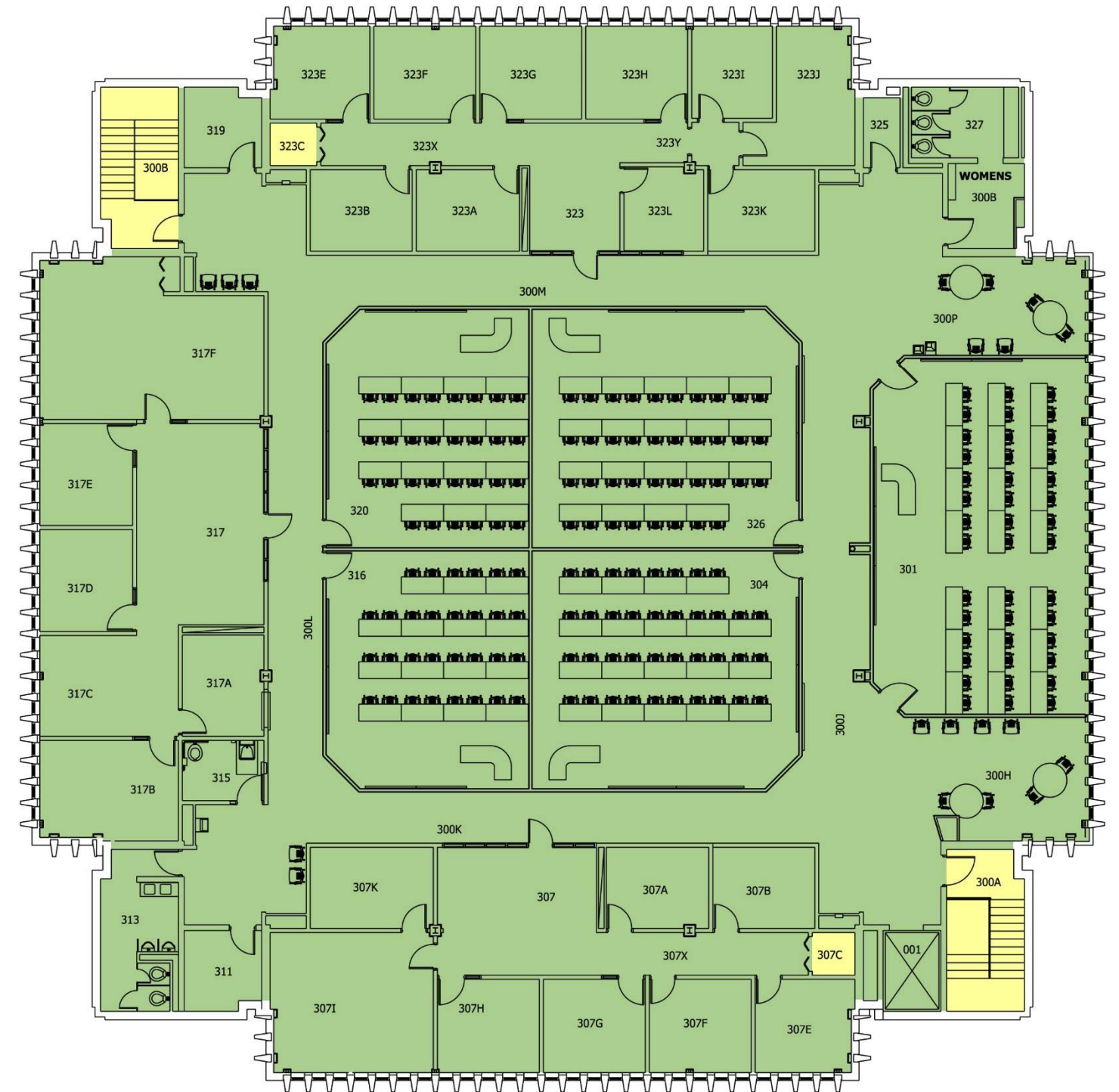
Third Floor

- Physical Condition of "1" or "2"; Functional Condition of "A" or "B"
- Physical Condition of "3" or "4"; Functional Condition of "C" or "D"

Physical Condition



Functional Condition



FAC-A - FACILITIES CONDITION ASSESSMENT

Institution **UW-Green Bay**
 Building Name **2023 Instructional Services Building**

Date **7-22 -22**

Physical Condition Summary

The following UW System table is used to grade the physical condition of building elements:

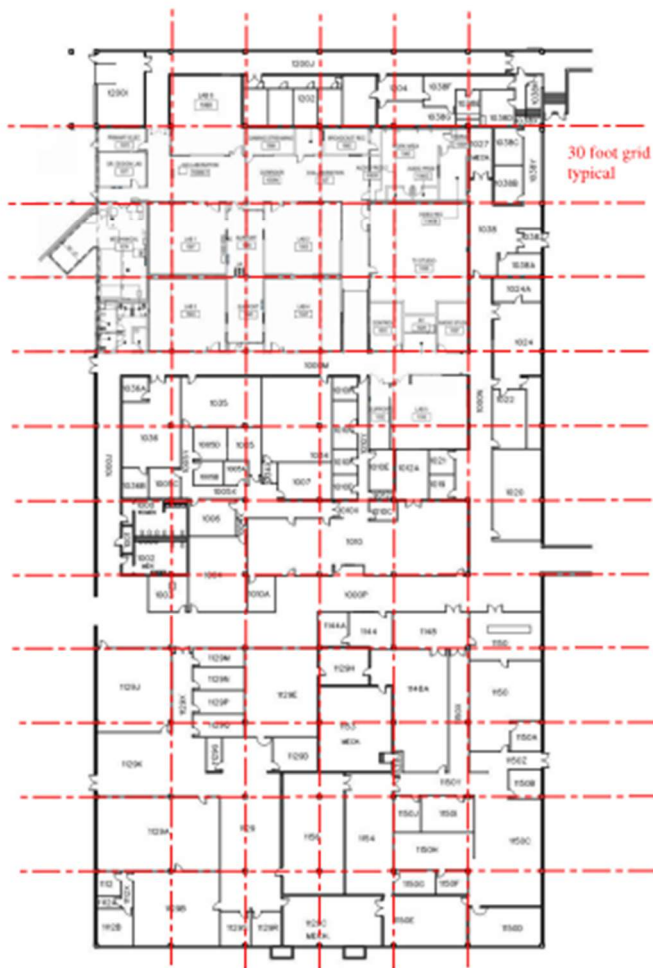
CODE	RATING	ACTION REQUIRED	RENOVATION COST	RATING DESCRIPTION
1	Good	Minimal Renovation	0-15%	Suitable for continued use with normal operational maintenance.
2	Satisfactory	Limited Renovation	5-15%	Minor deterioration. Requires minor repair or restoration to present acceptable conditions.
3	Fair	Moderate Renovation	16-30%	Moderate deterioration or partial obsolescence. Requires moderate restoration or updating.
4	Poor	Significant Renovation	31-45%	Significant deterioration or obsolescence. Requires significant restoration, updating, or partial replacement of components.
5	Unsatisfactory	Major Renovation	46-60%	Extensive deterioration or obsolescence. Requires extensive restoration, updating, and significant replacement of systems and/or components.
6	Replace	Complete Replacement	100%	Is deteriorated beyond restoration, completely obsolete, or unsuitable for proposed use. Requires complete replacement of systems and/or components.
7	Abandonment	Demolition/ Removal	100%	Not needed; not suitable for proposed use; should not be replaced. Demolition/removal required.

CODE	DESCRIPTION	RATING	RENOVATION COST	COMMENTS
A	STRUCTURE	2	16-30%	Loading (PSF): Floor is Slab-on-grade, Plaza/Surge Roof – 100, Wind – 20. Floor-to-floor: 13'-4" from floor to top of roof structure. Structural Bay spacing: 30 x 30 grid throughout.
C	INTERIORS	3	16-30%	
	Classrooms, Labs, and Offices	2		Renovation underway to create new classrooms and labs.
	Circulation / Concourse	3		
	Restrooms	3		
	Back of House	3		
	AVERAGE	3	16-30%	

Structural Bay Spacing

2023 Instructional Services Building

Primary Use Type



First Floor

FAC-A - FACILITIES CONDITION ASSESSMENT

Institution **UW-Green Bay**
 Building Name **2023 Instructional Services Building**


Date **7-22 -22**

Functional Condition Summary

The following UW System table is used to grade the physical condition of building elements:

CODE	RATING	ACTION REQUIRED	RENOVATION COST	RATING DESCRIPTION
A	Excellent/ Highly-Suited	None	0-15%	Highly suited or optimally matched to the design intent and configuration of the space. The architectural features of the space support the use/activity.
B	Satisfactory	Limited Remodeling	5-15%	Suitable for continued use. Provides adequate support for program delivery. Although the space is not optimal for use, minor modifications can improve the suitability.
C	Conditional	Moderate Remodeling	16-30%	Limited suitability for continued use. Less than adequate support for program delivery. Requires limited remodeling to support continued use adequately.
D	Poor	Extensive Remodeling	31-45%	Not suitable for continued use. Space significantly inhibits program delivery. Could be made suitable with extensive remodeling.
F	Unsatisfactory	Change of Use w/ Extensive Remodeling	46-60%	Not suitable or not needed for present use. Can be made suitable for another campus use through extensive remodeling.
I	Abandonment	Demolition	100%	Not suitable or not needed for present use. Is not or cannot be made suitable and/or is not needed for another campus use.

DESCRIPTION	RATING	RENOVATION COST	COMMENTS
STRUCTURE	B	5-15%	
VERTICAL CIRCULATION	N/A	N/A	
INTERIORS	B	5-15%	
Classrooms, Labs, and Offices	B		
Circulation / Concourse	B		
Restrooms	B		
Back of House	C		
AVERAGE	B	5-15%	



Room 1000K, looking west (area under construction).



Room 1002, looking north.



Room 1010, looking south.



Room 1010A, looking northwest.



Room 1024B, looking west.



Room 1038, looking west.

FAC-A - FACILITIES CONDITION ASSESSMENT

Institution **UW-Green Bay**
Building Name **2023 Instructional Services Building**

Date **7-22 -22**



Room 1036, looking west.



Room 1129A, looking southeast.




Room 1129M, looking north.



Room 1150, looking west.



Room 1150E, looking south.



Room 1202, looking south.

Physical Condition Summary

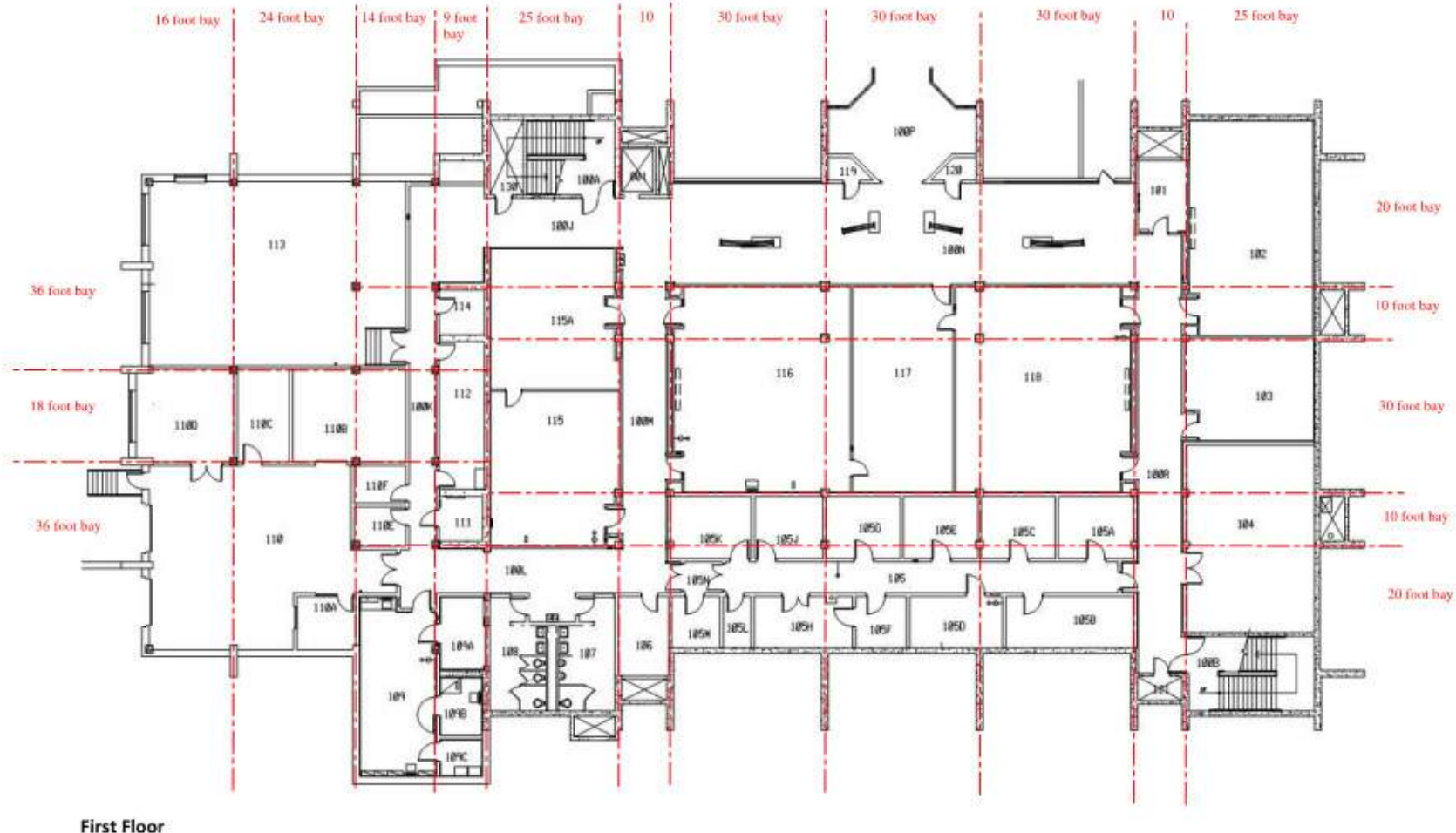
The following UW System table is used to grade the physical condition of building elements:

CODE	RATING	ACTION REQUIRED	RENOVATION COST	RATING DESCRIPTION
1	Good	Minimal Renovation	0-15%	Suitable for continued use with normal operational maintenance.
2	Satisfactory	Limited Renovation	5-15%	Minor deterioration. Requires minor repair or restoration to present acceptable conditions.
3	Fair	Moderate Renovation	16-30%	Moderate deterioration or partial obsolescence. Requires moderate restoration or updating.
4	Poor	Significant Renovation	31-45%	Significant deterioration or obsolescence. Requires significant restoration, updating, or partial replacement of components.
5	Unsatisfactory	Major Renovation	46-60%	Extensive deterioration or obsolescence. Requires extensive restoration, updating, and significant replacement of systems and/or components.
6	Replace	Complete Replacement	100%	Is deteriorated beyond restoration, completely obsolete, or unsuitable for proposed use. Requires complete replacement of systems and/or components.
7	Abandonment	Demolition/ Removal	100%	Not needed; not suitable for proposed use; should not be replaced. Demolition/removal required.

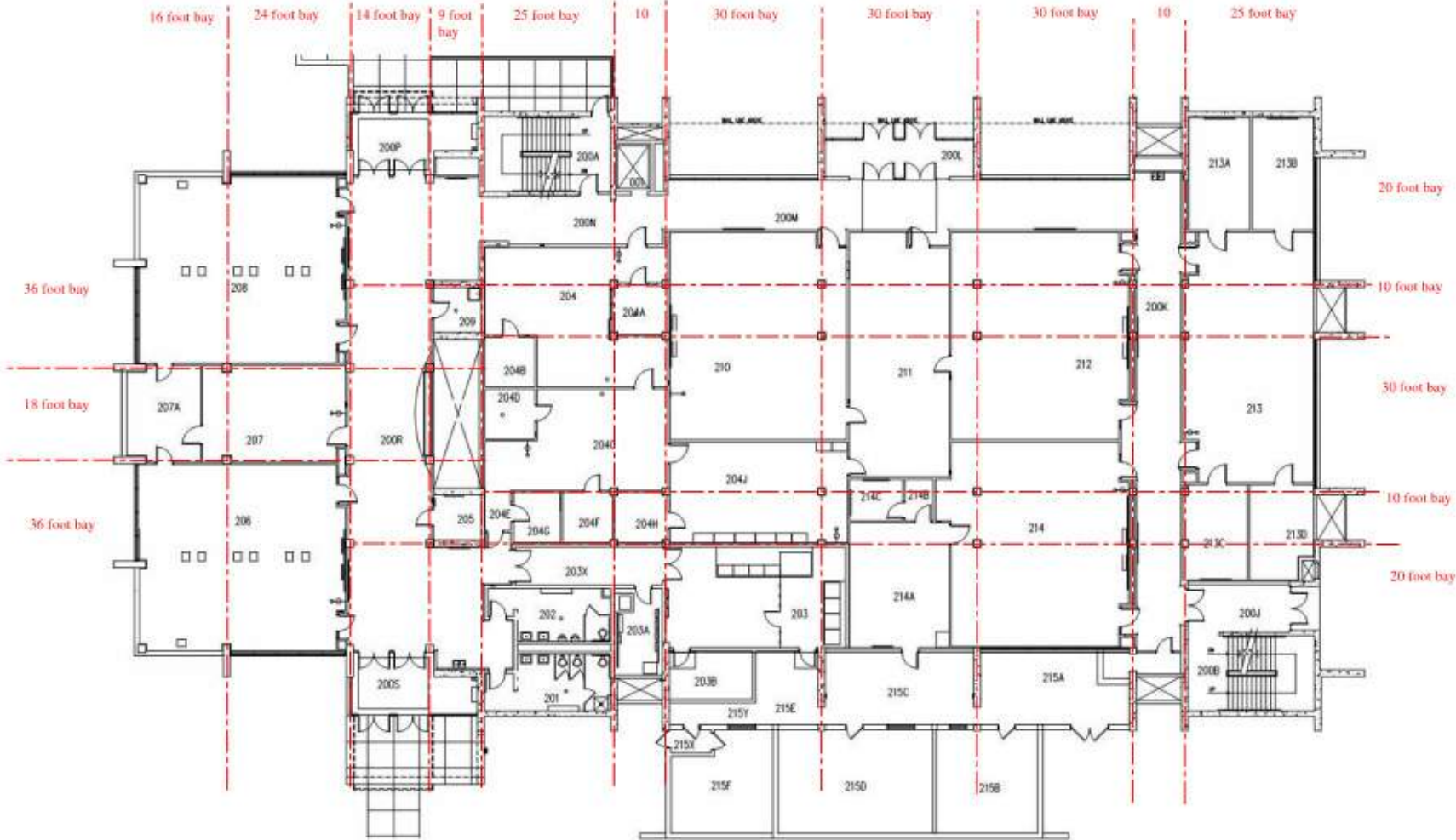
CODE	DESCRIPTION	RATING	RENOVATION COST	COMMENTS
A	STRUCTURE	2	5-15%	Loading (PSF): Classrooms - 50, Corridors/Lobby/Stairs - 80, Roof - 30, Wind - 20. Floor-to-floor: 13'-4" from first to second floor, 12'-8" from second to third and third to fourth floor, 13'-5 1/2" from fourth floor to roof. Structural bay spacing ranges from 10'-0" to 30'-0".
C	INTERIORS	2	5-15%	
	Classrooms, Labs, and Offices	1		
	Circulation / Concourse	2		
	Restrooms	2		
	Back of House	2		
	AVERAGE	2	5-15%	

Physical Condition Summary

2024 Laboratory Sciences Building



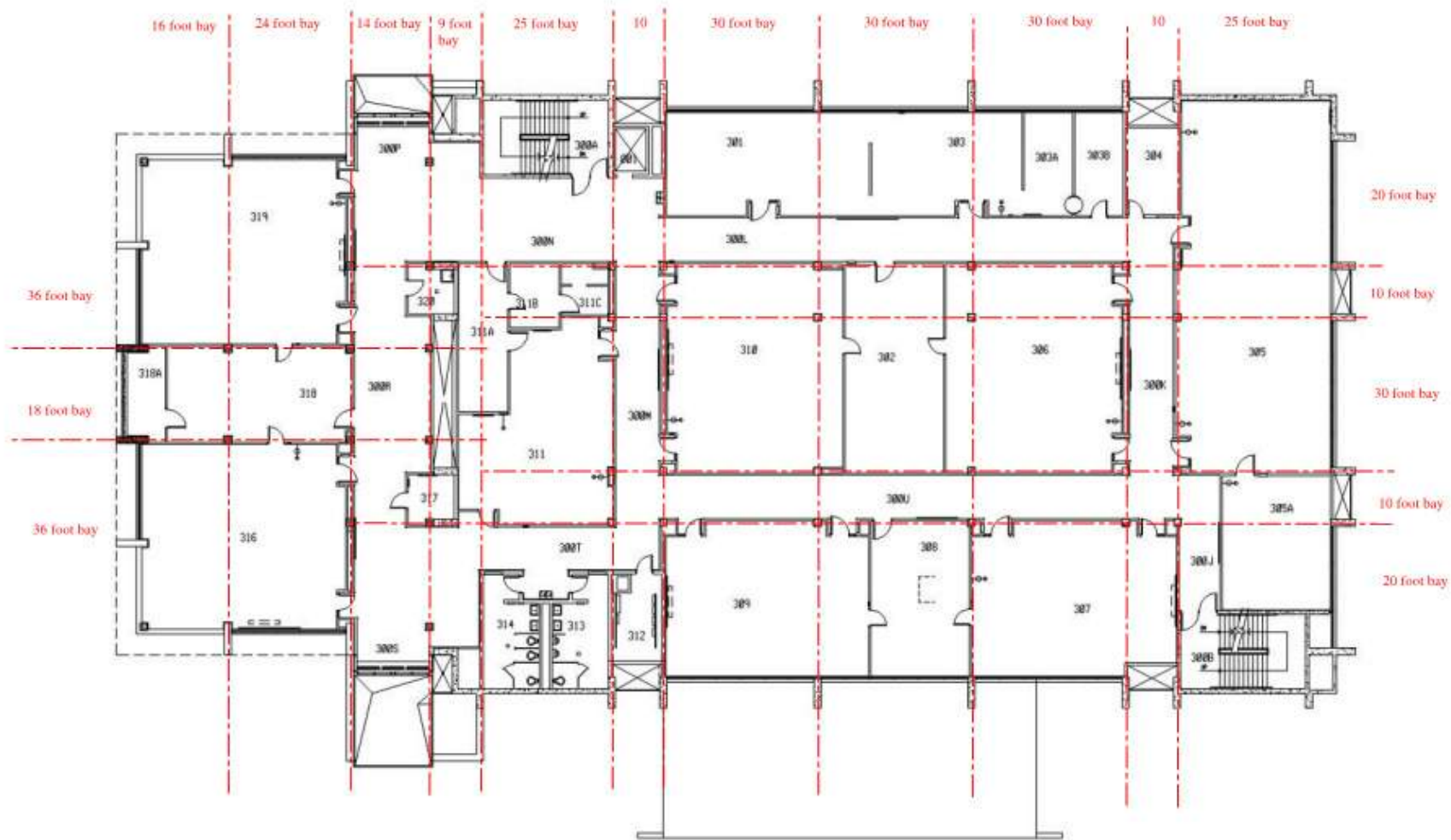
Physical Condition Summary
2024 Laboratory Sciences Building



Second Floor

Physical Condition Summary

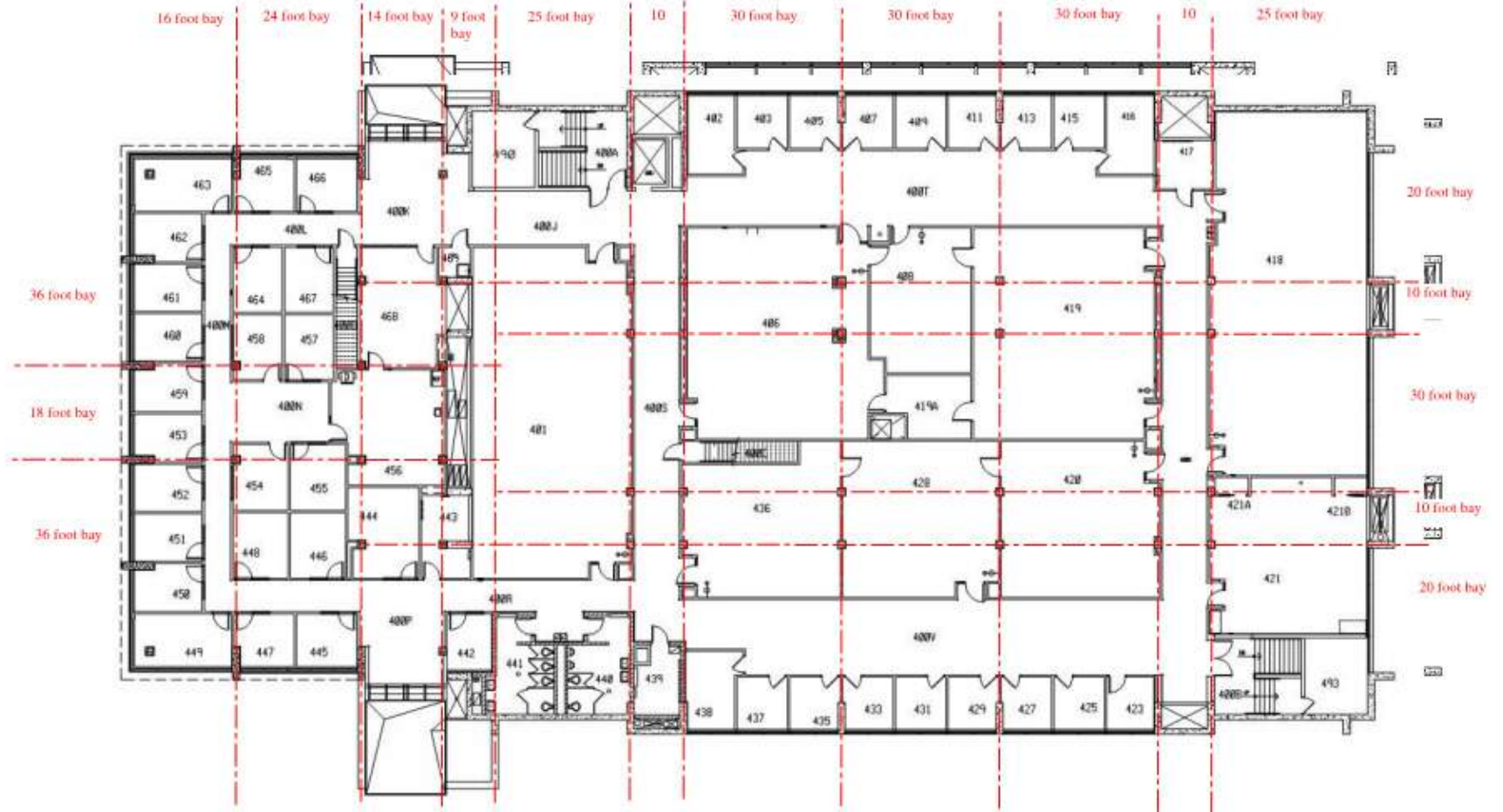
2024 Laboratory Sciences Building



Third Floor

Physical Condition Summary

2024 Laboratory Sciences Building



Fourth Floor

FAC-A - FACILITIES CONDITION ASSESSMENT

Institution **UW-Green Bay**
 Building Name **2024 Laboratory Sciences Building**

Date **7-22-22**

Functional Condition Summary

The following UW System table is used to grade the physical condition of building elements:

CODE	RATING	ACTION REQUIRED	RENOVATION COST	RATING DESCRIPTION
A	Excellent/ Highly-Suited	None	0-15%	Highly suited or optimally matched to the design intent and configuration of the space. The architectural features of the space support the use/activity.
B	Satisfactory	Limited Remodeling	5-15%	Suitable for continued use. Provides adequate support for program delivery. Although the space is not optimal for use, minor modifications can improve the suitability.
C	Conditional	Moderate Remodeling	16-30%	Limited suitability for continued use. Less than adequate support for program delivery. Requires limited remodeling to support continued use adequately.
D	Poor	Extensive Remodeling	31-45%	Not suitable for continued use. Space significantly inhibits program delivery. Could be made suitable with extensive remodeling.
F	Unsatisfactory	Change of Use w/ Extensive Remodeling	46-60%	Not suitable or not needed for present use. Can be made suitable for another campus use through extensive remodeling.
I	Abandonment	Demolition	100%	Not suitable or not needed for present use. Is not or cannot be made suitable and/or is not needed for another campus use.

DESCRIPTION	RATING	RENOVATION COST	COMMENTS
STRUCTURE	B	5-15%	
VERTICAL CIRCULATION	B	5-15%	
INTERIORS	B	5-15%	
Classrooms, Labs, and Offices	B		
Circulation / Concourse	B		
Restrooms	B		
Back of House	B		
AVERAGE	B	5-15%	

FAC-A - FACILITIES CONDITION ASSESSMENT

Institution **UW-Green Bay**
Building Name **2024 Laboratory Sciences Building**

Date **7-22-22**



Room 118, looking west.



Room 307, looking south.



Room 319, looking west.



Room 200R, looking north.



Room 200R, looking west.



Room 300P, looking north.



Room 300A, typical stair assembly.



Room 313, typical restroom.



Room 203, looking east.

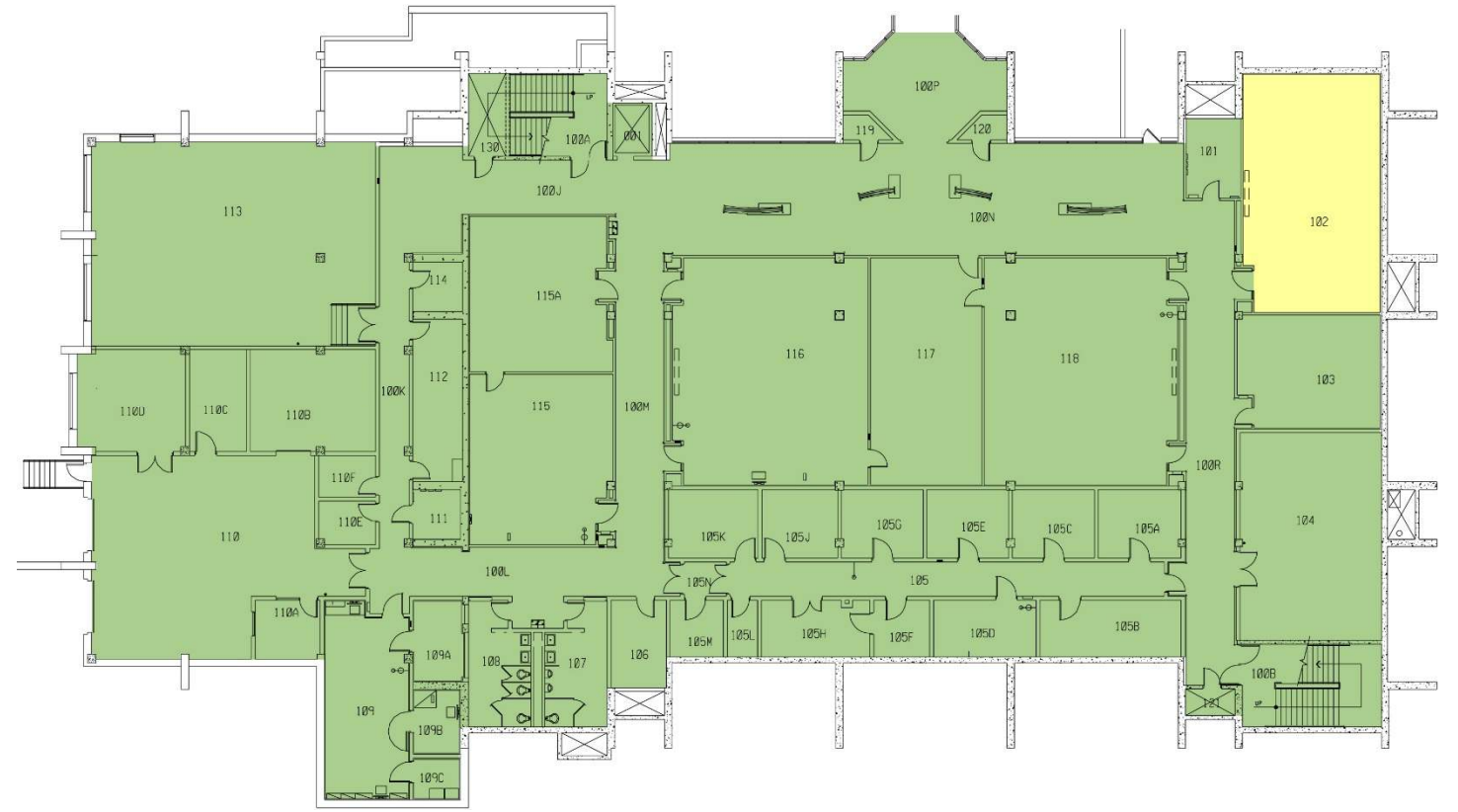
2024 Laboratory Sciences Building First Floor

- Physical Condition of "1" or "2"; Functional Condition of "A" or "B"
- Physical Condition of "3" or "4"; Functional Condition of "C" or "D"

Physical Condition



Functional Condition



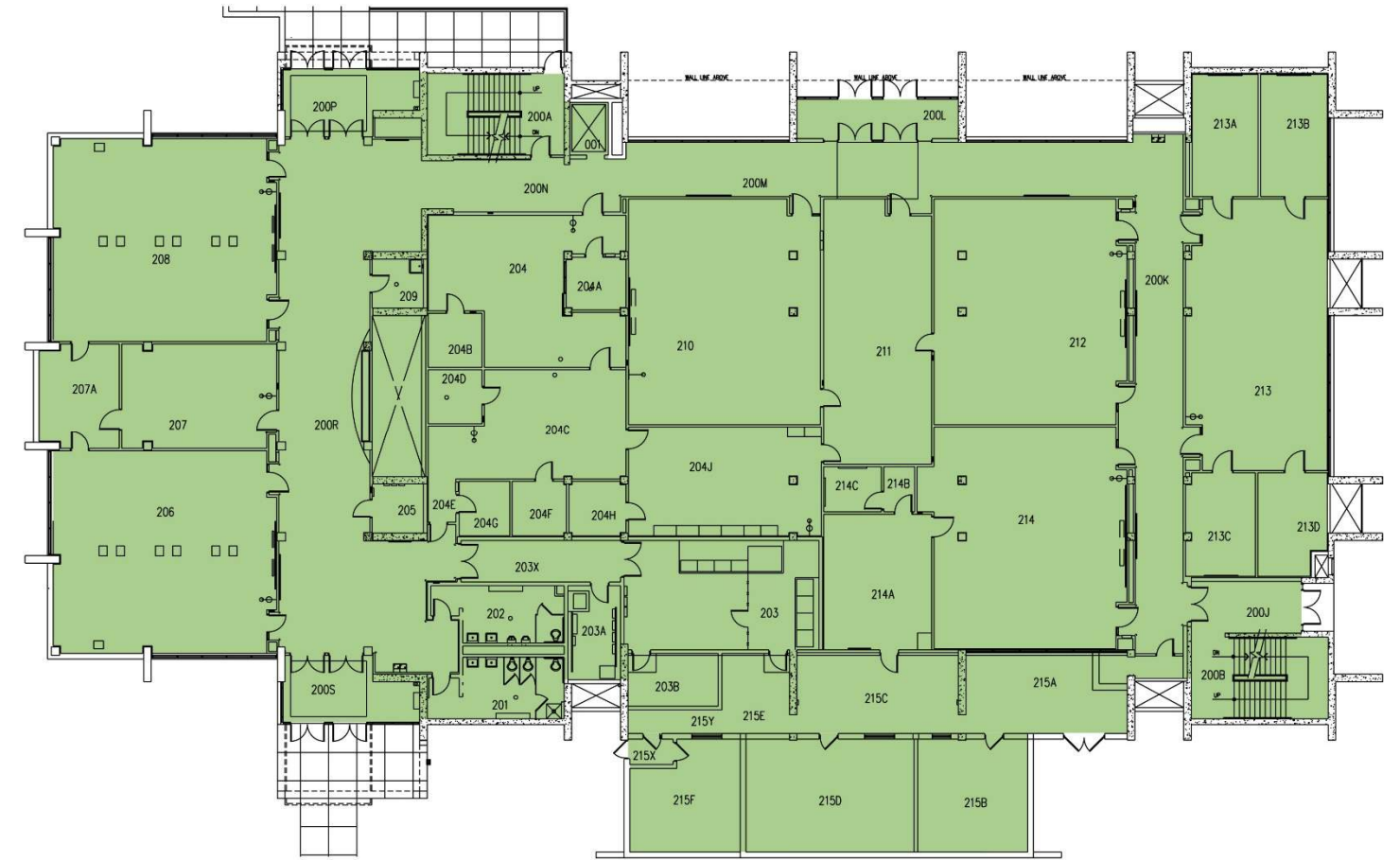
2024 Laboratory Sciences Building Second Floor

- Physical Condition of "1" or "2"; Functional Condition of "A" or "B"
- Physical Condition of "3" or "4"; Functional Condition of "C" or "D"



Physical Condition



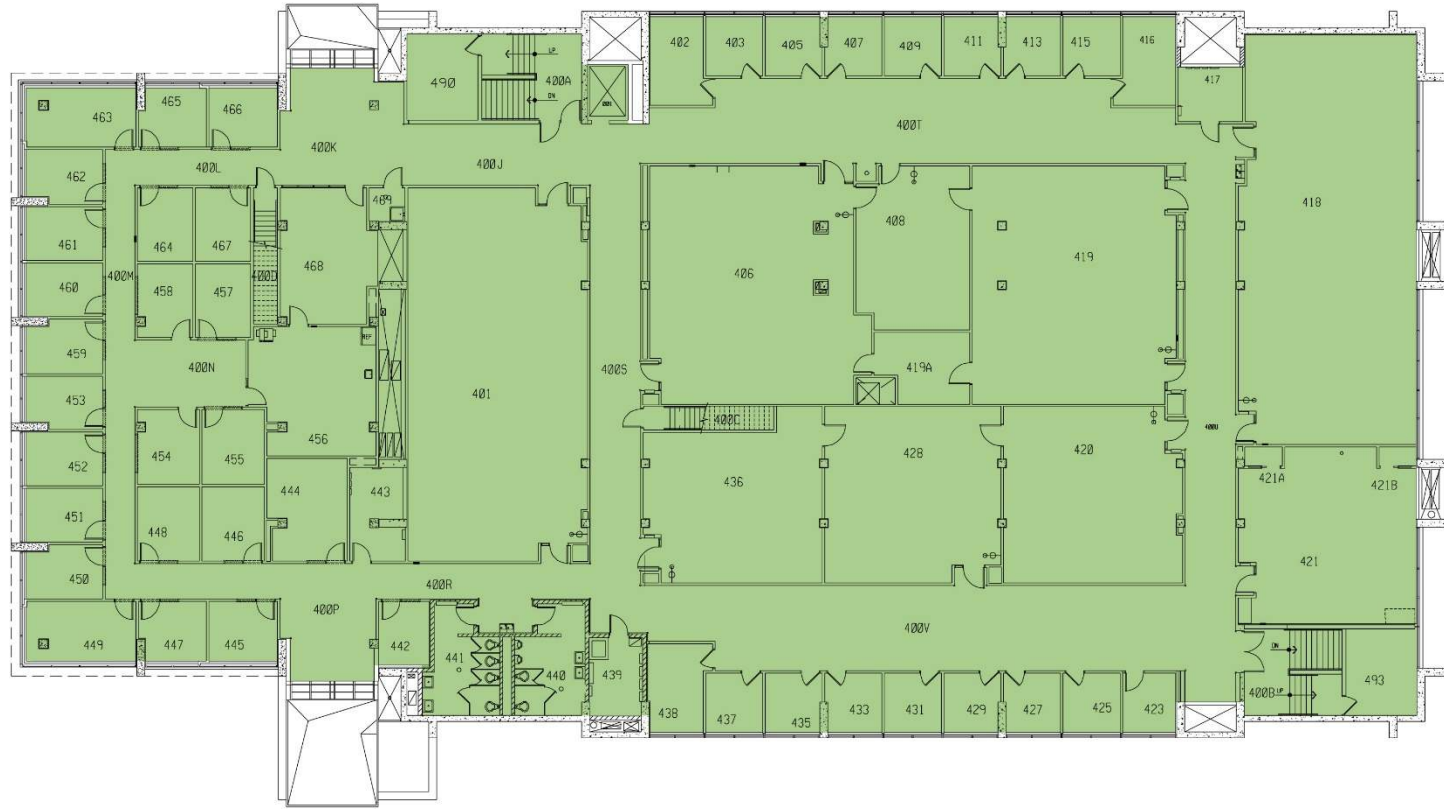
Functional Condition



2024 Laboratory Sciences Building Fourth Floor

-  Physical Condition of "1" or "2"; Functional Condition of "A" or "B"
-  Physical Condition of "3" or "4"; Functional Condition of "C" or "D"

Physical Condition



Functional Condition



Physical Condition Summary

The following UW System table is used to grade the physical condition of building elements:

CODE	RATING	ACTION REQUIRED	RENOVATION COST	RATING DESCRIPTION
1	Good	Minimal Renovation	0-15%	Suitable for continued use with normal operational maintenance.
2	Satisfactory	Limited Renovation	5-15%	Minor deterioration. Requires minor repair or restoration to present acceptable conditions.
3	Fair	Moderate Renovation	16-30%	Moderate deterioration or partial obsolescence. Requires moderate restoration or updating.
4	Poor	Significant Renovation	31-45%	Significant deterioration or obsolescence. Requires significant restoration, updating, or partial replacement of components.
5	Unsatisfactory	Major Renovation	46-60%	Extensive deterioration or obsolescence. Requires extensive restoration, updating, and significant replacement of systems and/or components.
6	Replace	Complete Replacement	100%	Is deteriorated beyond restoration, completely obsolete, or unsuitable for proposed use. Requires complete replacement of systems and/or components.
7	Abandonment	Demolition/ Removal	100%	Not needed; not suitable for proposed use; should not be replaced. Demolition/removal required.

CODE	DESCRIPTION	RATING	RENOVATION COST	COMMENTS
A	STRUCTURE*	2	5-15%	Loading (PSF): Floors - 100, Roof – 30, Wind - 20. Floor-to-floor: 15'-4" for first to second and second to third floor, 13'-3" for upper floors, 16'-0" from eighth floor to penthouse. Structural Bay spacing ranges from 18'-0" to 27'-0". * Structural Bay Spacing diagrams are not included due to pending demolition.
C	INTERIORS	3	16-30%	
	Classrooms, Labs, and Offices	2		
	Circulation / Concourse	3		
	Restrooms	3		
	Back of House	2		
	AVERAGE	4*	31-45%	

*-Average physical condition score is pulled from the Cofrin Research Center Facility Condition Assessment, completed as part of DFD project #18D2W. This assessment included envelope, mechanical, electrical, plumbing, and fire protection system surveys, which were all found to be in unsatisfactory condition. **As a result of that project’s findings, the building is now slated for demolition and replacement.**

FAC-A - FACILITIES CONDITION ASSESSMENT

Institution **UW-Green Bay**
 Building Name **2025 David A. Cofrin Library**

Date **7-22-22**

Functional Condition Summary

The following UW System table is used to grade the physical condition of building elements:

CODE	RATING	ACTION REQUIRED	RENOVATION COST	RATING DESCRIPTION
A	Excellent/ Highly-Suited	None	0-15%	Highly suited or optimally matched to the design intent and configuration of the space. The architectural features of the space support the use/activity.
B	Satisfactory	Limited Remodeling	5-15%	Suitable for continued use. Provides adequate support for program delivery. Although the space is not optimal for use, minor modifications can improve the suitability.
C	Conditional	Moderate Remodeling	16-30%	Limited suitability for continued use. Less than adequate support for program delivery. Requires limited remodeling to support continued use adequately.
D	Poor	Extensive Remodeling	31-45%	Not suitable for continued use. Space significantly inhibits program delivery. Could be made suitable with extensive remodeling.
F	Unsatisfactory	Change of Use w/ Extensive Remodeling	46-60%	Not suitable or not needed for present use. Can be made suitable for another campus use through extensive remodeling.
I	Abandonment	Demolition	100%	Not suitable or not needed for present use. Is not or cannot be made suitable and/or is not needed for another campus use.

DESCRIPTION	RATING	RENOVATION COST	COMMENTS
STRUCTURE	B	5-15%	
VERTICAL CIRCULATION	D	31-45%	
INTERIORS	D	31-45%	
Classrooms, Labs, and Offices	D		
Circulation / Concourse	D		
Restrooms	D		
Back of House	D		
AVERAGE	D*	31-45%	

*-Average functional condition score is pulled from the Cofrin Research Center Facility Condition Assessment, completed as part of DFD project #18D2W. This assessment included envelope, mechanical, electrical, plumbing, and fire protection system surveys, which were all found to be in unsatisfactory condition. **As a result of that project’s findings, the building is now slated for demolition and replacement.**

FAC-A - FACILITIES CONDITION ASSESSMENT

Institution **UW-Green Bay**
Building Name **2025 David A. Cofrin Library**

Date **7-22-22**



Room 115, looking west toward room 121.



Room 109B, looking northeast.



Room 109Q, looking northwest.



Room 200J, looking northeast.



Room 207, looking northeast.



Room 304, looking north.

FAC-A - FACILITIES CONDITION ASSESSMENT

Institution **UW-Green Bay**
Building Name **2025 David A. Cofrin Library**

Date **7-22-22**



Room 305, looking east.




Room 404F, looking northeast.



Room 503, looking southeast.



Room 830, looking northwest.



Room 825, looking northwest.

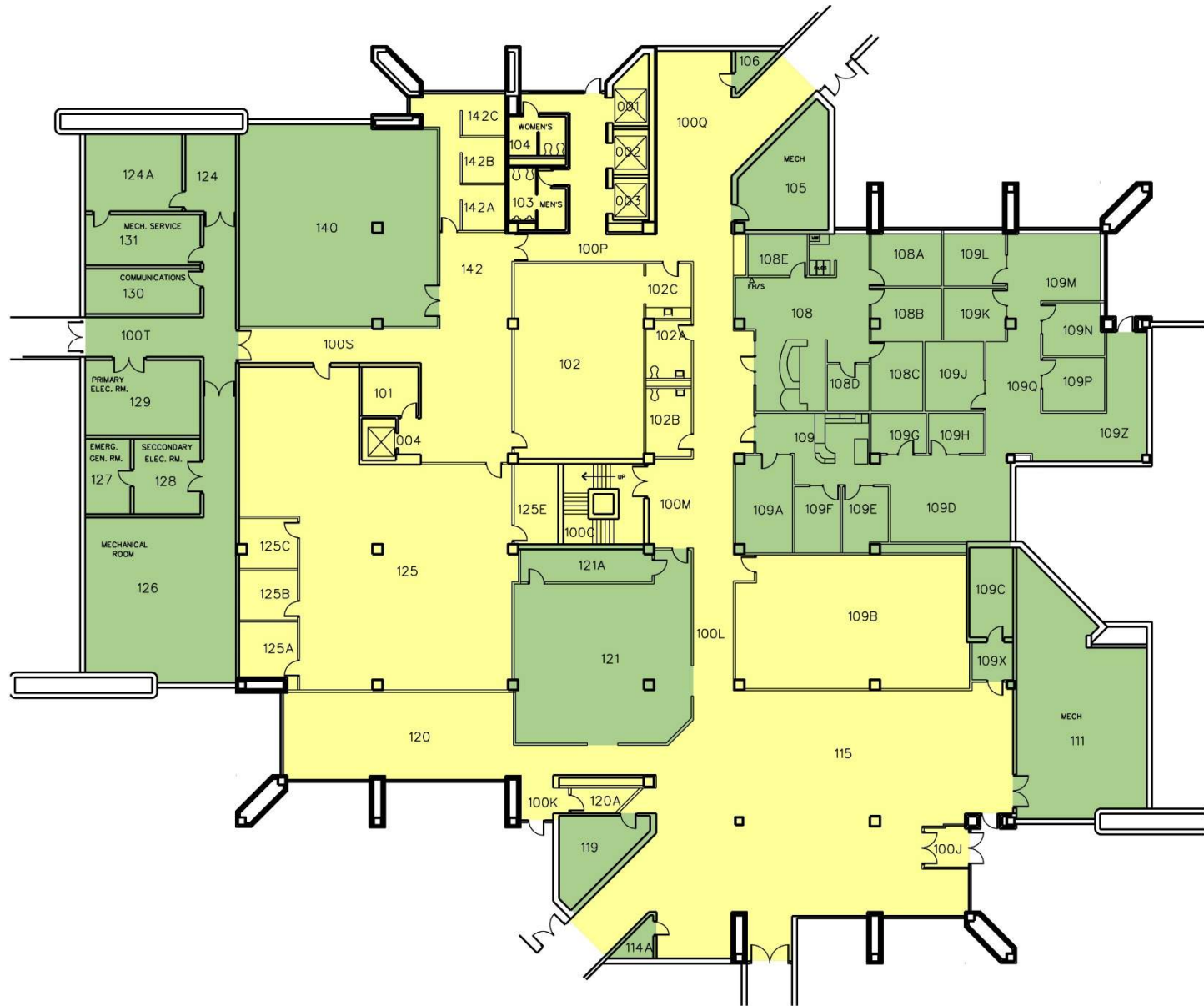


Room 103, typical restroom.

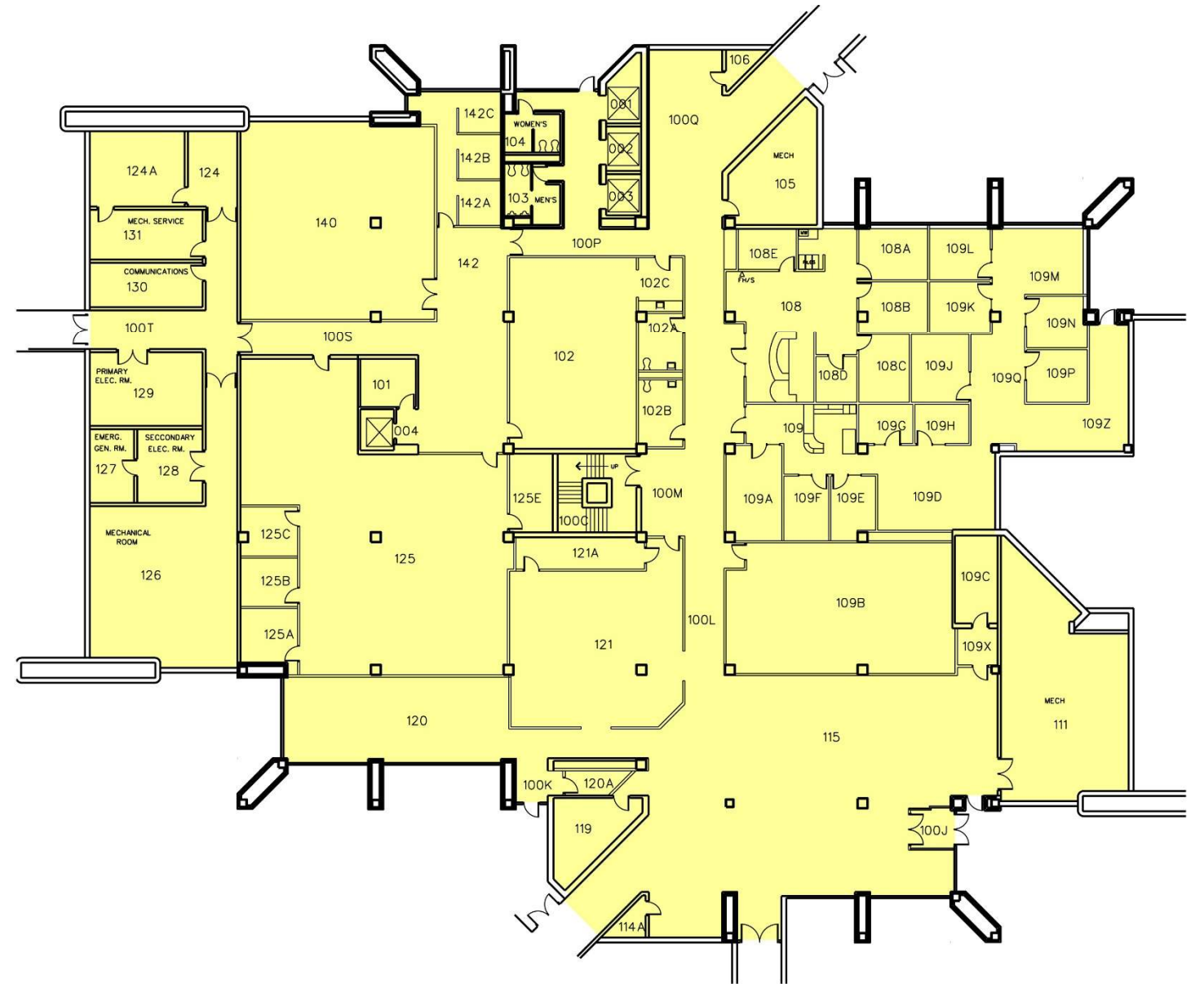
2025 David A. Cofrin Library First Floor

- Physical Condition of "1" or "2"; Functional Condition of "A" or "B"
- Physical Condition of "3" or "4"; Functional Condition of "C" or "D"



Physical Condition



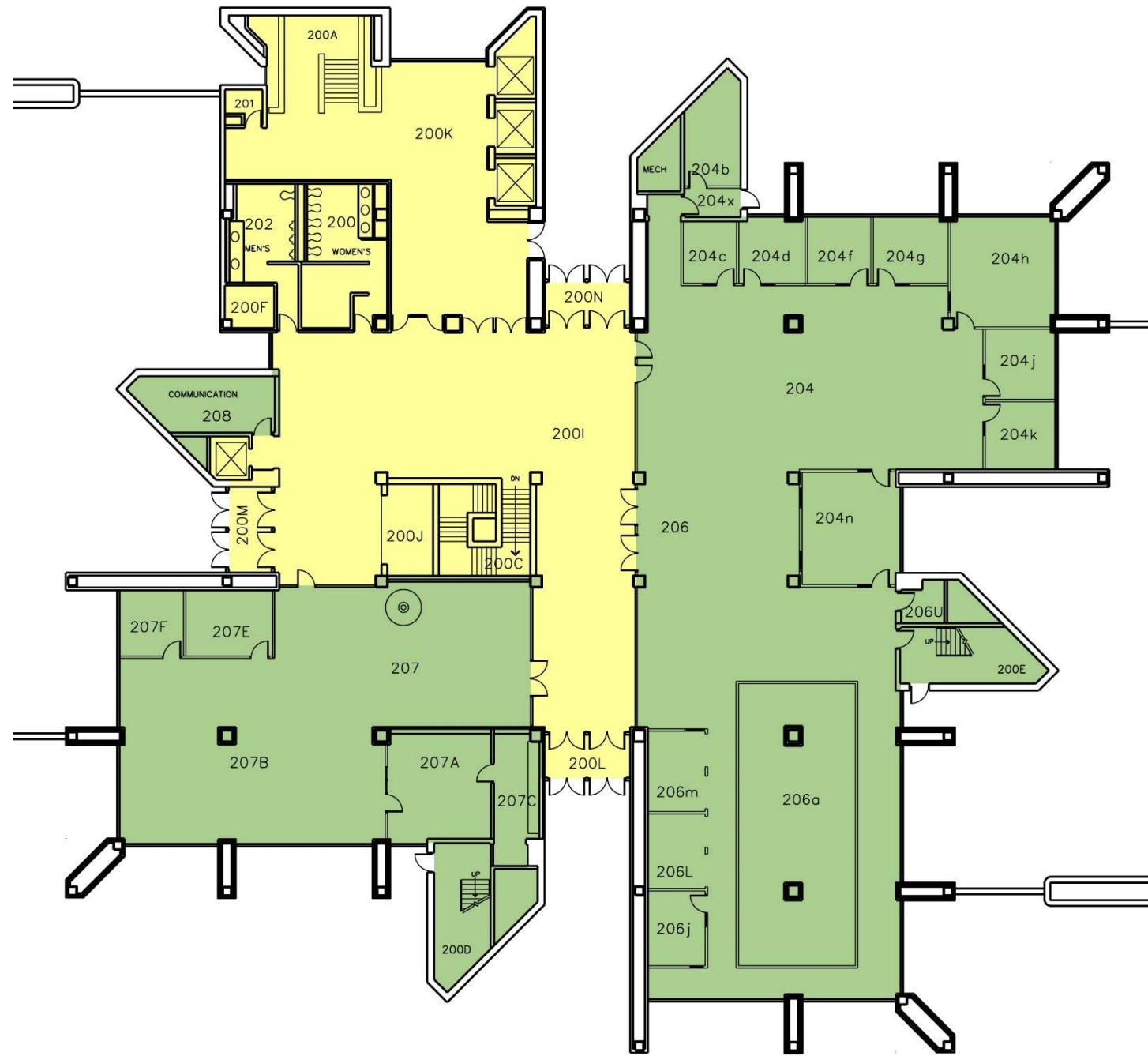
Functional Condition



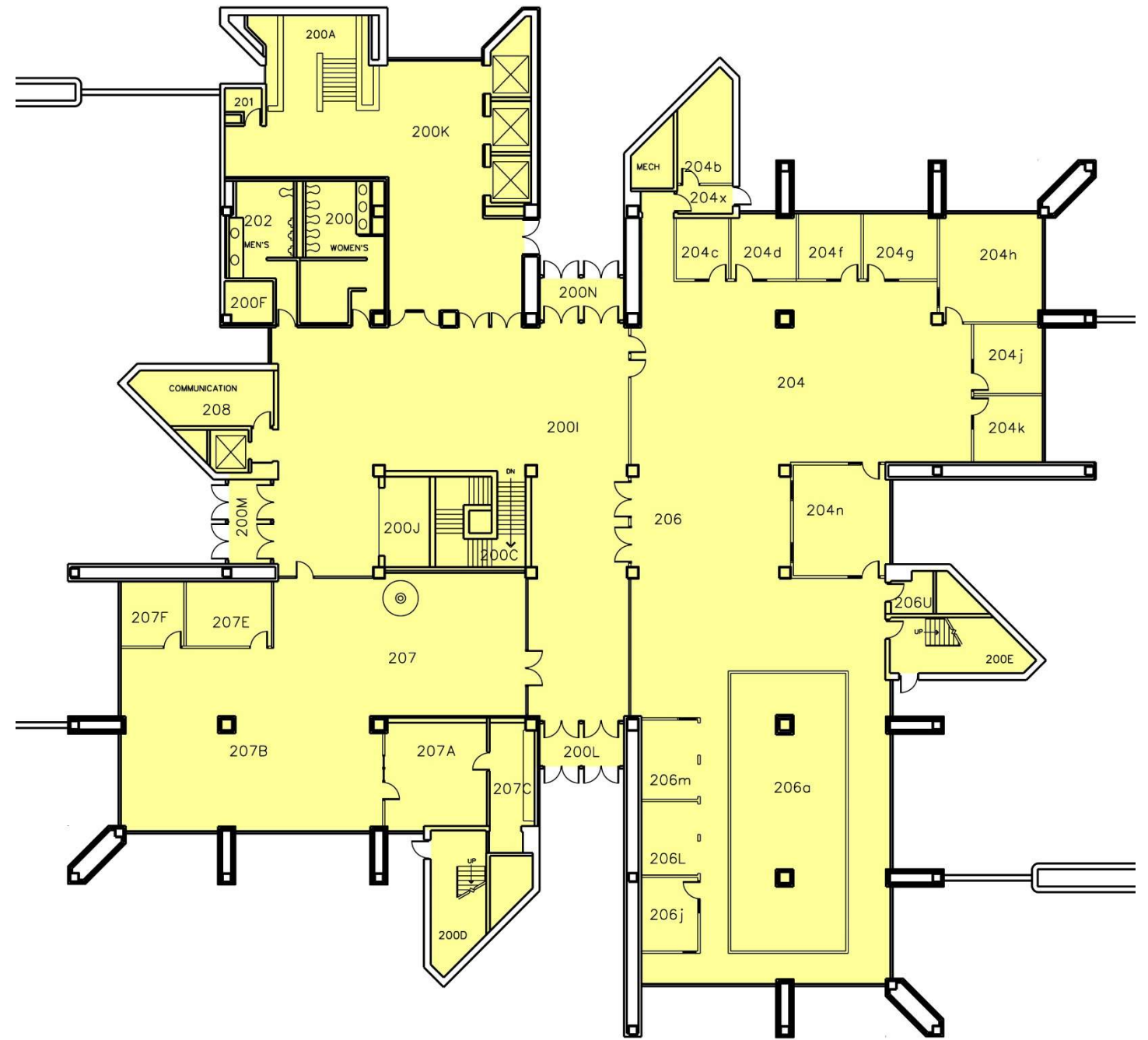
2025 David A. Cofrin Library
Second Floor

-  Physical Condition of "1" or "2"; Functional Condition of "A" or "B"
-  Physical Condition of "3" or "4"; Functional Condition of "C" or "D"



Physical Condition



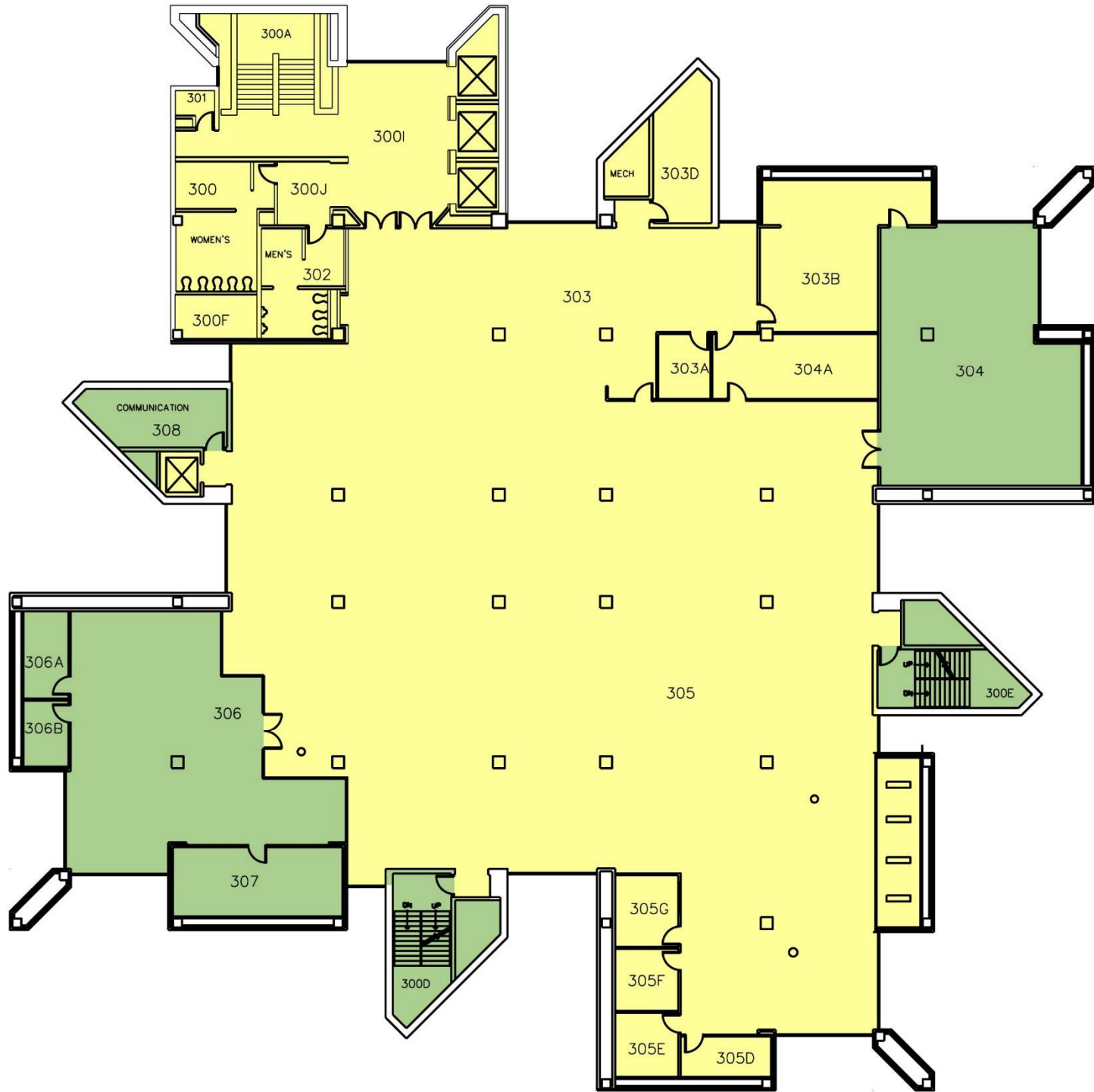
Functional Condition



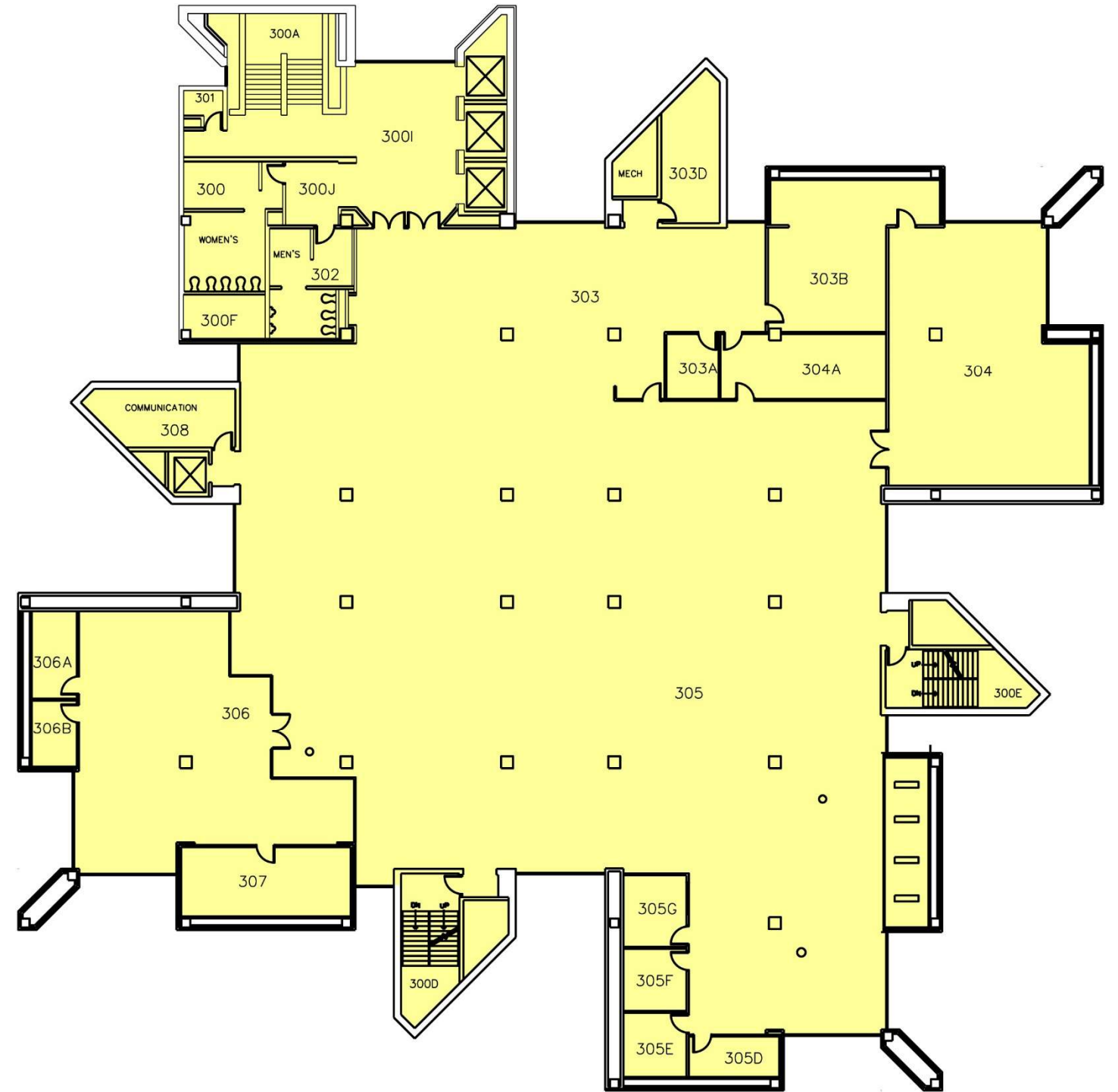
**2025 David A. Cofrin Library
Third Floor**

-  Physical Condition of "1" or "2"; Functional Condition of "A" or "B"
-  Physical Condition of "3" or "4"; Functional Condition of "C" or "D"



Physical Condition



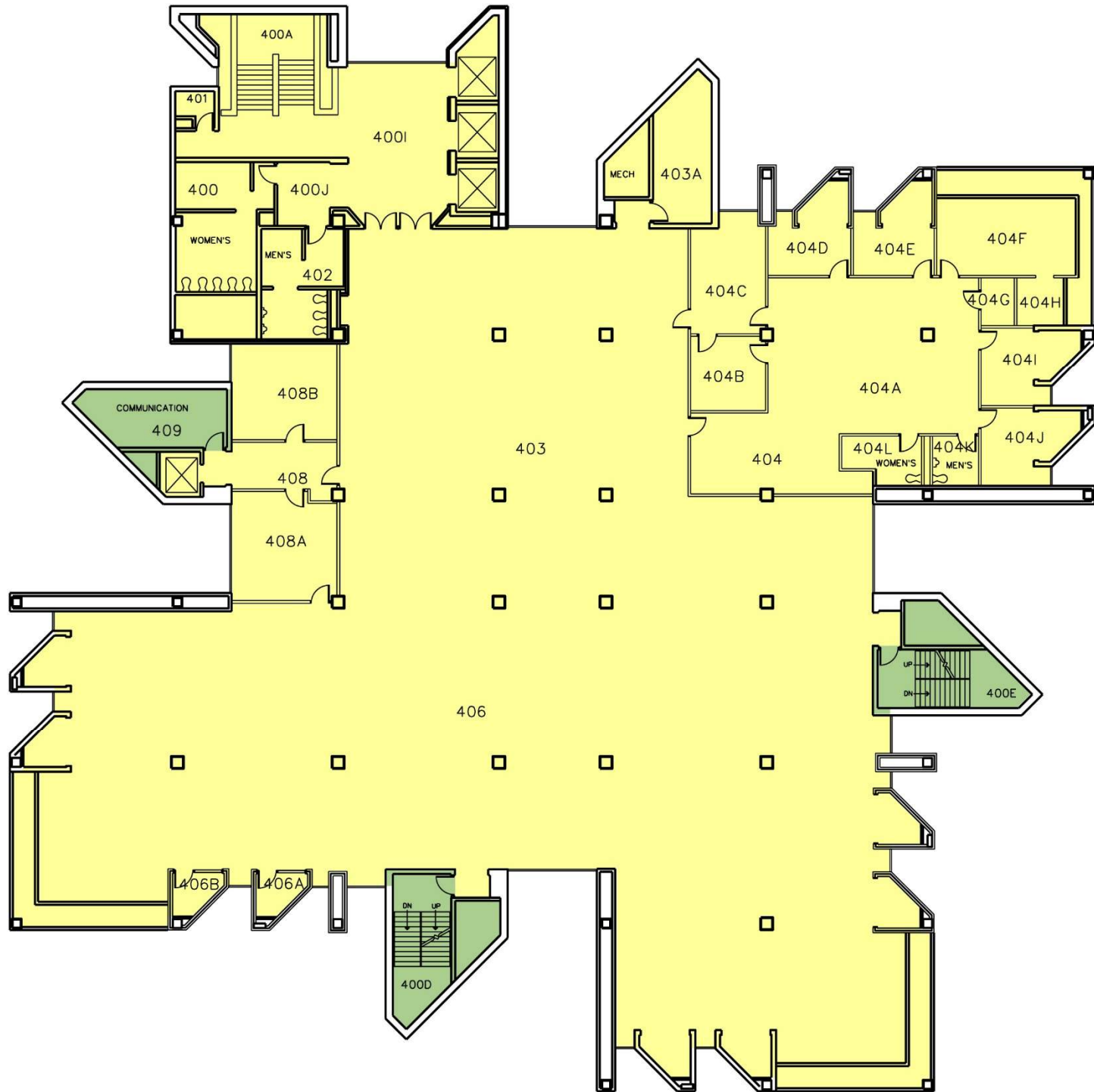
Functional Condition



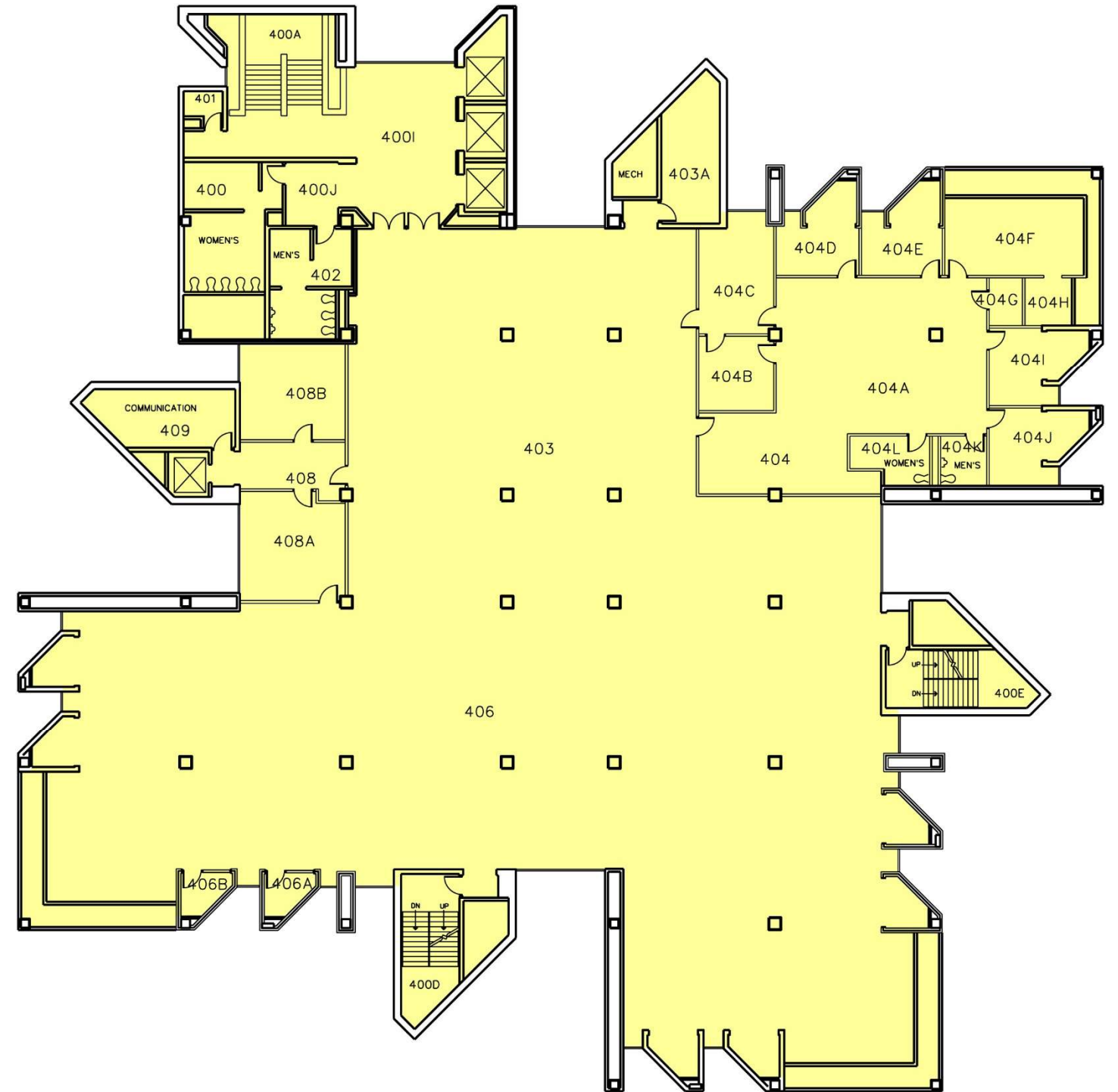
**2025 David A. Cofrin Library
Fourth Floor**

-  Physical Condition of "1" or "2"; Functional Condition of "A" or "B"
-  Physical Condition of "3" or "4"; Functional Condition of "C" or "D"



Physical Condition



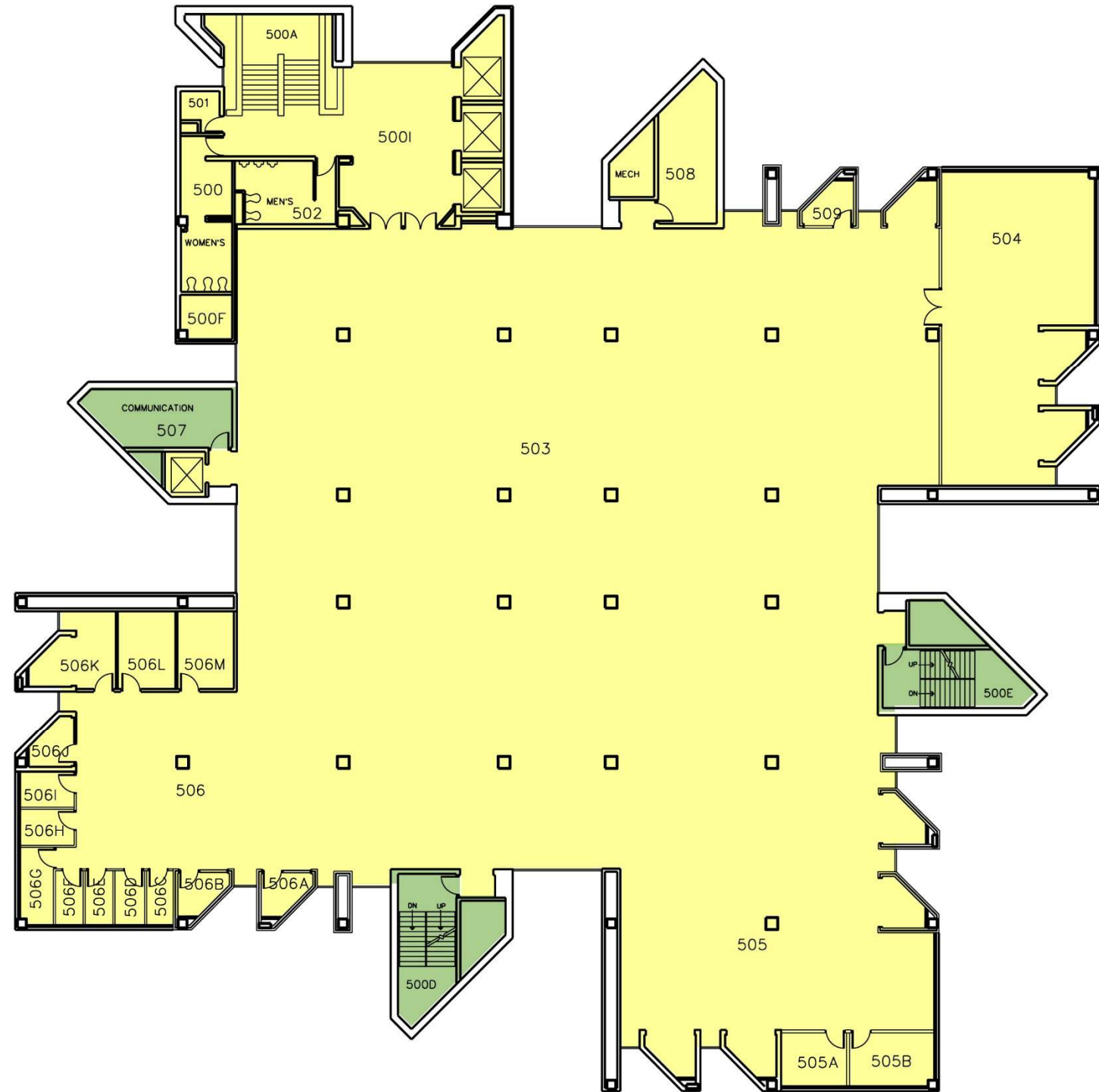
Functional Condition



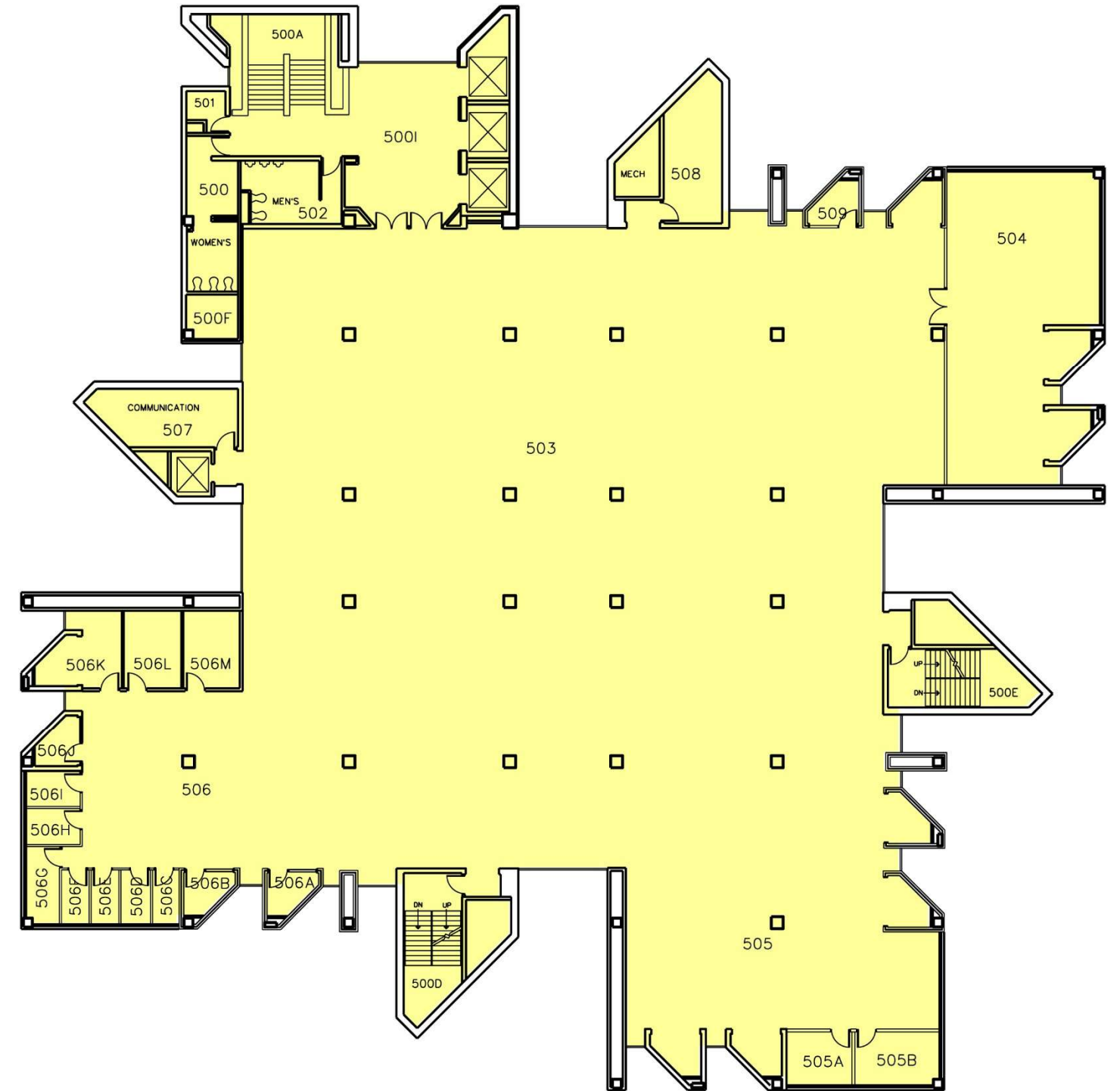
**2025 David A. Cofrin Library
Fifth Floor**

-  Physical Condition of "1" or "2"; Functional Condition of "A" or "B"
-  Physical Condition of "3" or "4"; Functional Condition of "C" or "D"



Physical Condition



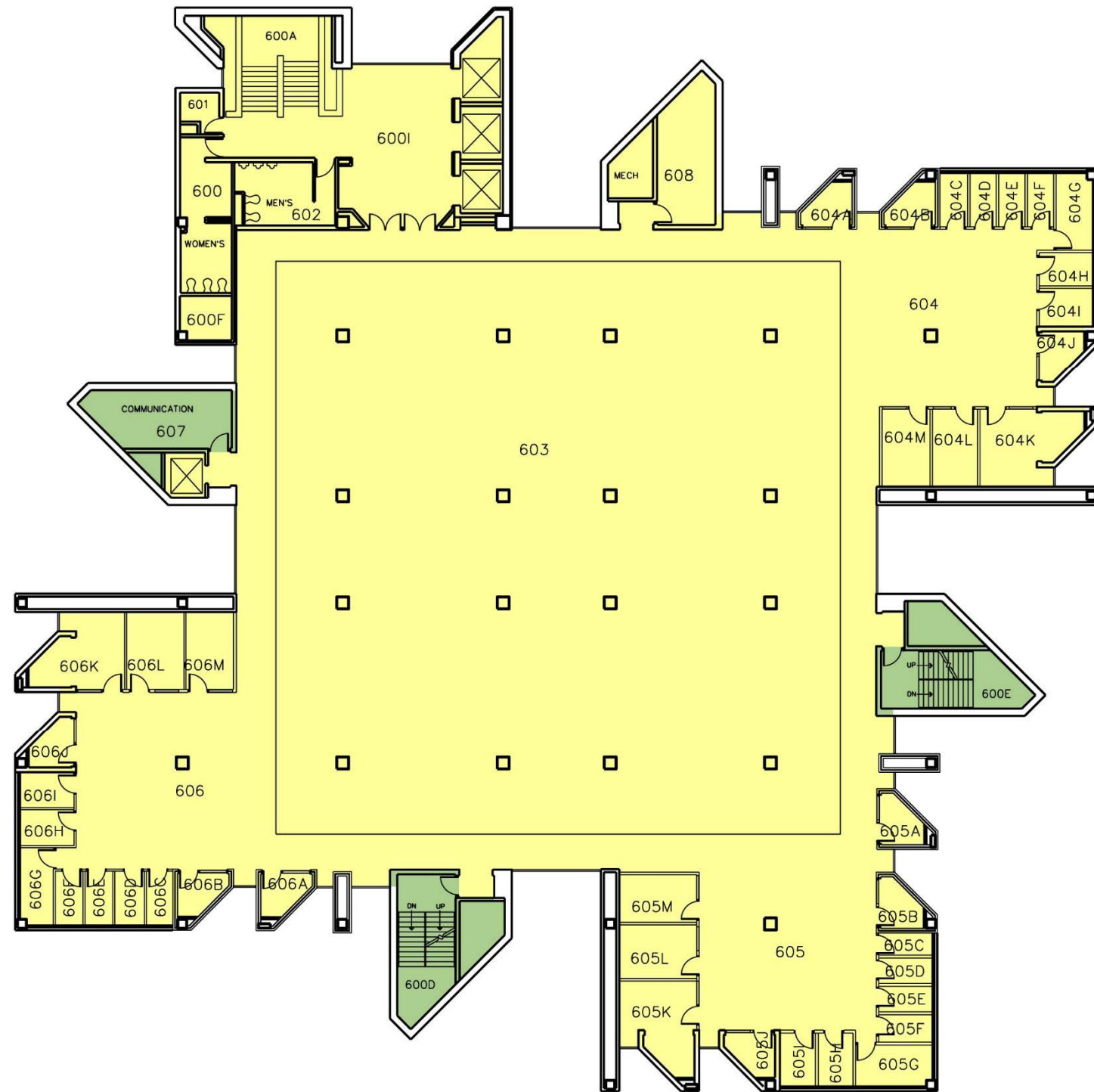
Functional Condition



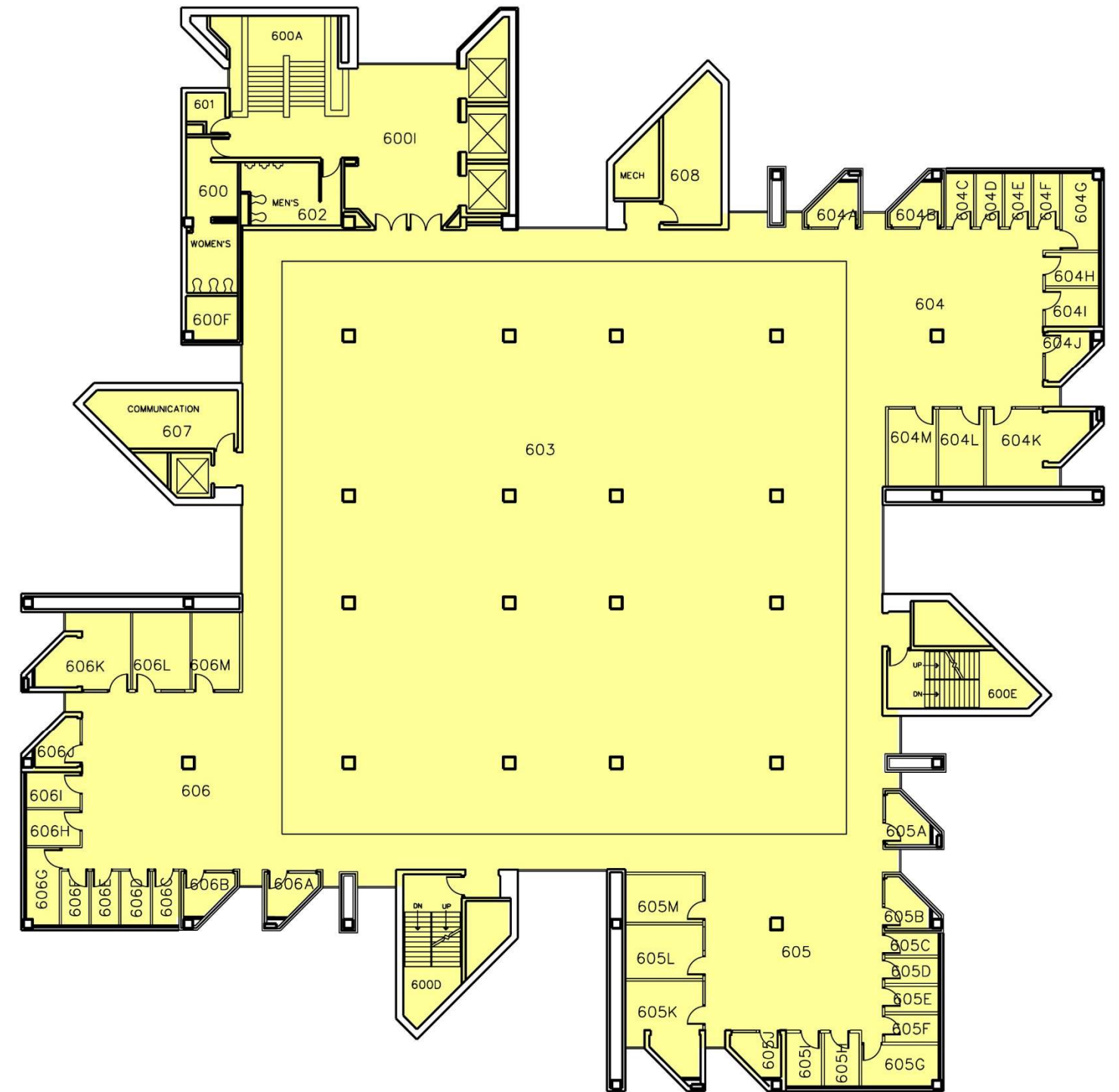
**2025 David A. Cofrin Library
Sixth Floor**

-  Physical Condition of "1" or "2"; Functional Condition of "A" or "B"
-  Physical Condition of "3" or "4"; Functional Condition of "C" or "D"

Physical Condition



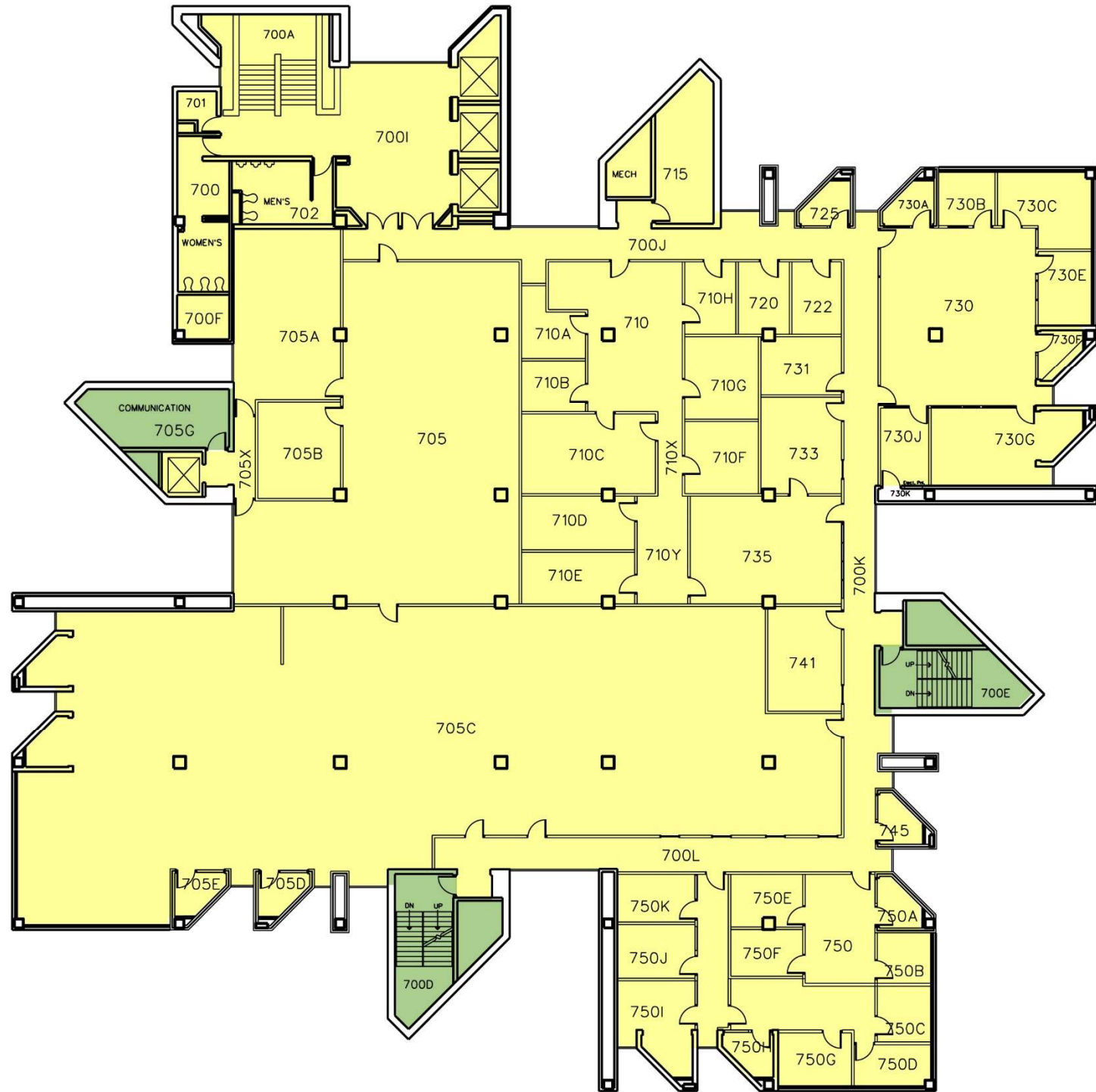
Functional Condition



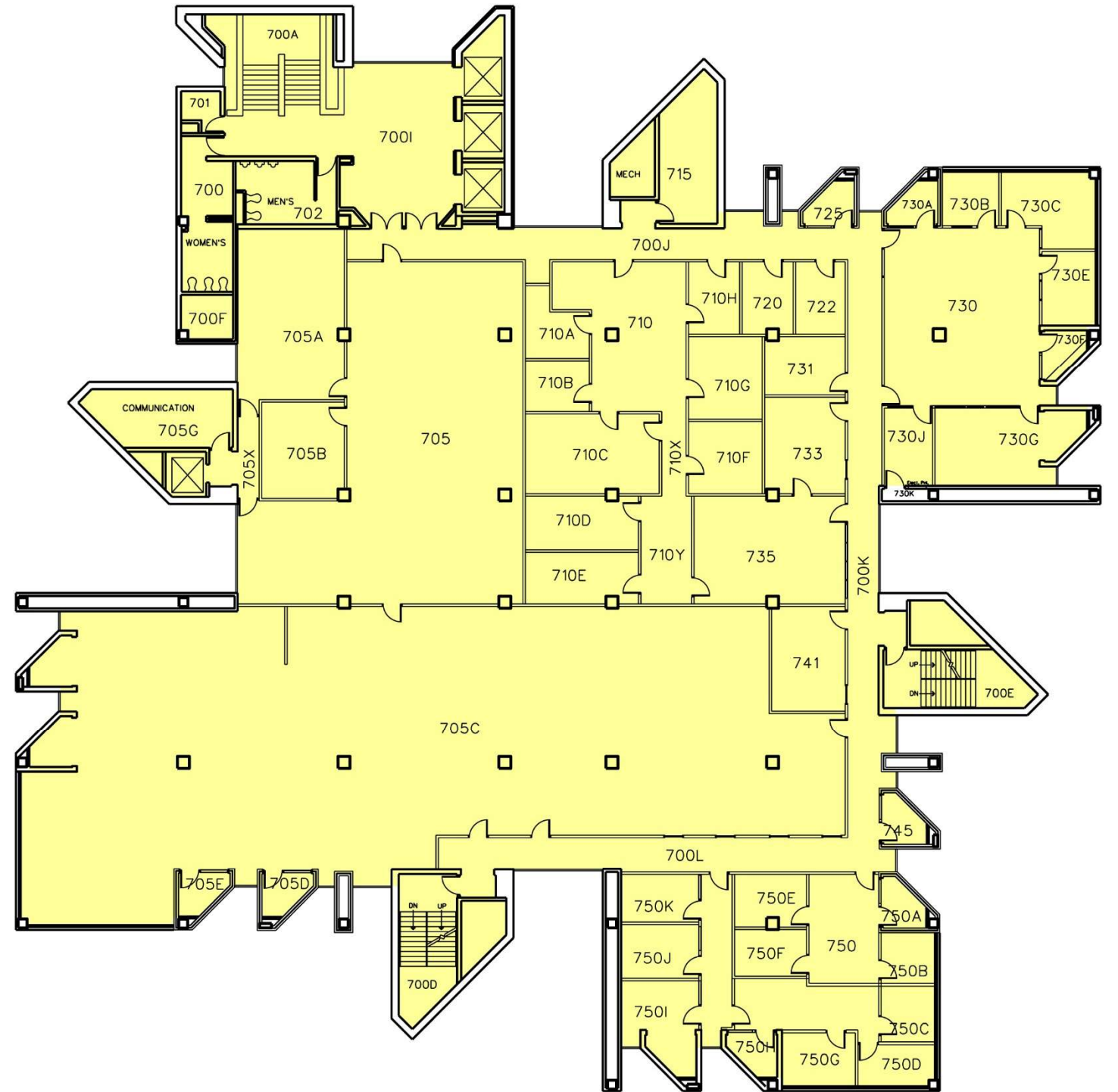
**2025 David A. Cofrin Library
Seventh Floor**

- Physical Condition of "1" or "2"; Functional Condition of "A" or "B"
- Physical Condition of "3" or "4"; Functional Condition of "C" or "D"

Physical Condition



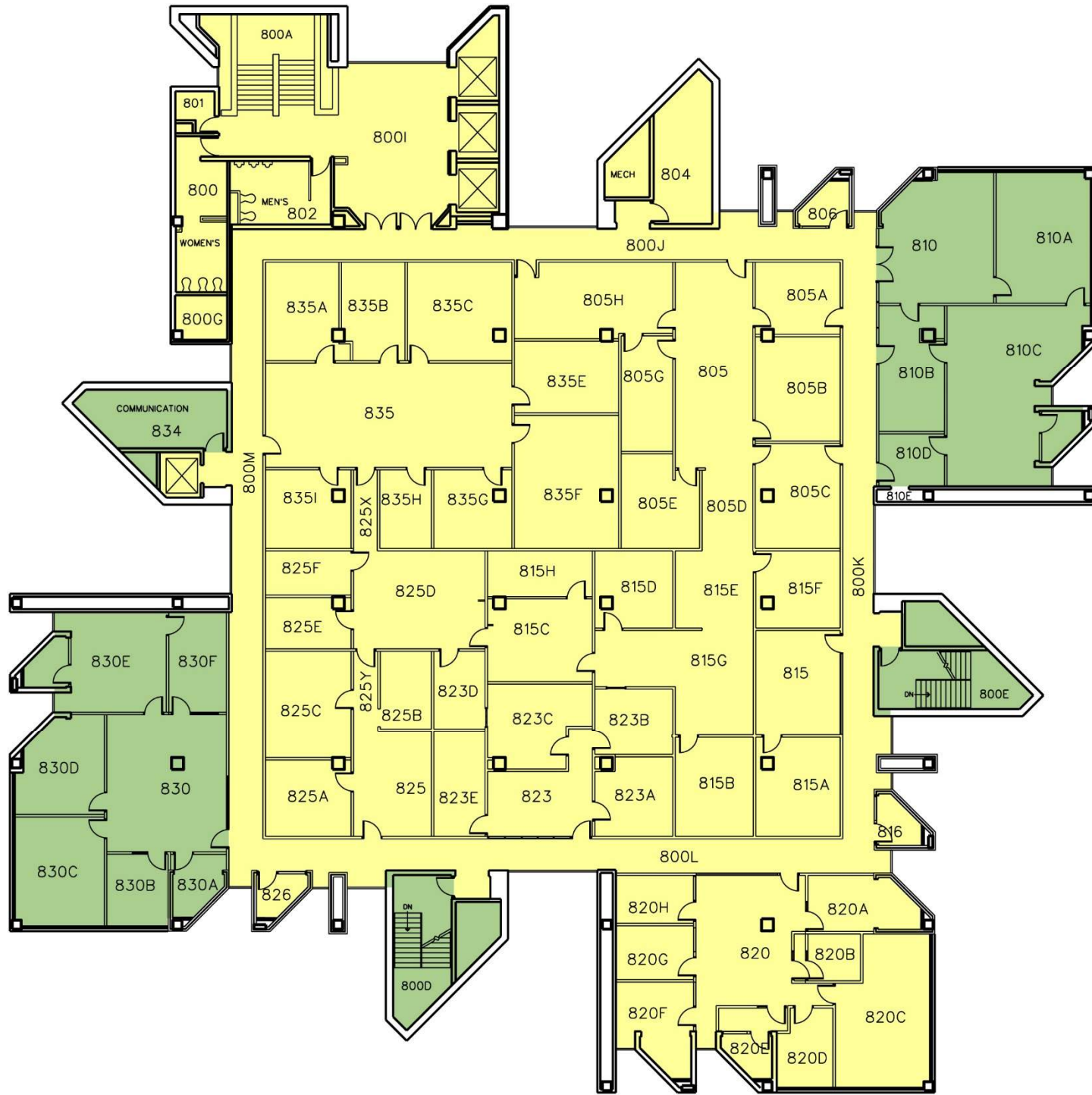
Functional Condition



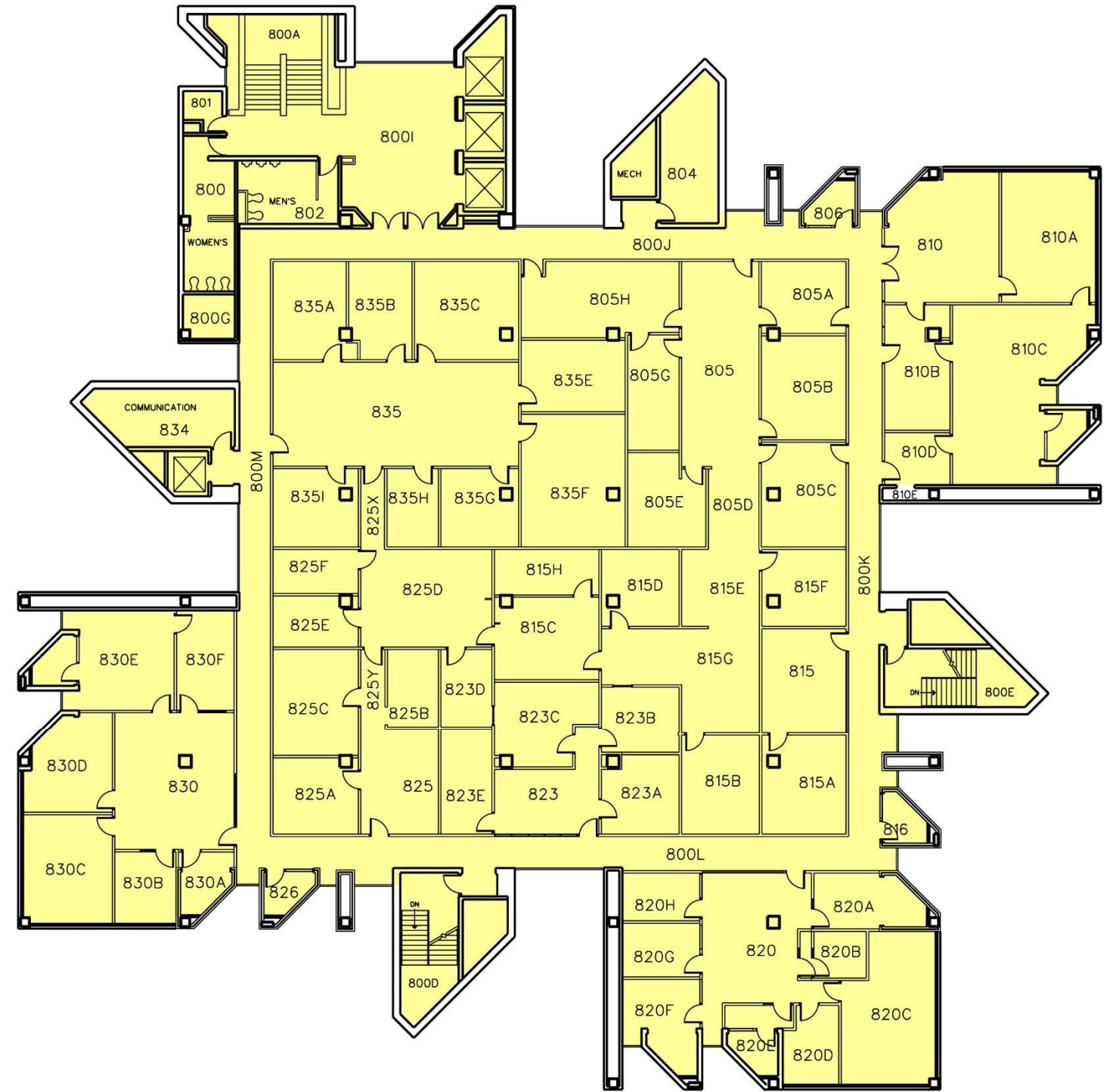
**2025 David A. Cofrin Library
Eighth Floor**

- Physical Condition of “1” or “2”; Functional Condition of “A” or “B”
- Physical Condition of “3” or “4”; Functional Condition of “C” or “D”

Physical Condition



Functional Condition



FAC-A - FACILITIES CONDITION ASSESSMENT

Institution **UW-Green Bay**
 Building Name **2027 Theatre Hall**

Date **7-22-22**

Physical Condition Summary

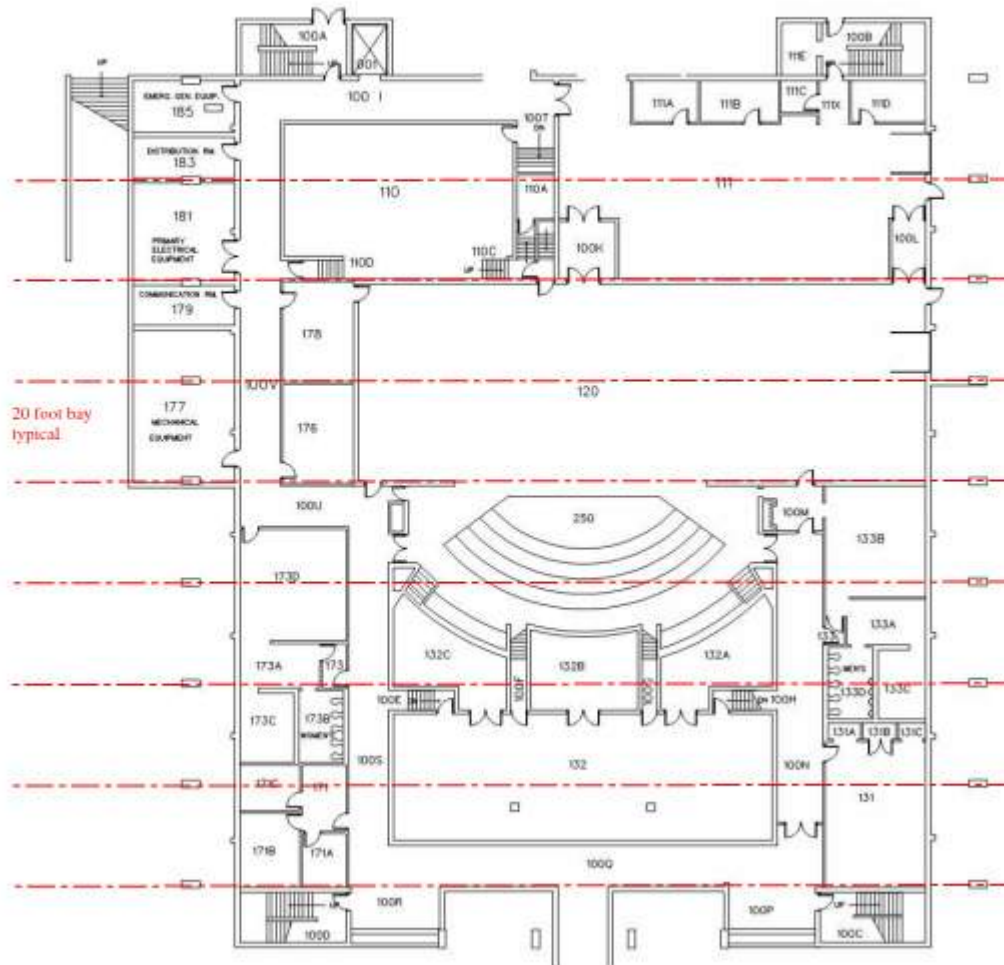
The following UW System table is used to grade the physical condition of building elements:

CODE	RATING	ACTION REQUIRED	RENOVATION COST	RATING DESCRIPTION
1	Good	Minimal Renovation	0-15%	Suitable for continued use with normal operational maintenance.
2	Satisfactory	Limited Renovation	5-15%	Minor deterioration. Requires minor repair or restoration to present acceptable conditions.
3	Fair	Moderate Renovation	16-30%	Moderate deterioration or partial obsolescence. Requires moderate restoration or updating.
4	Poor	Significant Renovation	31-45%	Significant deterioration or obsolescence. Requires significant restoration, updating, or partial replacement of components.
5	Unsatisfactory	Major Renovation	46-60%	Extensive deterioration or obsolescence. Requires extensive restoration, updating, and significant replacement of systems and/or components.
6	Replace	Complete Replacement	100%	Is deteriorated beyond restoration, completely obsolete, or unsuitable for proposed use. Requires complete replacement of systems and/or components.
7	Abandonment	Demolition/ Removal	100%	Not needed; not suitable for proposed use; should not be replaced. Demolition/removal required.

CODE	DESCRIPTION	RATING	RENOVATION COST	COMMENTS
A	STRUCTURE	2	5-15%	Loading (PSF): Classrooms – 50 + partitions, Offices – 60 + partitions, Seats/Corridors – 80, Stage/mechanical – 150, Roof – 30, Wind - 20. Floor-to-floor: 15'-0" from first to second floor, 12'-8" from second to third floor, 13'-2" third floor to roof. Structural Bay spacing 20'-0" x clear span of entire facility.
C	INTERIORS	3	16-30%	
	Classrooms, Labs, and Offices	2		
	Circulation / Concourse	3		
	Restrooms	3		
	Back of House	3		
	AVERAGE	3	16-30%	

Structural Bay Spacing

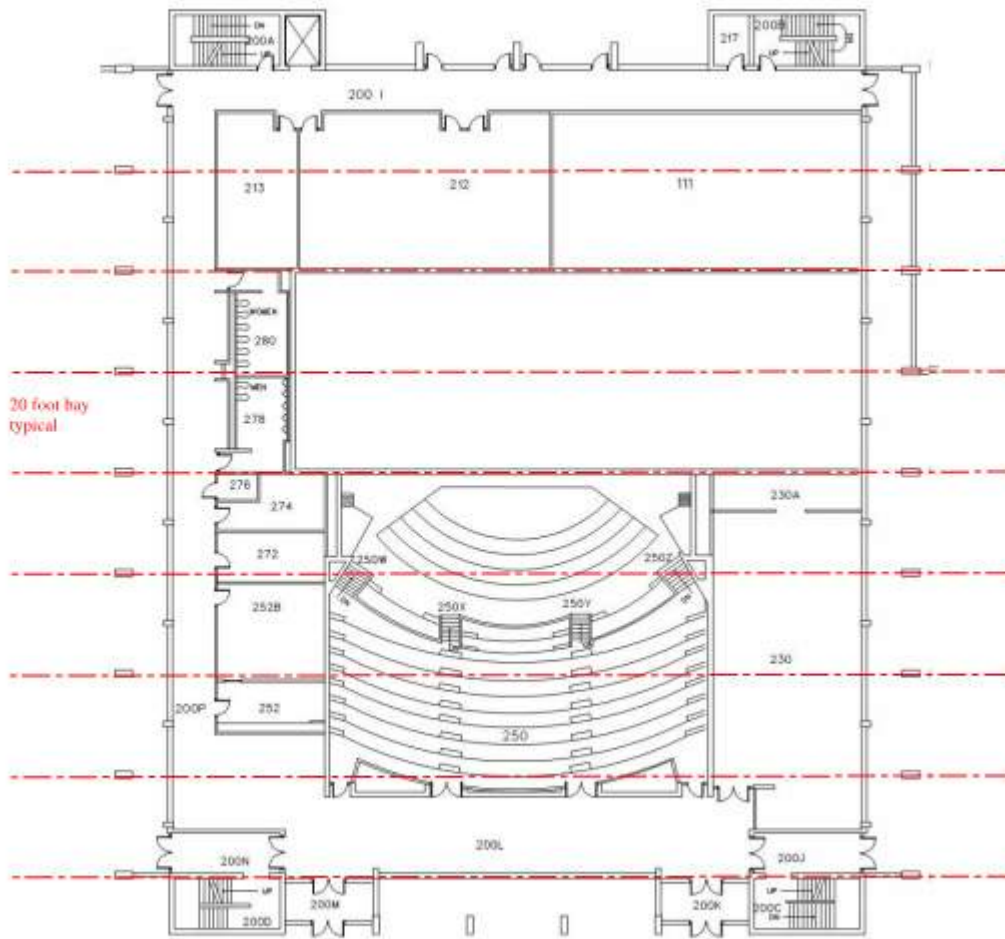
2027 Theatre Hall



First Floor

Structural Bay Spacing

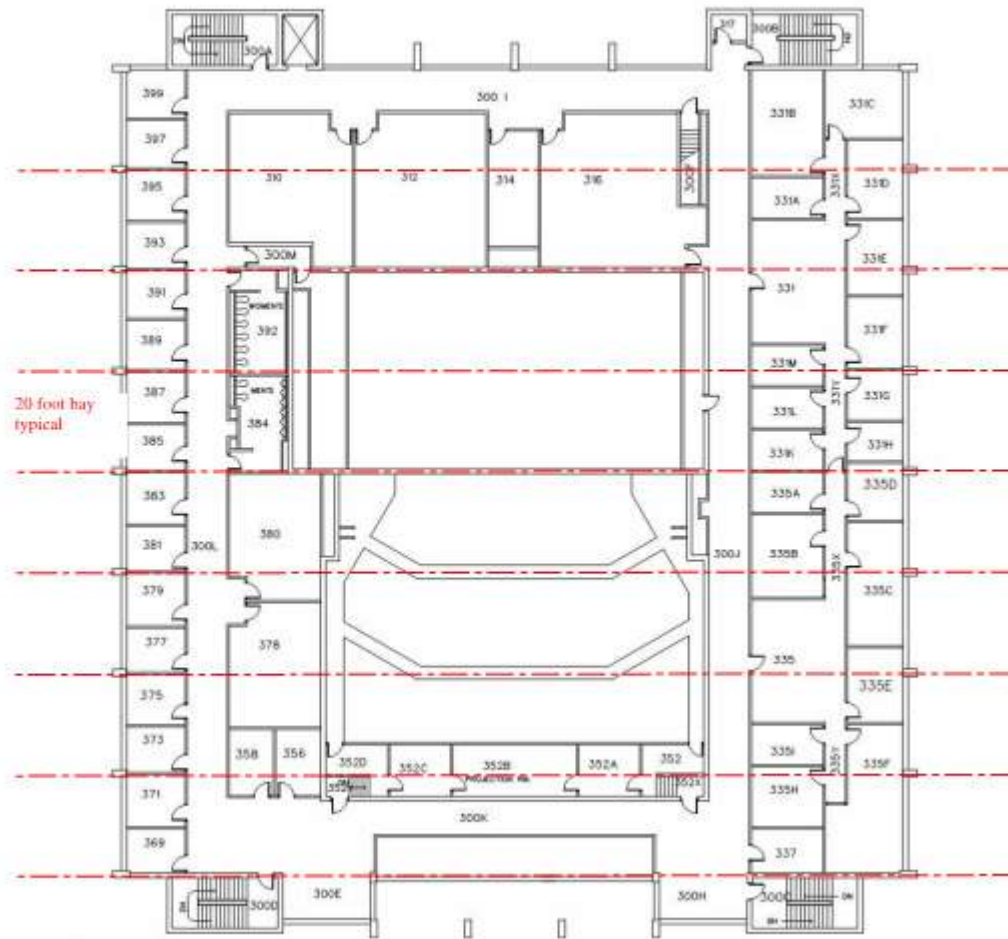
2027 Theatre Hall



Second Floor

Structural Bay Spacing

2027 Theatre Hall



Third Floor

FAC-A - FACILITIES CONDITION ASSESSMENT

Institution **UW-Green Bay**
 Building Name **2027 Theatre Hall**

Date **7-22-22**

Functional Condition Summary

The following UW System table is used to grade the physical condition of building elements:

CODE	RATING	ACTION REQUIRED	RENOVATION COST	RATING DESCRIPTION
A	Excellent/ Highly-Suited	None	0-15%	Highly suited or optimally matched to the design intent and configuration of the space. The architectural features of the space support the use/activity.
B	Satisfactory	Limited Remodeling	5-15%	Suitable for continued use. Provides adequate support for program delivery. Although the space is not optimal for use, minor modifications can improve the suitability.
C	Conditional	Moderate Remodeling	16-30%	Limited suitability for continued use. Less than adequate support for program delivery. Requires limited remodeling to support continued use adequately.
D	Poor	Extensive Remodeling	31-45%	Not suitable for continued use. Space significantly inhibits program delivery. Could be made suitable with extensive remodeling.
F	Unsatisfactory	Change of Use w/ Extensive Remodeling	46-60%	Not suitable or not needed for present use. Can be made suitable for another campus use through extensive remodeling.
I	Abandonment	Demolition	100%	Not suitable or not needed for present use. Is not or cannot be made suitable and/or is not needed for another campus use.

DESCRIPTION	RATING	RENOVATION COST	COMMENTS
STRUCTURE	B	5-15%	
VERTICAL CIRCULATION	C	16-30%	
INTERIORS	C	16-30%	
Classrooms, Labs, and Offices	B		
Circulation / Concourse	C		
Restrooms	C		
Back of House	C		
AVERAGE	C	16-30%	

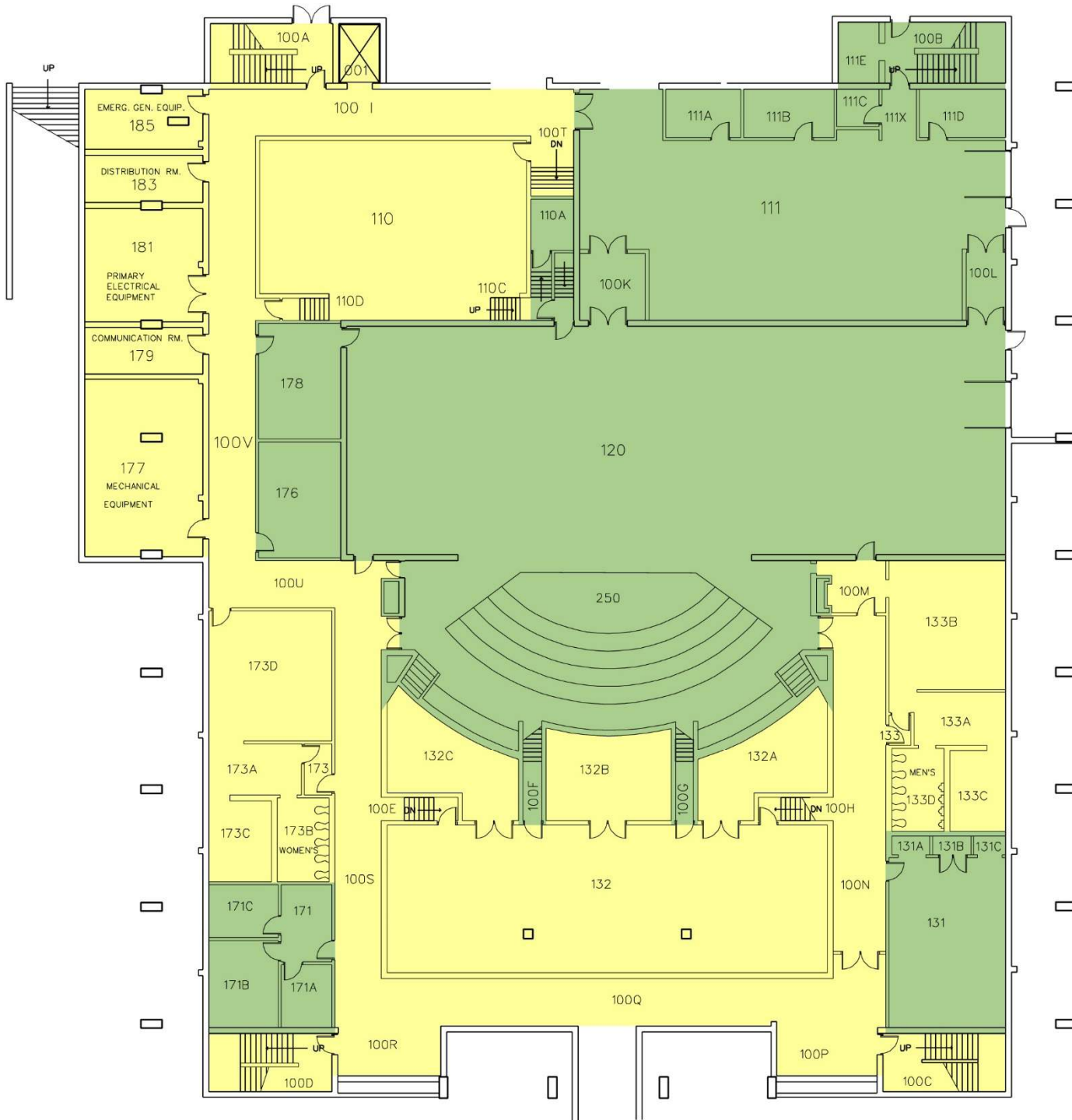


Room 100S, looking north.

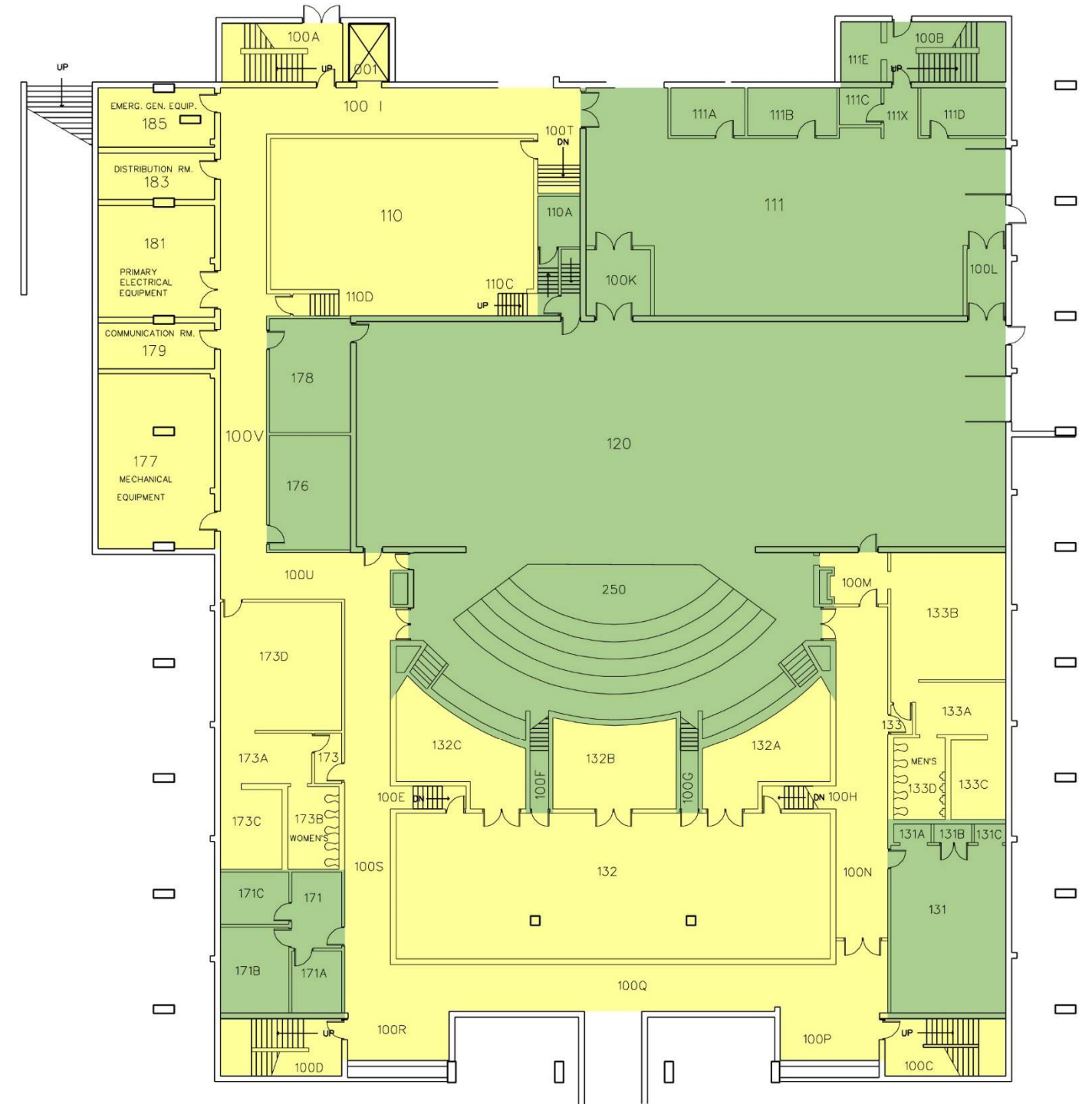
**2027 Theatre Hall
First Floor**

- Physical Condition of "1" or "2"; Functional Condition of "A" or "B"
- Physical Condition of "3" or "4"; Functional Condition of "C" or "D"

Physical Condition



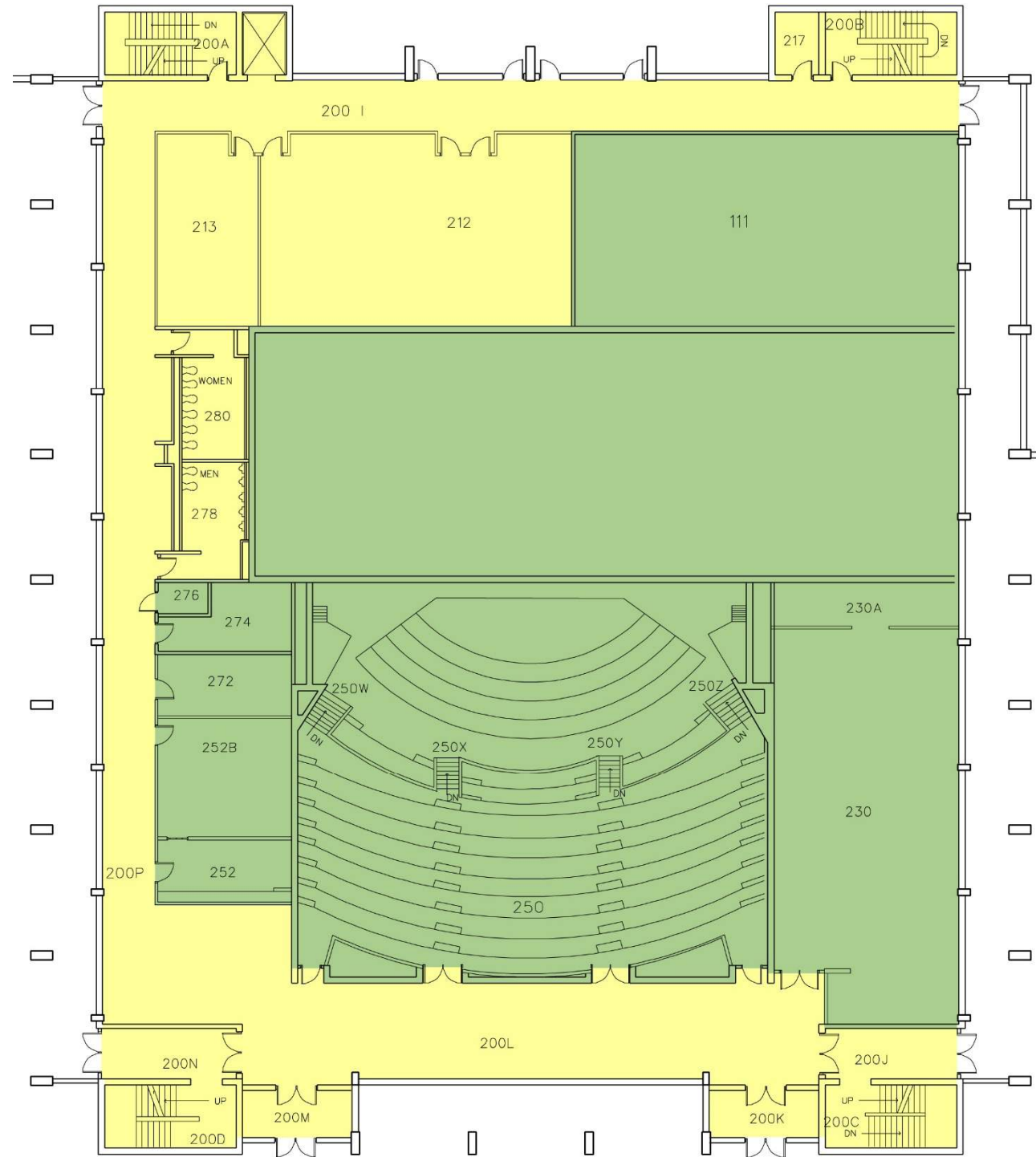
Functional Condition



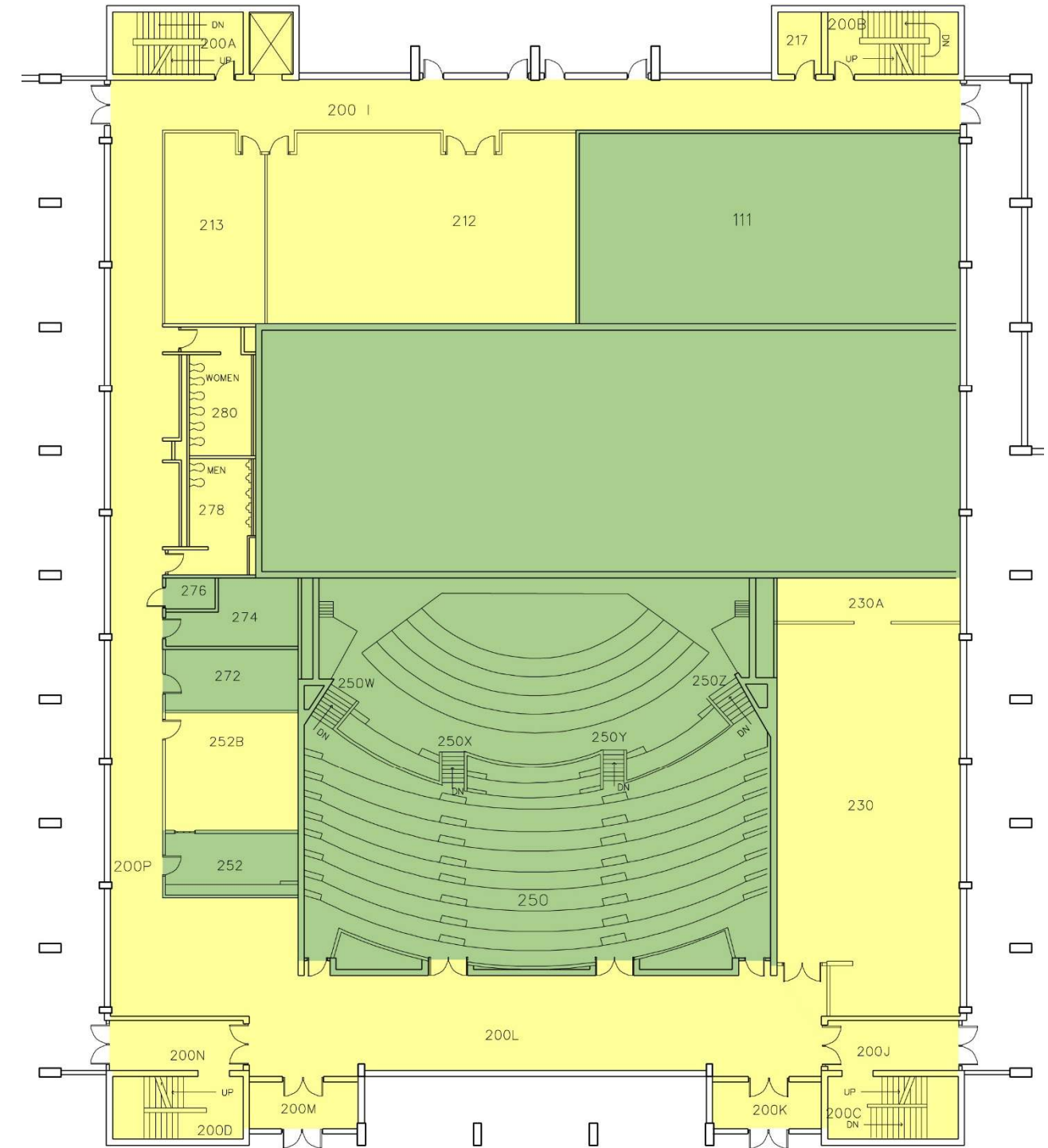
**2027 Theatre Hall
Second Floor**

- Physical Condition of "1" or "2"; Functional Condition of "A" or "B"
- Physical Condition of "3" or "4"; Functional Condition of "C" or "D"

Physical Condition



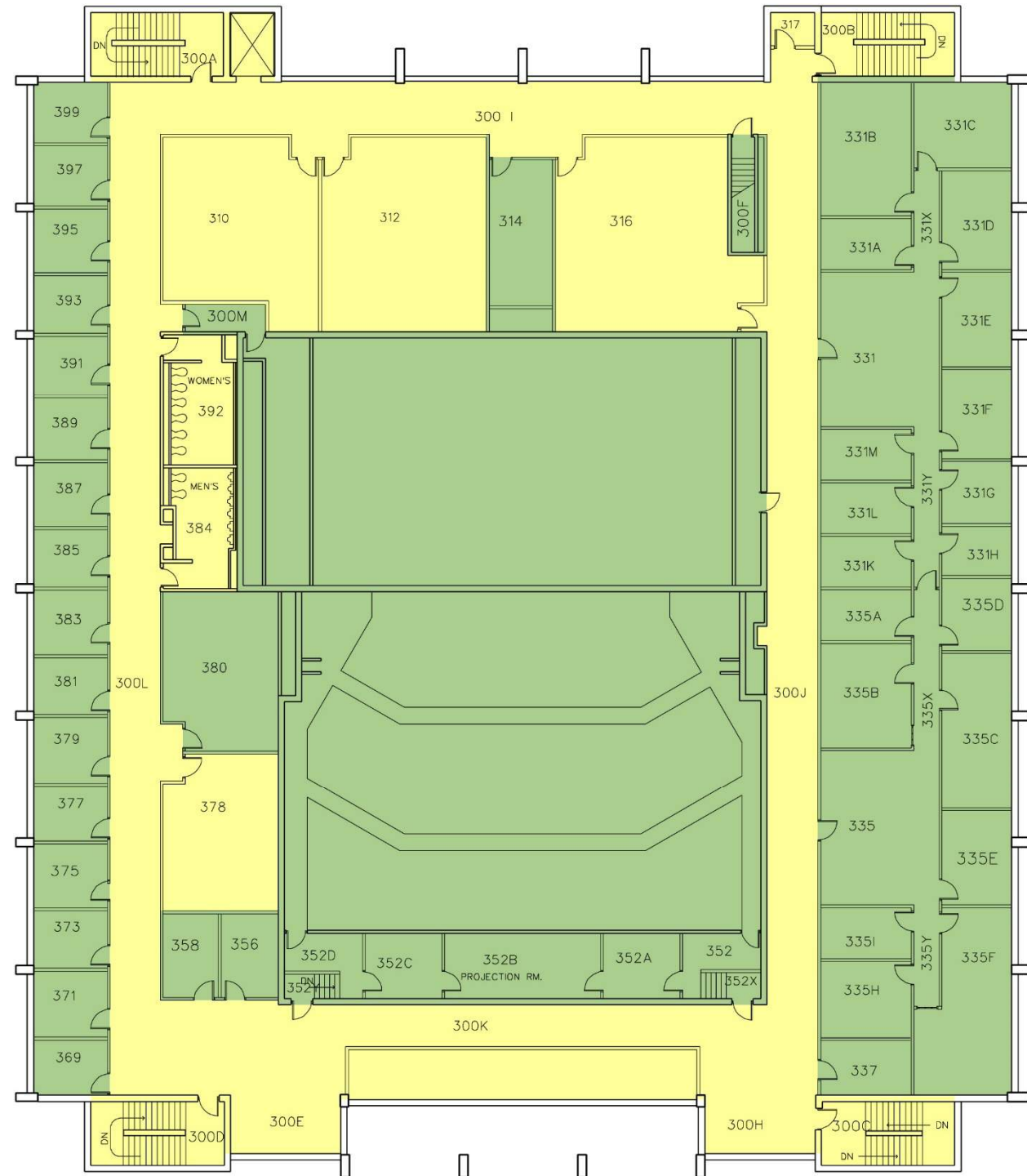
Functional Condition



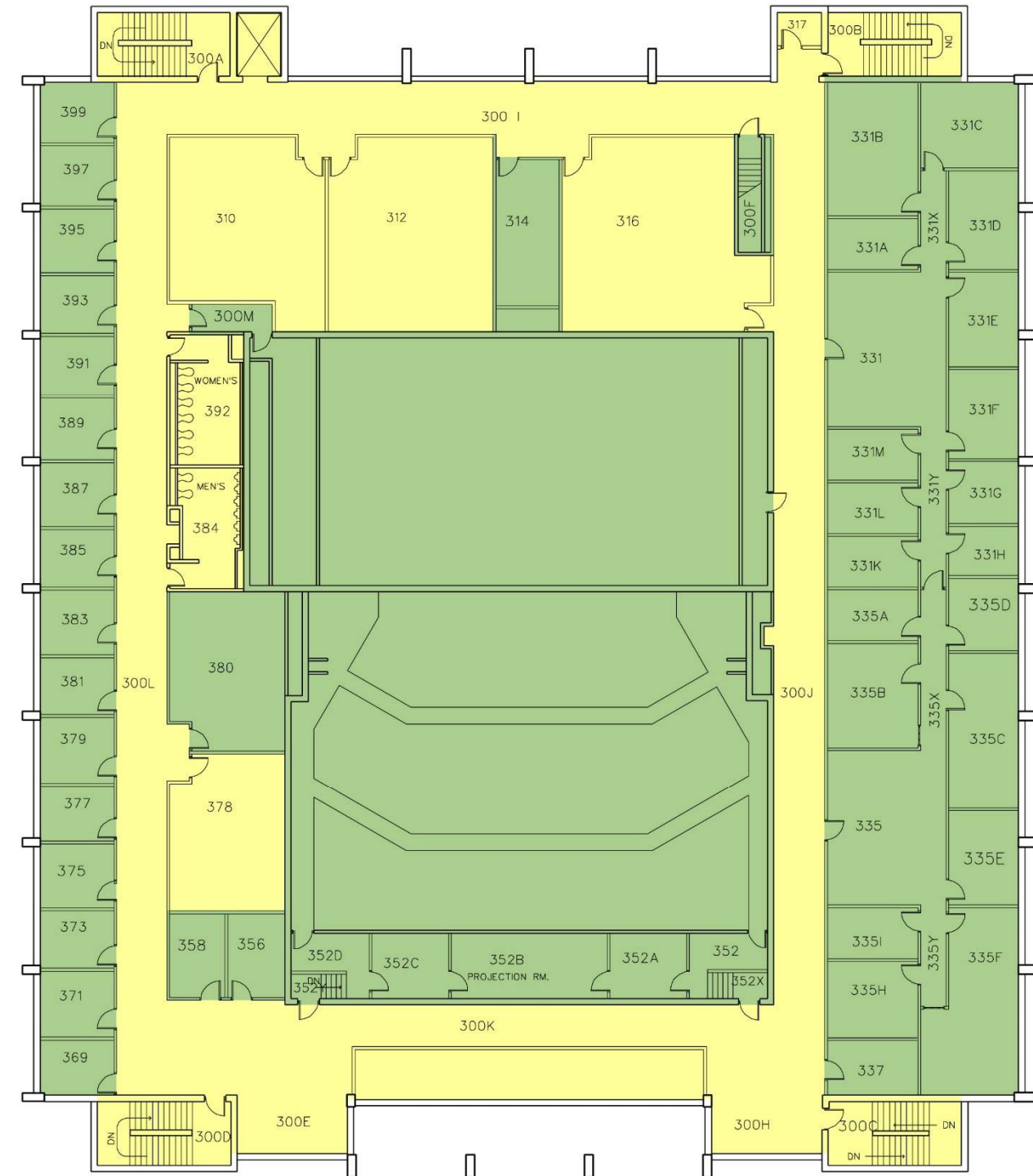
2027 Theatre Hall Third Floor

- Physical Condition of "1" or "2"; Functional Condition of "A" or "B"
- Physical Condition of "3" or "4"; Functional Condition of "C" or "D"

Physical Condition



Functional Condition





Physical Condition Summary

The following UW System table is used to grade the physical condition of building elements:

CODE	RATING	ACTION REQUIRED	RENOVATION COST	RATING DESCRIPTION
1	Good	Minimal Renovation	0-15%	Suitable for continued use with normal operational maintenance.
2	Satisfactory	Limited Renovation	5-15%	Minor deterioration. Requires minor repair or restoration to present acceptable conditions.
3	Fair	Moderate Renovation	16-30%	Moderate deterioration or partial obsolescence. Requires moderate restoration or updating.
4	Poor	Significant Renovation	31-45%	Significant deterioration or obsolescence. Requires significant restoration, updating, or partial replacement of components.
5	Unsatisfactory	Major Renovation	46-60%	Extensive deterioration or obsolescence. Requires extensive restoration, updating, and significant replacement of systems and/or components.
6	Replace	Complete Replacement	100%	Is deteriorated beyond restoration, completely obsolete, or unsuitable for proposed use. Requires complete replacement of systems and/or components.
7	Abandonment	Demolition/ Removal	100%	Not needed; not suitable for proposed use; should not be replaced. Demolition/removal required.

CODE	DESCRIPTION	RATING	RENOVATION COST	COMMENTS
A	STRUCTURE*	2	5-15%	Loading (PSF): Majority of facility is Slab-on-grade. Corridors/Stairs - 100, Roof – 30, Wind - 20. Floor-to-floor: 13'-4" from basement to main level. Floor to roof varies as ceiling heights range from 9'-0" in typical offices to 28'-0" in gyms. Structural Bay spacing varies. * Structural Bay Spacing diagrams are not included due to complexity of grid spacing, building addition configuration, and variety of athletic spaces.
C	INTERIORS	2	5-15%	
	Classrooms, Labs, and Offices	2		Locker rooms and offices in original building showing the most wear.
	Circulation / Concourse	2		
	Restrooms	2		
	Back of House	2		
	AVERAGE	2	5-15%	

FAC-A - FACILITIES CONDITION ASSESSMENT

Institution **UW-Green Bay**
 Building Name **2028 Kress Events Center**

Date **7-22-22**

Functional Condition Summary

The following UW System table is used to grade the physical condition of building elements:

CODE	RATING	ACTION REQUIRED	RENOVATION COST	RATING DESCRIPTION
A	Excellent/ Highly-Suited	None	0-15%	Highly suited or optimally matched to the design intent and configuration of the space. The architectural features of the space support the use/activity.
B	Satisfactory	Limited Remodeling	5-15%	Suitable for continued use. Provides adequate support for program delivery. Although the space is not optimal for use, minor modifications can improve the suitability.
C	Conditional	Moderate Remodeling	16-30%	Limited suitability for continued use. Less than adequate support for program delivery. Requires limited remodeling to support continued use adequately.
D	Poor	Extensive Remodeling	31-45%	Not suitable for continued use. Space significantly inhibits program delivery. Could be made suitable with extensive remodeling.
F	Unsatisfactory	Change of Use w/ Extensive Remodeling	46-60%	Not suitable or not needed for present use. Can be made suitable for another campus use through extensive remodeling.
I	Abandonment	Demolition	100%	Not suitable or not needed for present use. Is not or cannot be made suitable and/or is not needed for another campus use.

DESCRIPTION	RATING	RENOVATION COST	COMMENTS
STRUCTURE	A	0-15%	
VERTICAL CIRCULATION	A	0-15%	
INTERIORS	A	0-15%	Turf gym is undersized and not configured for expansion.
Classrooms, Labs, and Offices	A		
Circulation / Concourse	A		
Restrooms	A		
Back of House	A		
AVERAGE	A	0-15%	

FAC-A - FACILITIES CONDITION ASSESSMENT

Institution **UW-Green Bay**
Building Name **2028 Kress Events Center**

Date **7-22-22**



Room 161, looking southeast.



Room 133, looking west.



Room 100B, looking toward room 126.



Room 105A, looking west.

Room 150, looking south.

Room 101, looking west.

FAC-A - FACILITIES CONDITION ASSESSMENT

Institution **UW-Green Bay**
Building Name **2028 Kress Events Center**

Date **7-22-22**



Room 150E, looking south.



Room 100F, looking east.



Room 157C, looking west.



Room 157A, looking west.



Room 150G, looking west.

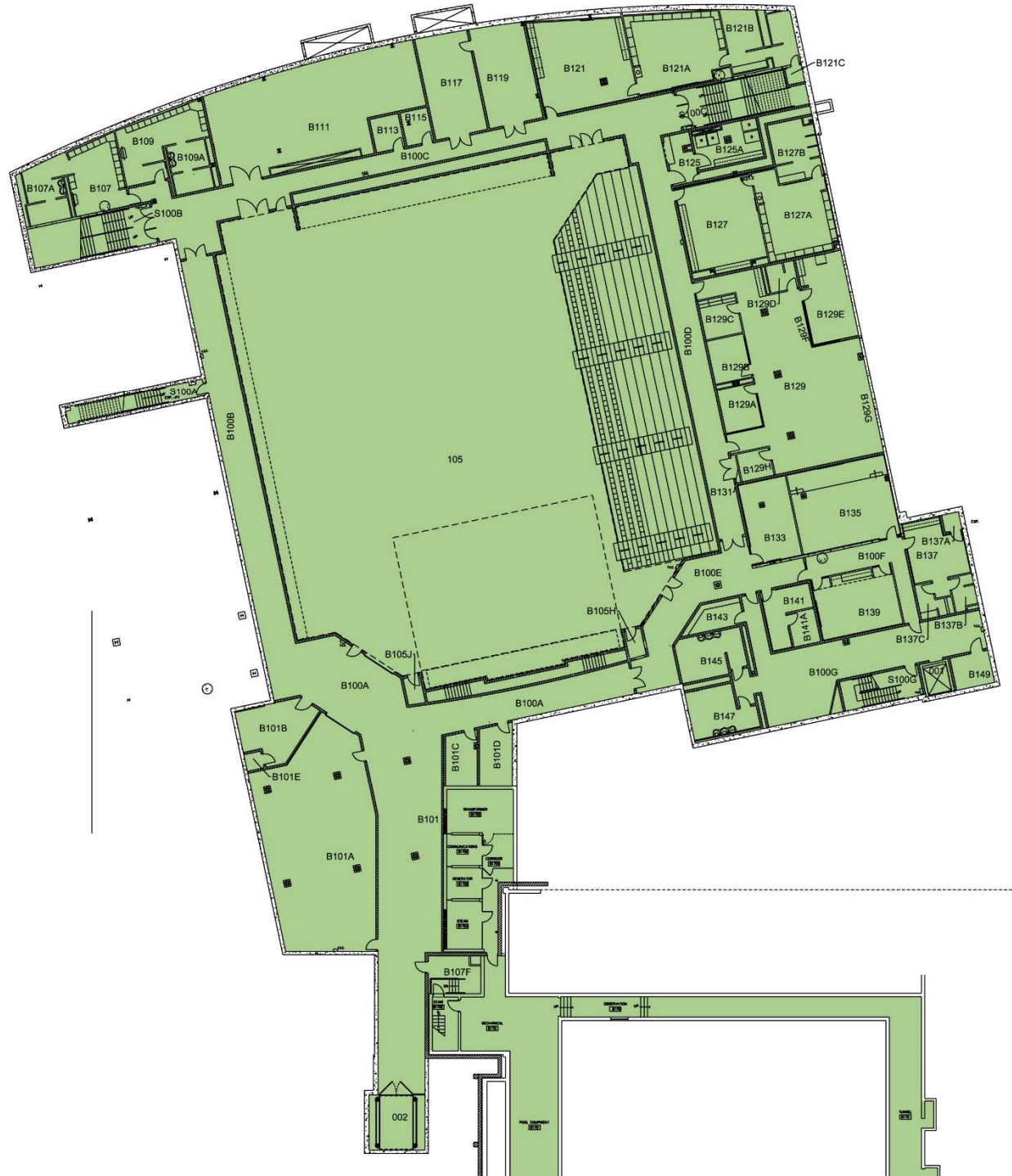


Room 113, looking northwest.

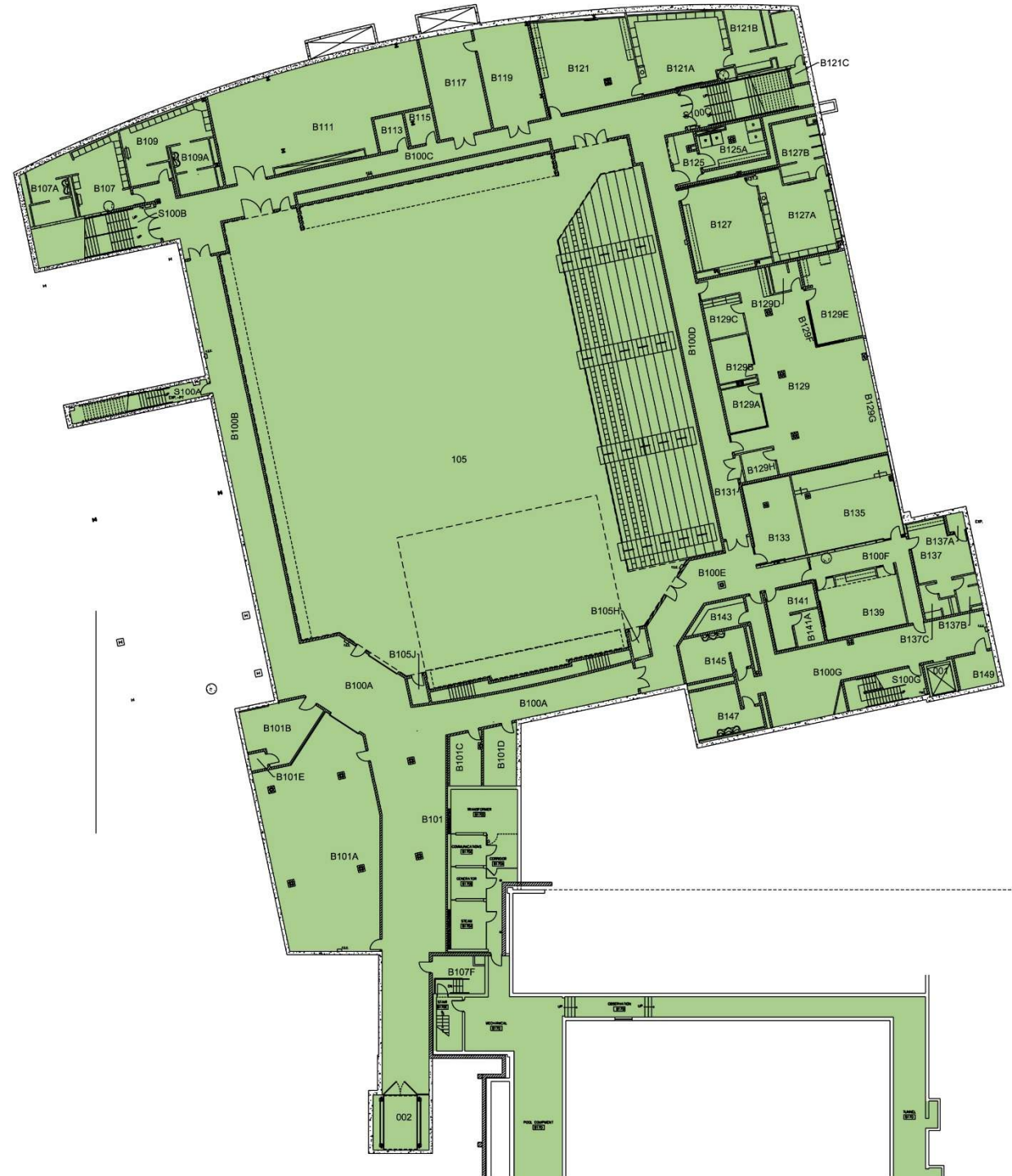
2028 Kress Events Center Basement Floor

- Physical Condition of "1" or "2"; Functional Condition of "A" or "B"
- Physical Condition of "3" or "4"; Functional Condition of "C" or "D"

Physical Condition



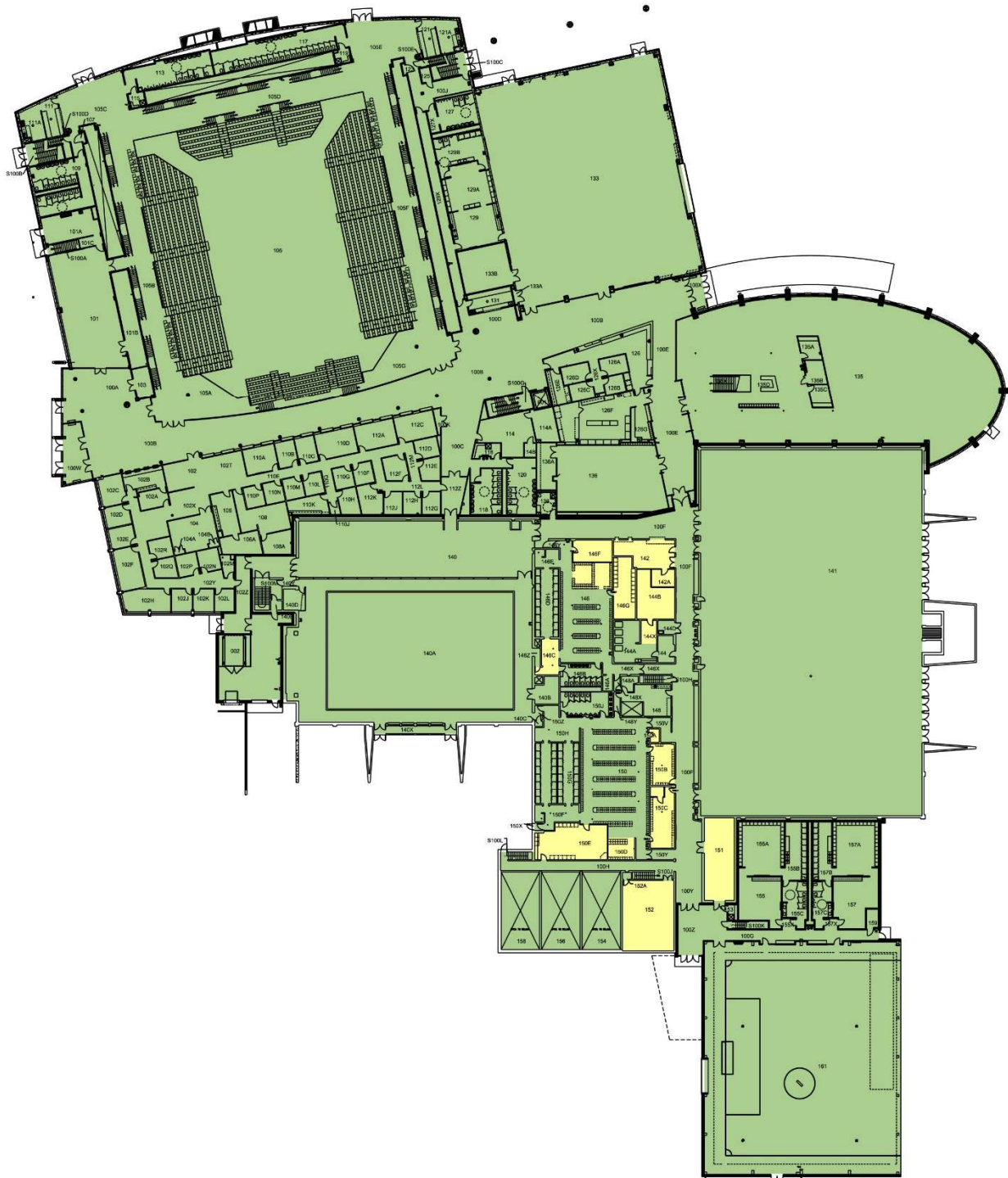
Functional Condition



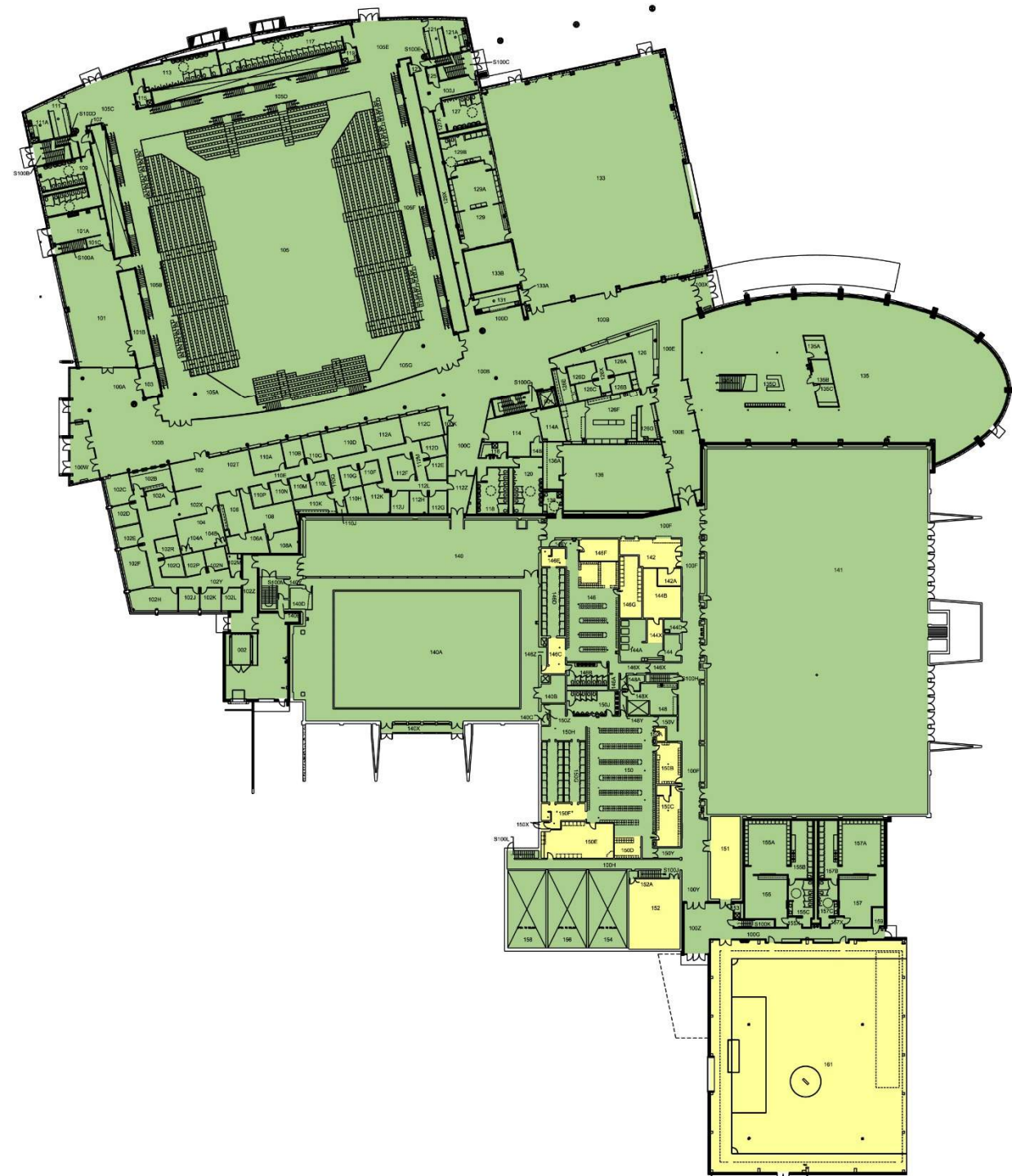
2028 Kress Events Center First Floor

- Physical Condition of "1" or "2"; Functional Condition of "A" or "B"
- Physical Condition of "3" or "4"; Functional Condition of "C" or "D"

Physical Condition



Functional Condition



FAC-A - FACILITIES CONDITION ASSESSMENT

Institution **UW-Green Bay**
 Building Name **2029 Student Services Building**

Date **7-22-22**

Physical Condition Summary

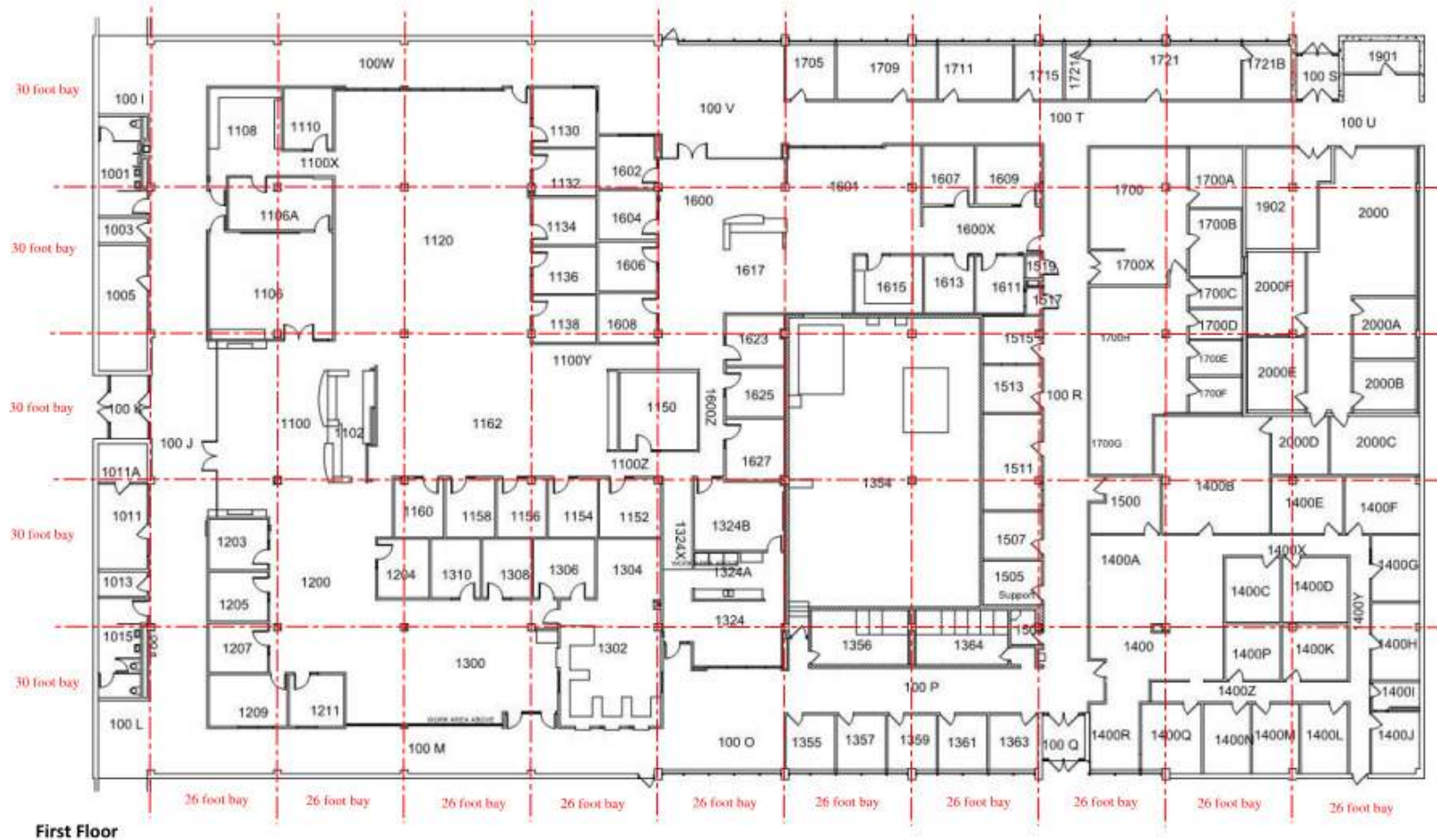
The following UW System table is used to grade the physical condition of building elements:

CODE	RATING	ACTION REQUIRED	RENOVATION COST	RATING DESCRIPTION
1	Good	Minimal Renovation	0-15%	Suitable for continued use with normal operational maintenance.
2	Satisfactory	Limited Renovation	5-15%	Minor deterioration. Requires minor repair or restoration to present acceptable conditions.
3	Fair	Moderate Renovation	16-30%	Moderate deterioration or partial obsolescence. Requires moderate restoration or updating.
4	Poor	Significant Renovation	31-45%	Significant deterioration or obsolescence. Requires significant restoration, updating, or partial replacement of components.
5	Unsatisfactory	Major Renovation	46-60%	Extensive deterioration or obsolescence. Requires extensive restoration, updating, and significant replacement of systems and/or components.
6	Replace	Complete Replacement	100%	Is deteriorated beyond restoration, completely obsolete, or unsuitable for proposed use. Requires complete replacement of systems and/or components.
7	Abandonment	Demolition/ Removal	100%	Not needed; not suitable for proposed use; should not be replaced. Demolition/removal required.

CODE	DESCRIPTION	RATING	RENOVATION COST	COMMENTS
A	STRUCTURE	2	5-15%	Loading (PSF): Floor is slab-on-grade, Corridors/Stairs - 80, Plaza Roof – 100, Wind - 20. Floor-to-floor: 12'-11" from first to roof. Structural Bay spacing is uniform throughout at 26'-0" x 30'-0".
C	INTERIORS	2	5-15%	
	Classrooms, Labs, and Offices	1		
	Circulation / Concourse	2		
	Restrooms	3		
	Back of House	2		
	AVERAGE	2	5-15%	

Structural Bay Spacing

2029 Student Services



FAC-A - FACILITIES CONDITION ASSESSMENT

Institution **UW-Green Bay**
 Building Name **2029 Student Services Building**

Date **7-22-22**

Functional Condition Summary

The following UW System table is used to grade the physical condition of building elements:

CODE	RATING	ACTION REQUIRED	RENOVATION COST	RATING DESCRIPTION
A	Excellent/ Highly-Suited	None	0-15%	Highly suited or optimally matched to the design intent and configuration of the space. The architectural features of the space support the use/activity.
B	Satisfactory	Limited Remodeling	5-15%	Suitable for continued use. Provides adequate support for program delivery. Although the space is not optimal for use, minor modifications can improve the suitability.
C	Conditional	Moderate Remodeling	16-30%	Limited suitability for continued use. Less than adequate support for program delivery. Requires limited remodeling to support continued use adequately.
D	Poor	Extensive Remodeling	31-45%	Not suitable for continued use. Space significantly inhibits program delivery. Could be made suitable with extensive remodeling.
F	Unsatisfactory	Change of Use w/ Extensive Remodeling	46-60%	Not suitable or not needed for present use. Can be made suitable for another campus use through extensive remodeling.
I	Abandonment	Demolition	100%	Not suitable or not needed for present use. Is not or cannot be made suitable and/or is not needed for another campus use.

DESCRIPTION	RATING	RENOVATION COST	COMMENTS
STRUCTURE	B	5-15%	
VERTICAL CIRCULATION	N/A	N/A	
INTERIORS	B	5-15%	
Classrooms, Labs, and Offices	B		Some suites are overcrowded, while others are too large for their use.
Circulation / Concourse	B		
Restrooms	B		
Back of House	B		
AVERAGE	B	5-15%	

FAC-A - FACILITIES CONDITION ASSESSMENT

Institution **UW-Green Bay**
Building Name **2029 Student Services Building**

Date **7-22-22**



Room 1100, looking northwest.




Room 1108, looking northeast.



Room 1120, looking west.



Room 1200, looking south.



Room 1400G, looking south.



Room 1400L, looking southwest.

FAC-A - FACILITIES CONDITION ASSESSMENT

Institution **UW-Green Bay**
Building Name **2029 Student Services Building**

Date **7-22-22**



Room 1617, looking southeast



Room 2000, looking south.

Room 1700, looking north.



Room 1001, typical restroom.

Room 1709, looking west.



Room 1354, typical mechanical room.

2029 Student Services Building
First Floor

- Physical Condition of "1" or "2"; Functional Condition of "A" or "B"
- Physical Condition of "3" or "4"; Functional Condition of "C" or "D"

Physical Condition



Functional Condition



Physical Condition Summary

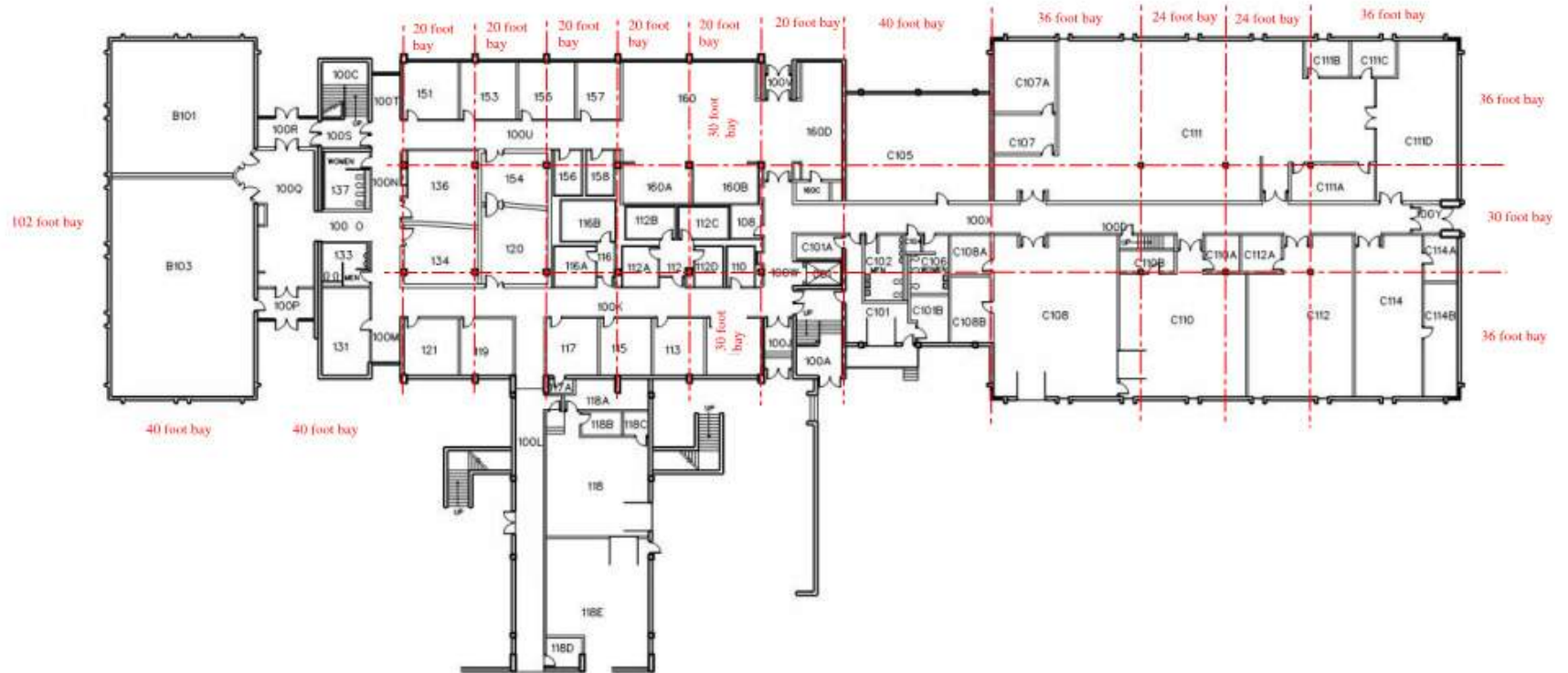
The following UW System table is used to grade the physical condition of building elements:

CODE	RATING	ACTION REQUIRED	RENOVATION COST	RATING DESCRIPTION
1	Good	Minimal Renovation	0-15%	Suitable for continued use with normal operational maintenance.
2	Satisfactory	Limited Renovation	5-15%	Minor deterioration. Requires minor repair or restoration to present acceptable conditions.
3	Fair	Moderate Renovation	16-30%	Moderate deterioration or partial obsolescence. Requires moderate restoration or updating.
4	Poor	Significant Renovation	31-45%	Significant deterioration or obsolescence. Requires significant restoration, updating, or partial replacement of components.
5	Unsatisfactory	Major Renovation	46-60%	Extensive deterioration or obsolescence. Requires extensive restoration, updating, and significant replacement of systems and/or components.
6	Replace	Complete Replacement	100%	Is deteriorated beyond restoration, completely obsolete, or unsuitable for proposed use. Requires complete replacement of systems and/or components.
7	Abandonment	Demolition/ Removal	100%	Not needed; not suitable for proposed use; should not be replaced. Demolition/removal required.

CODE	DESCRIPTION	RATING	RENOVATION COST	COMMENTS
A	STRUCTURE	2	5-15%	Loading (PSF): Floors - 55, Roof – 30, Wind - 20. Floor-to-floor: 13'-6" from first to second floor, 12'-8" for all floors above and 13'-8" from fourth floor to the roof structure. Rooms B101 and B103 – 18'-0" floor to roof structure. Structural Bay spacing ranges from 20' to 24' east-west direction and 30' to 36' north-south direction.
C	INTERIORS	2	5-15%	
	Classrooms, Labs, and Offices	2		Sound issues between classrooms, labs, and offices.
	Circulation / Concourse	2		
	Restrooms	2		
	Back of House	2		
	AVERAGE	2	5-15%	

Structural Bay Spacing

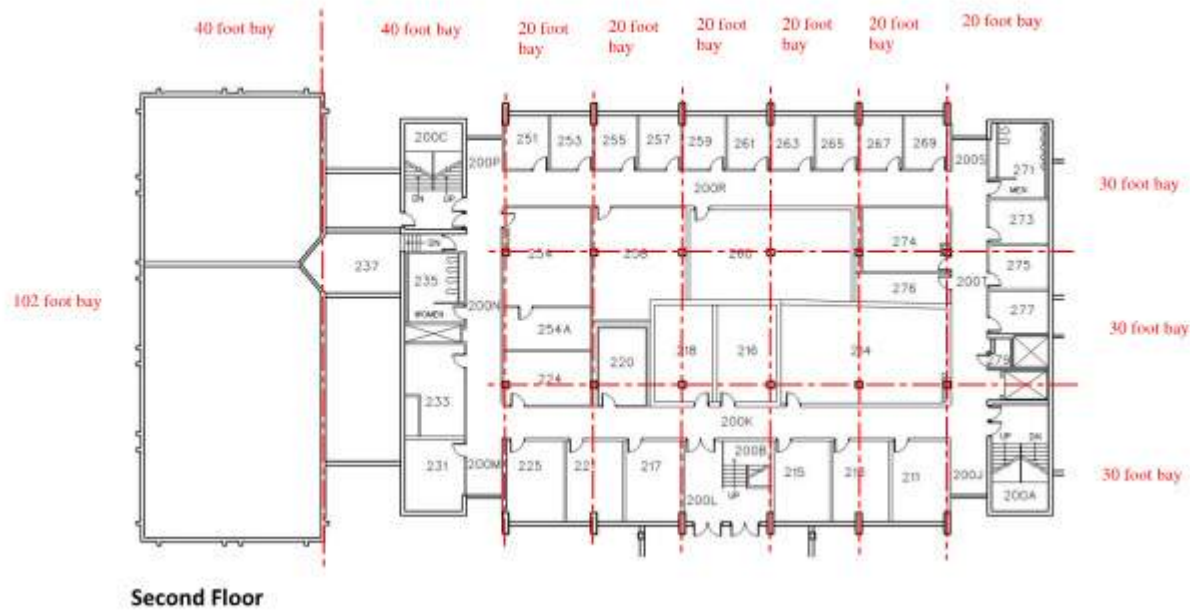
2030 Studio Arts



First Floor

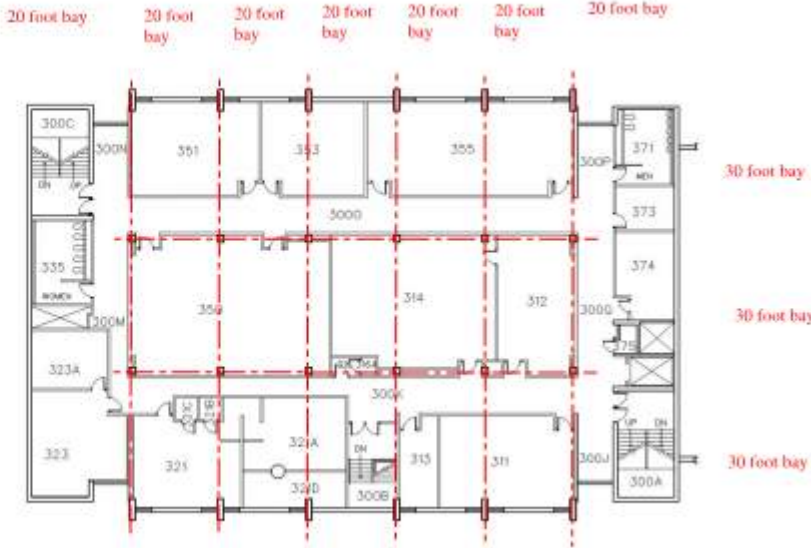
Structural Bay Spacing

2030 Studio Arts



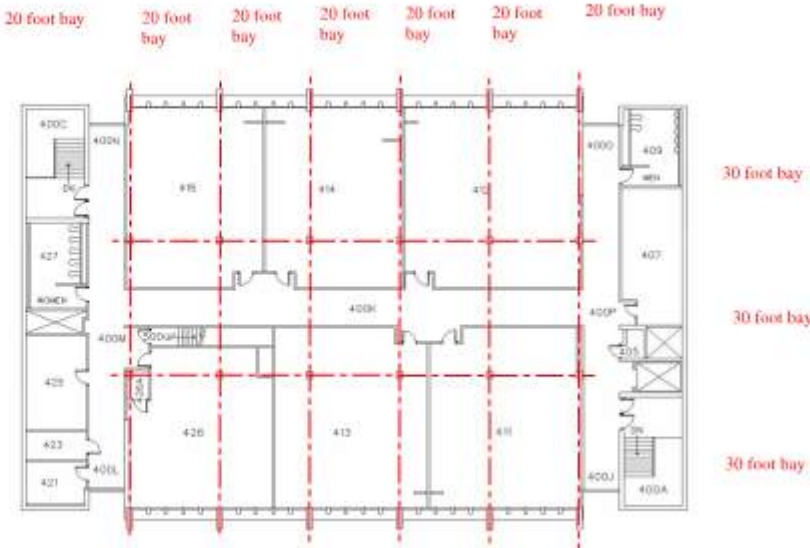
Structural Bay Spacing

2030 Studio Arts



Third Floor

Structural Bay Spacing
2030 Studio Arts



Fourth Floor

FAC-A - FACILITIES CONDITION ASSESSMENT

Institution **UW-Green Bay**
 Building Name **2030 Studio Arts Building**

Date **7-22-22**

Functional Condition Summary

The following UW System table is used to grade the physical condition of building elements:

CODE	RATING	ACTION REQUIRED	RENOVATION COST	RATING DESCRIPTION
A	Excellent/ Highly-Suited	None	0-15%	Highly suited or optimally matched to the design intent and configuration of the space. The architectural features of the space support the use/activity.
B	Satisfactory	Limited Remodeling	5-15%	Suitable for continued use. Provides adequate support for program delivery. Although the space is not optimal for use, minor modifications can improve the suitability.
C	Conditional	Moderate Remodeling	16-30%	Limited suitability for continued use. Less than adequate support for program delivery. Requires limited remodeling to support continued use adequately.
D	Poor	Extensive Remodeling	31-45%	Not suitable for continued use. Space significantly inhibits program delivery. Could be made suitable with extensive remodeling.
F	Unsatisfactory	Change of Use w/ Extensive Remodeling	46-60%	Not suitable or not needed for present use. Can be made suitable for another campus use through extensive remodeling.
I	Abandonment	Demolition	100%	Not suitable or not needed for present use. Is not or cannot be made suitable and/or is not needed for another campus use.

DESCRIPTION	RATING	RENOVATION COST	COMMENTS
STRUCTURE	B	5-15%	
VERTICAL CIRCULATION	B	5-15%	
INTERIORS	B	5-15%	
Classrooms, Labs, and Offices	B		
Circulation / Concourse	B		
Restrooms	B		
Back of House	B		
AVERAGE	B	5-15%	

FAC-A - FACILITIES CONDITION ASSESSMENT

Institution **UW-Green Bay**
Building Name **2030 Studio Arts Building**

Date **7-22-22**



Room 416, looking north.



Room C114, looking south.



Room 400M, looking north.



Room 400K, looking west.



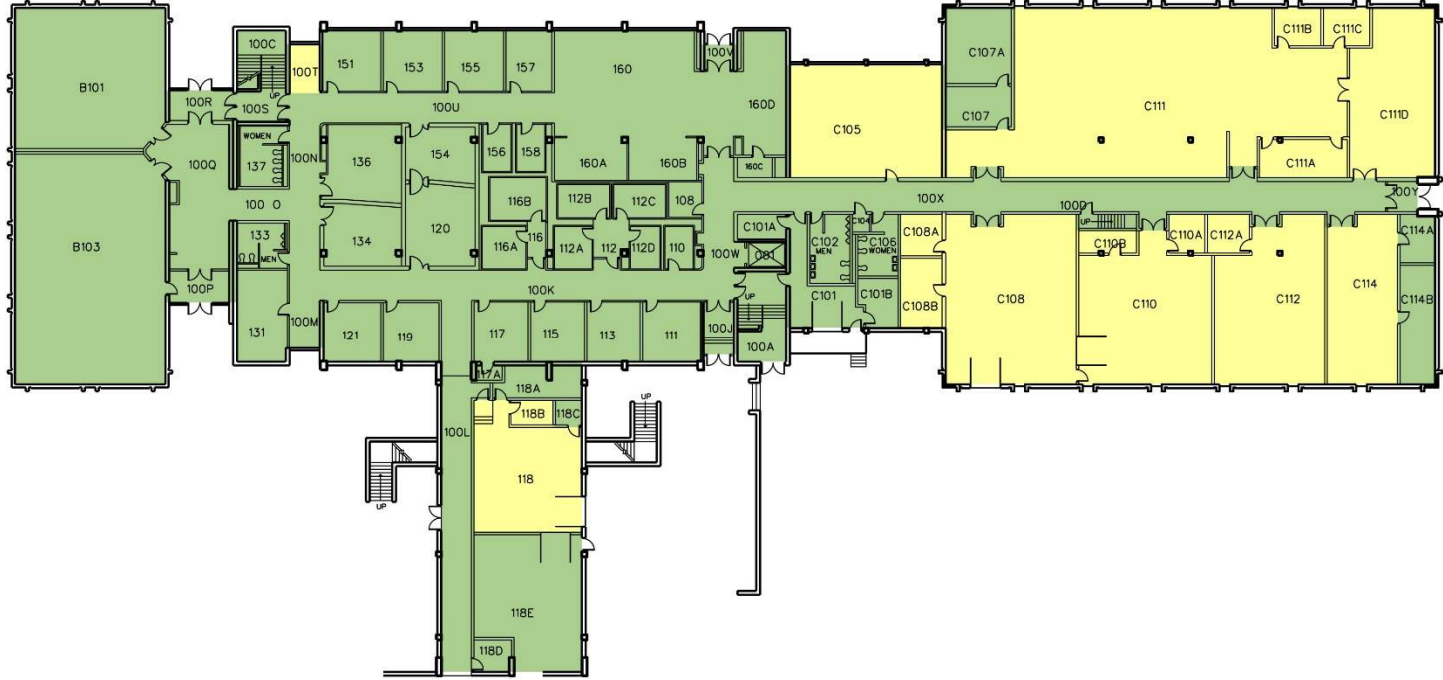
Room 409, typical restroom.

2030 Studio Arts Building

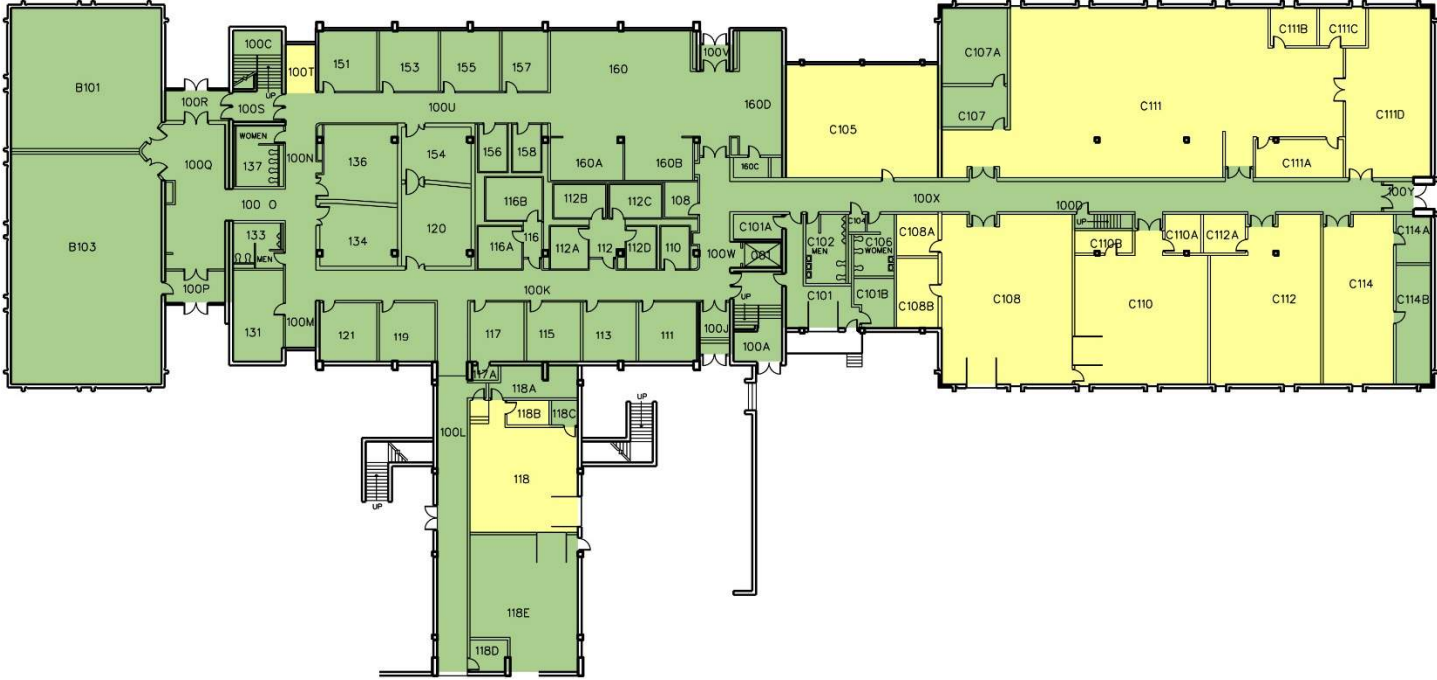
First Floor

- Physical Condition of “1” or “2”; Functional Condition of “A” or “B”
- Physical Condition of “3” or “4”; Functional Condition of “C” or “D”

Physical Condition



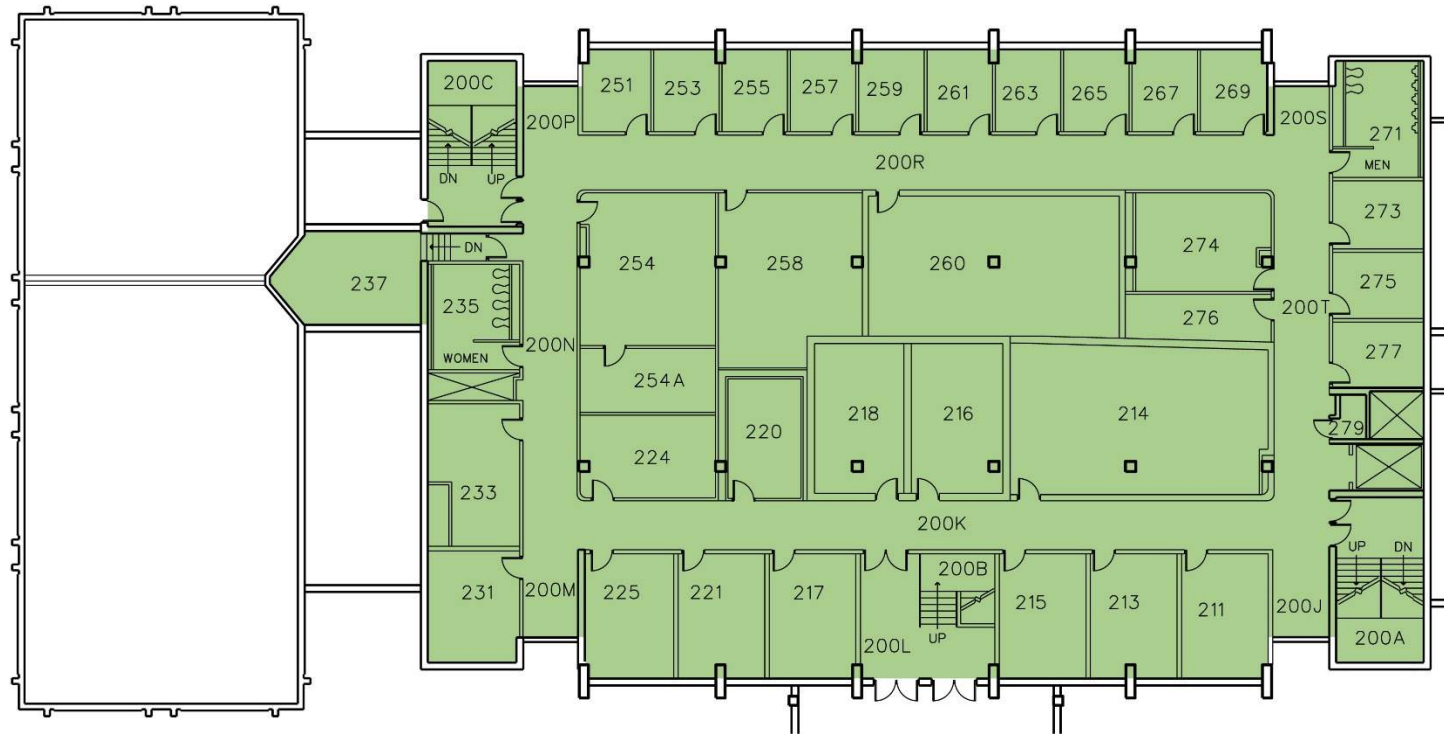
Functional Condition



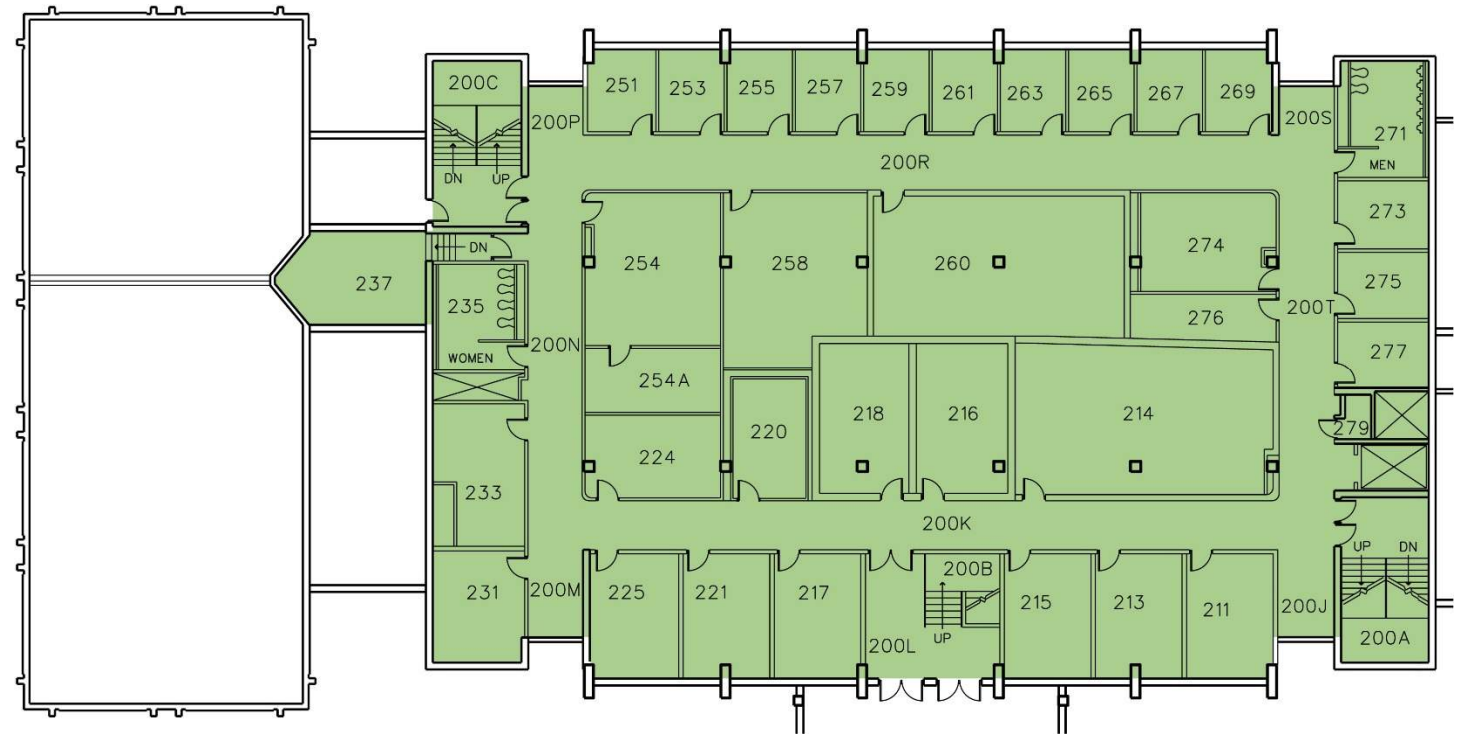
2030 Studio Arts Building Second Floor

- Physical Condition of "1" or "2"; Functional Condition of "A" or "B"
- Physical Condition of "3" or "4"; Functional Condition of "C" or "D"



Physical Condition



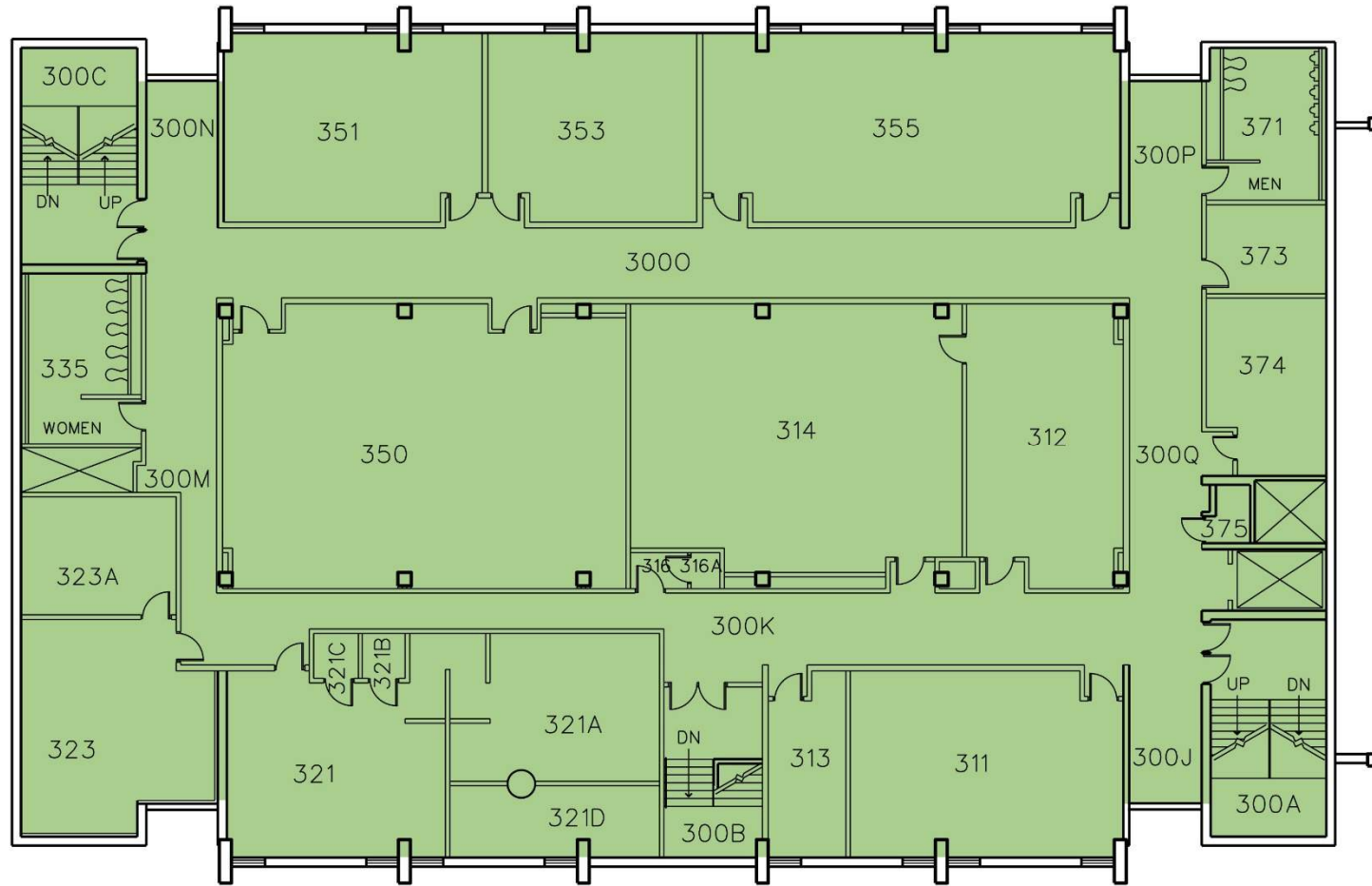
Functional Condition



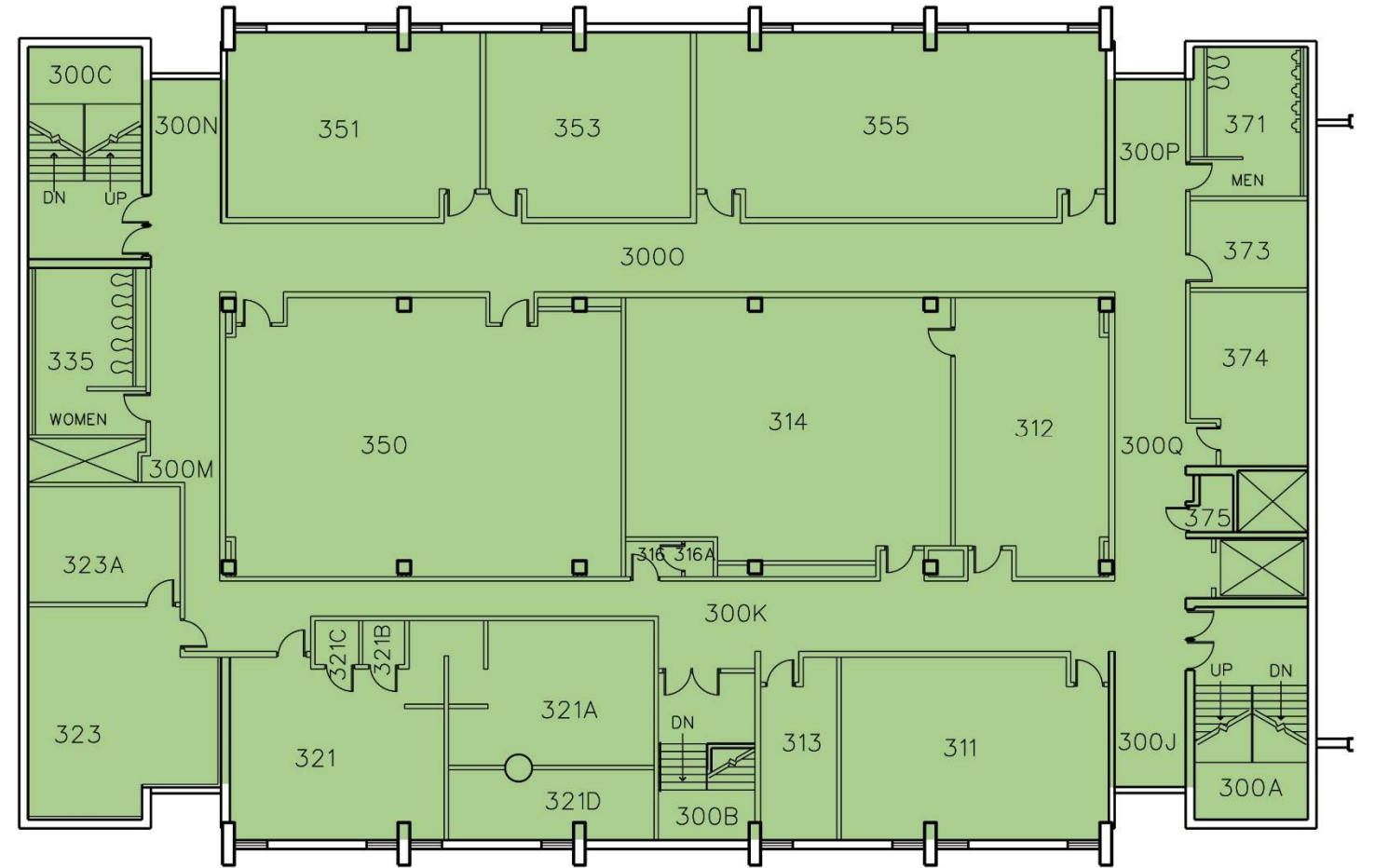
2030 Studio Arts Building
Third Floor

-  Physical Condition of "1" or "2"; Functional Condition of "A" or "B"
-  Physical Condition of "3" or "4"; Functional Condition of "C" or "D"

Physical Condition



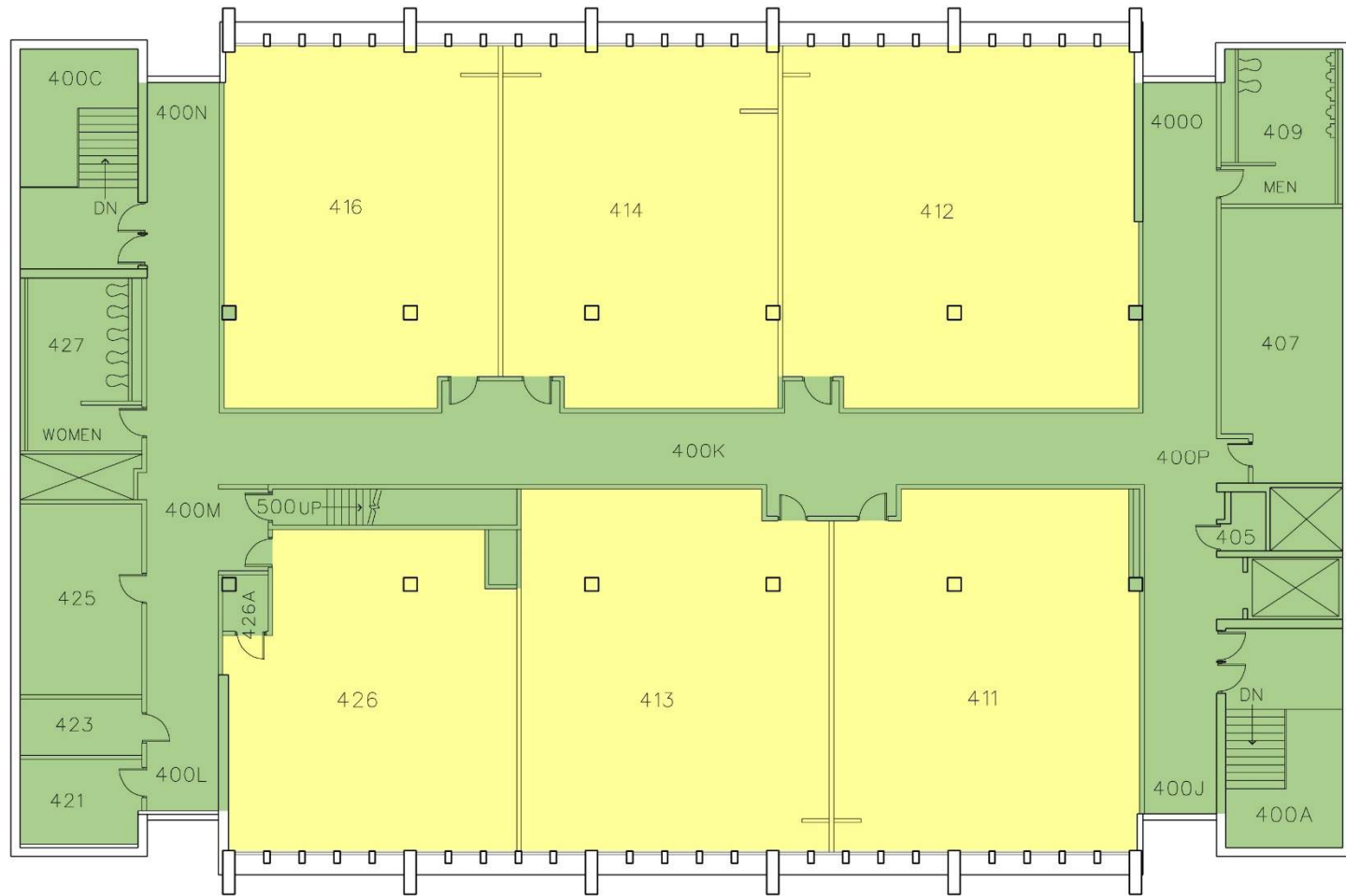
Functional Condition



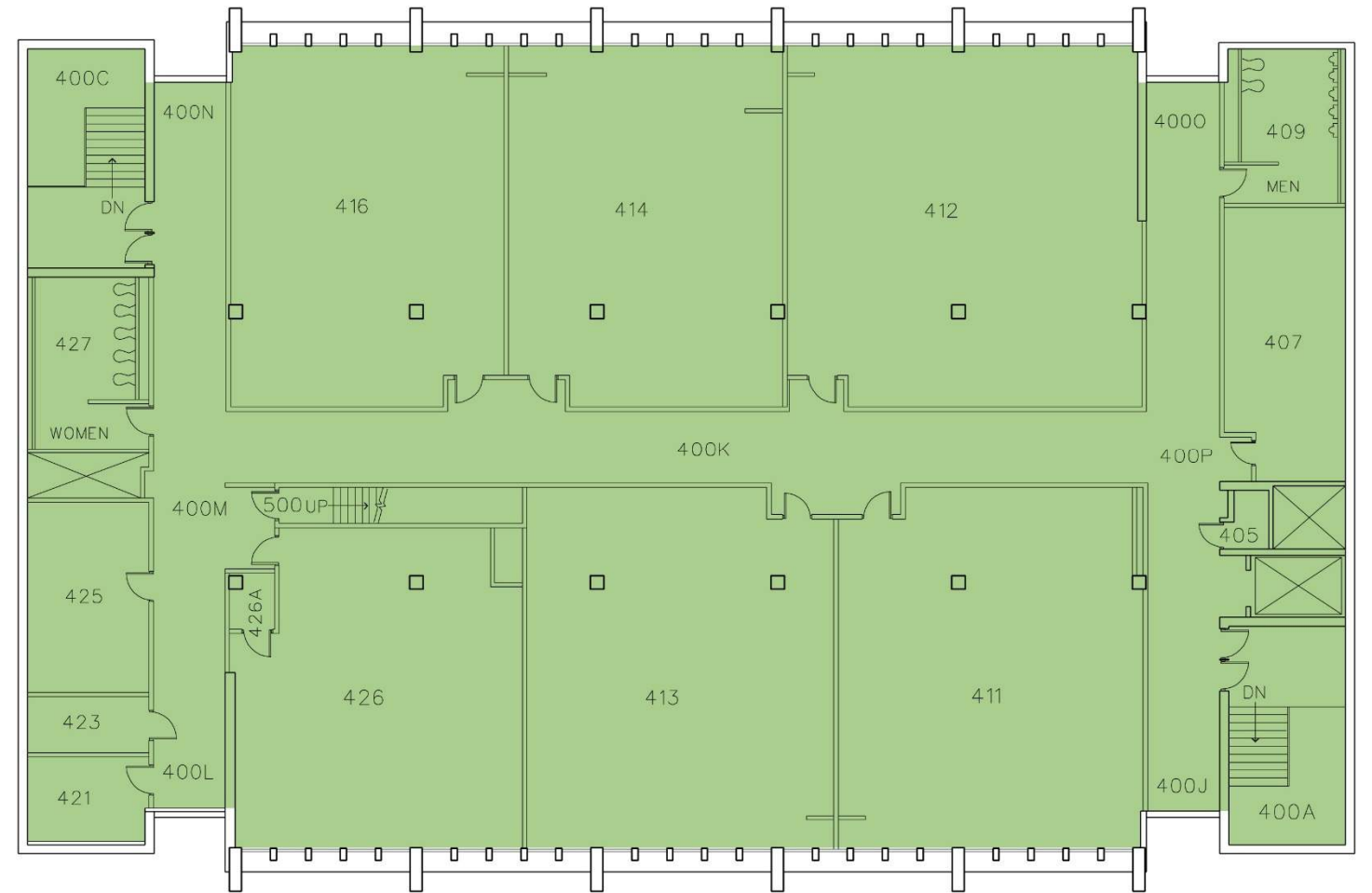
**2030 Studio Arts Building
Fourth Floor**

- Physical Condition of "1" or "2"; Functional Condition of "A" or "B"
- Physical Condition of "3" or "4"; Functional Condition of "C" or "D"



Physical Condition



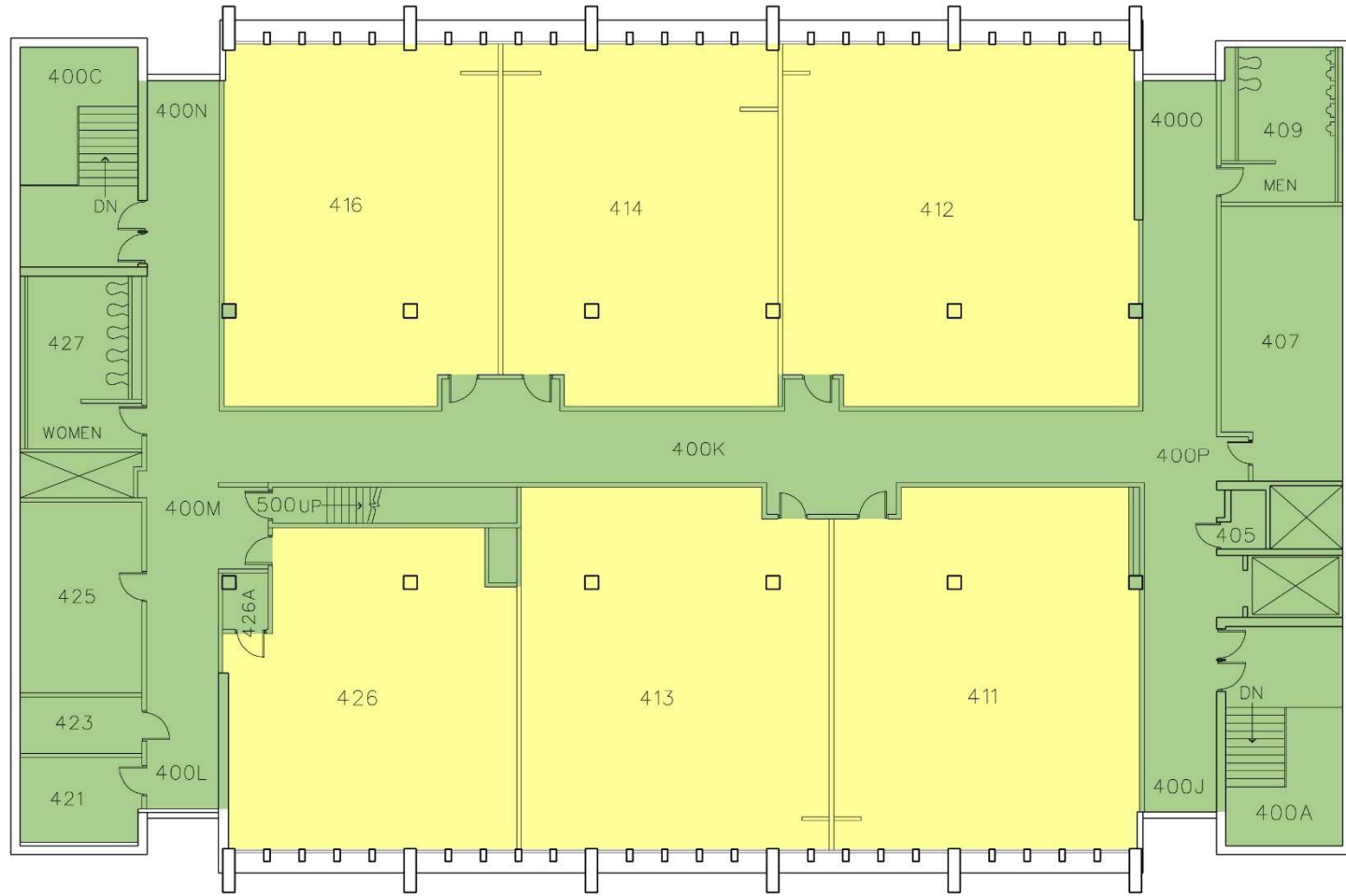
Functional Condition



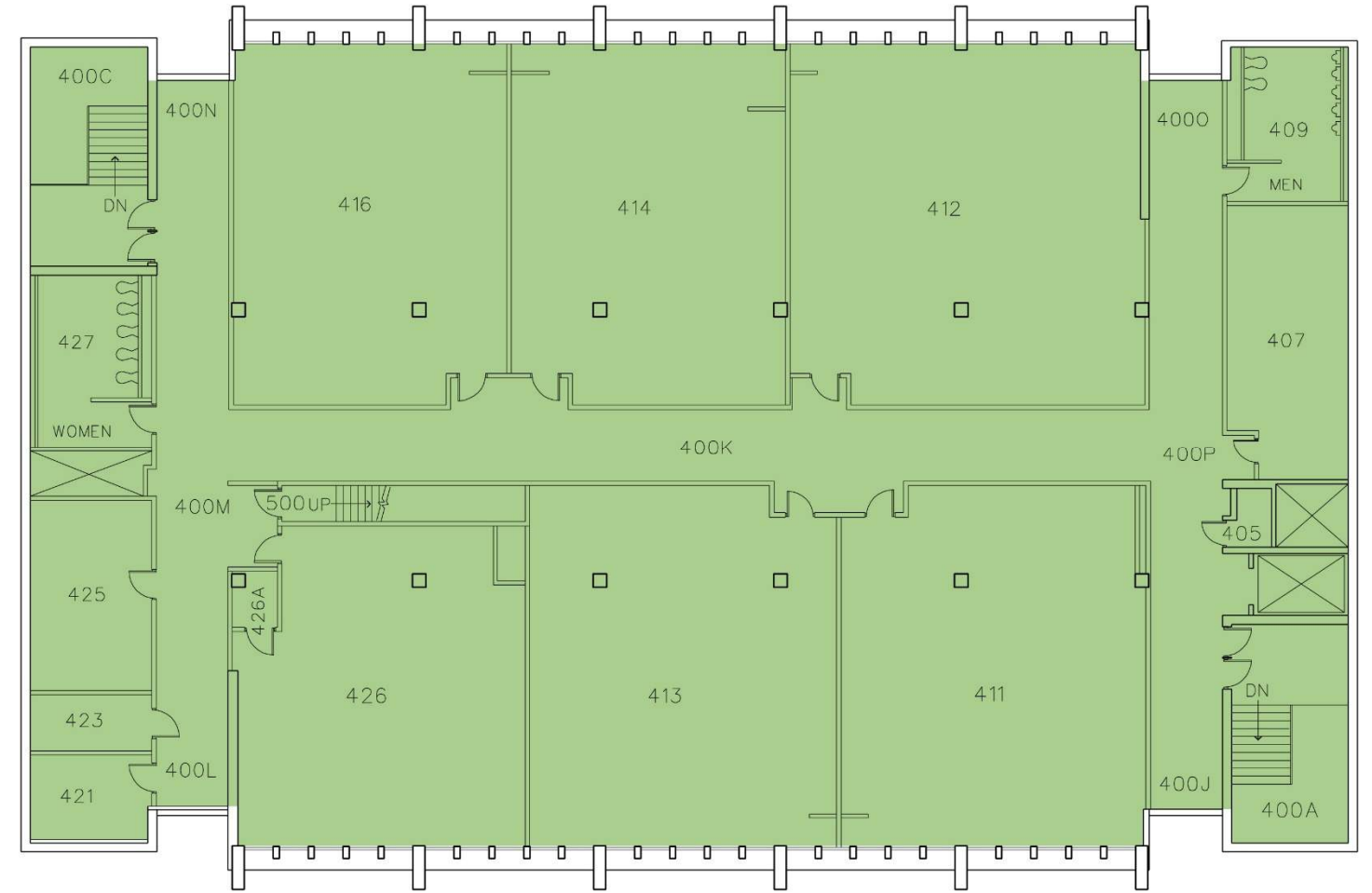
2030 Studio Arts Building Fourth Floor


-  Physical Condition of "1" or "2"; Functional Condition of "A" or "B"
-  Physical Condition of "3" or "4"; Functional Condition of "C" or "D"

Physical Condition



Functional Condition





Physical Condition Summary

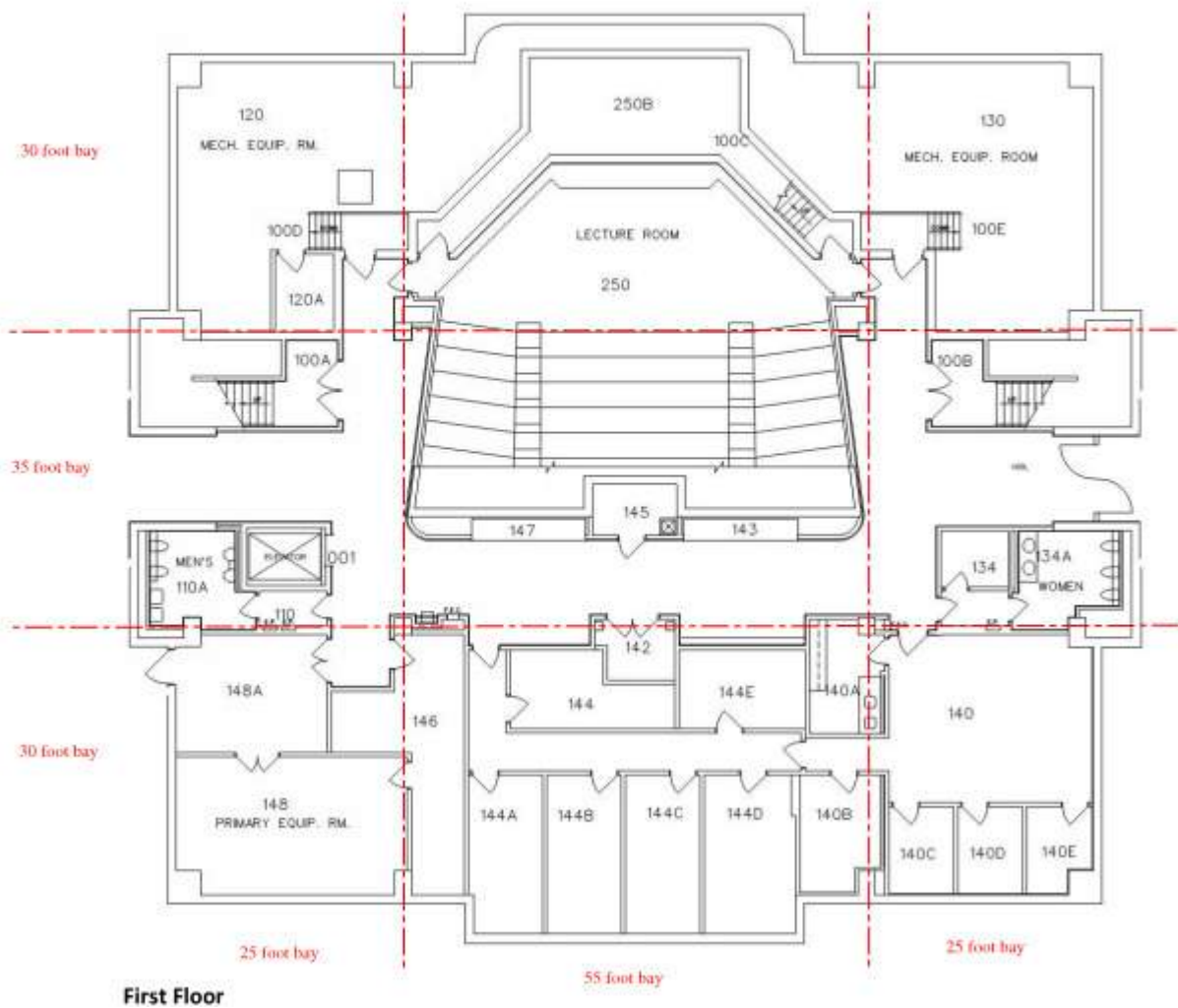
The following UW System table is used to grade the physical condition of building elements:

CODE	RATING	ACTION REQUIRED	RENOVATION COST	RATING DESCRIPTION
1	Good	Minimal Renovation	0-15%	Suitable for continued use with normal operational maintenance.
2	Satisfactory	Limited Renovation	5-15%	Minor deterioration. Requires minor repair or restoration to present acceptable conditions.
3	Fair	Moderate Renovation	16-30%	Moderate deterioration or partial obsolescence. Requires moderate restoration or updating.
4	Poor	Significant Renovation	31-45%	Significant deterioration or obsolescence. Requires significant restoration, updating, or partial replacement of components.
5	Unsatisfactory	Major Renovation	46-60%	Extensive deterioration or obsolescence. Requires extensive restoration, updating, and significant replacement of systems and/or components.
6	Replace	Complete Replacement	100%	Is deteriorated beyond restoration, completely obsolete, or unsuitable for proposed use. Requires complete replacement of systems and/or components.
7	Abandonment	Demolition/ Removal	100%	Not needed; not suitable for proposed use; should not be replaced. Demolition/removal required.

CODE	DESCRIPTION	RATING	RENOVATION COST	COMMENTS
A	STRUCTURE	3	16-30%	Loading (PSF): Classrooms - 50, Corridors/Lobby/Stairs - 80, Roof – 30, Wind - 20. Floor-to-floor: 13'-8" from first to second floor, 16'-0" from second to third floor, 14'-0" from third floor to roof. Structural Bay spacing ranges from 25' to 55' in east-west direction and are 30' in north-south direction.
C	INTERIORS	3	16-30%	
	Classrooms, Labs, and Offices	2		
	Circulation / Concourse	3		
	Restrooms	3		
	Back of House	2		
	AVERAGE	3	16-30%	

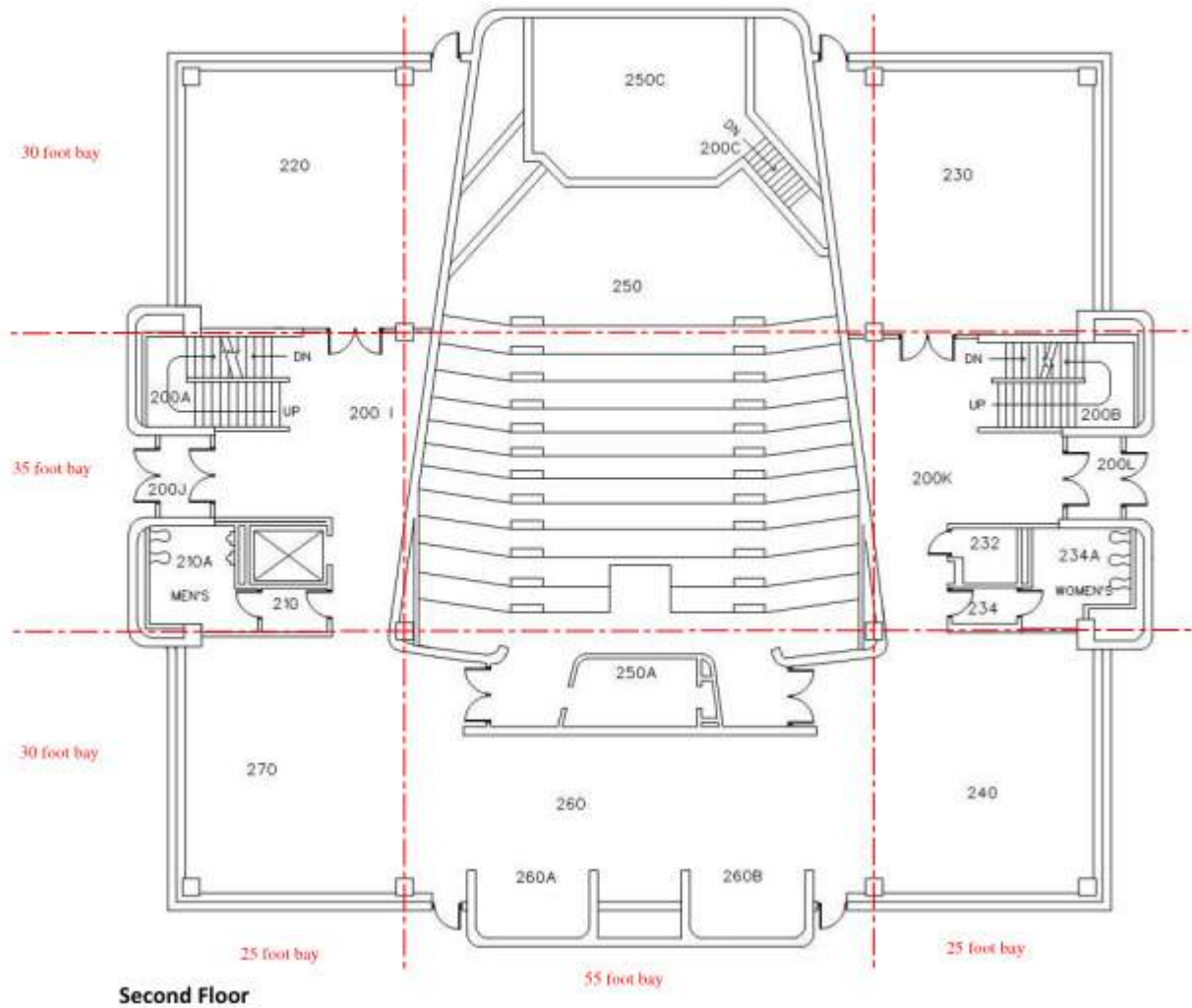
Structural Bay Spacing

2035 Rose Hall



Structural Bay Spacing

2035 Rose Hall



FAC-A - FACILITIES CONDITION ASSESSMENT

Institution **UW-Green Bay**
 Building Name **2035 John M. Rose Hall**

Date **7-22-22**

Functional Condition Summary

The following UW System table is used to grade the physical condition of building elements:

CODE	RATING	ACTION REQUIRED	RENOVATION COST	RATING DESCRIPTION
A	Excellent/ Highly-Suited	None	0-15%	Highly suited or optimally matched to the design intent and configuration of the space. The architectural features of the space support the use/activity.
B	Satisfactory	Limited Remodeling	5-15%	Suitable for continued use. Provides adequate support for program delivery. Although the space is not optimal for use, minor modifications can improve the suitability.
C	Conditional	Moderate Remodeling	16-30%	Limited suitability for continued use. Less than adequate support for program delivery. Requires limited remodeling to support continued use adequately.
D	Poor	Extensive Remodeling	31-45%	Not suitable for continued use. Space significantly inhibits program delivery. Could be made suitable with extensive remodeling.
F	Unsatisfactory	Change of Use w/ Extensive Remodeling	46-60%	Not suitable or not needed for present use. Can be made suitable for another campus use through extensive remodeling.
I	Abandonment	Demolition	100%	Not suitable or not needed for present use. Is not or cannot be made suitable and/or is not needed for another campus use.

DESCRIPTION	RATING	RENOVATION COST	COMMENTS
STRUCTURE	A	0-15%	
VERTICAL CIRCULATION	A	0-15%	
INTERIORS	B	5-15%	
Classrooms, Labs, and Offices	B		
Circulation / Concourse	B		
Restrooms	B		
Back of House	B		
AVERAGE	B	0-15%	

FAC-A - FACILITIES CONDITION ASSESSMENT

Institution **UW-Green Bay**
Building Name **2035 John M. Rose Hall**

Date **7-22-22**



Room 140, looking south.



Room 144B, looking south.



Room 250, looking northwest.



Room 230, looking northeast.



Room 240, looking east.



Room 325B, looking northwest.

FAC-A - FACILITIES CONDITION ASSESSMENT

Institution **UW-Green Bay**
Building Name **2035 John M. Rose Hall**

Date **7-22-22**



Room 305, looking southwest.



Room 325Y, looking east.



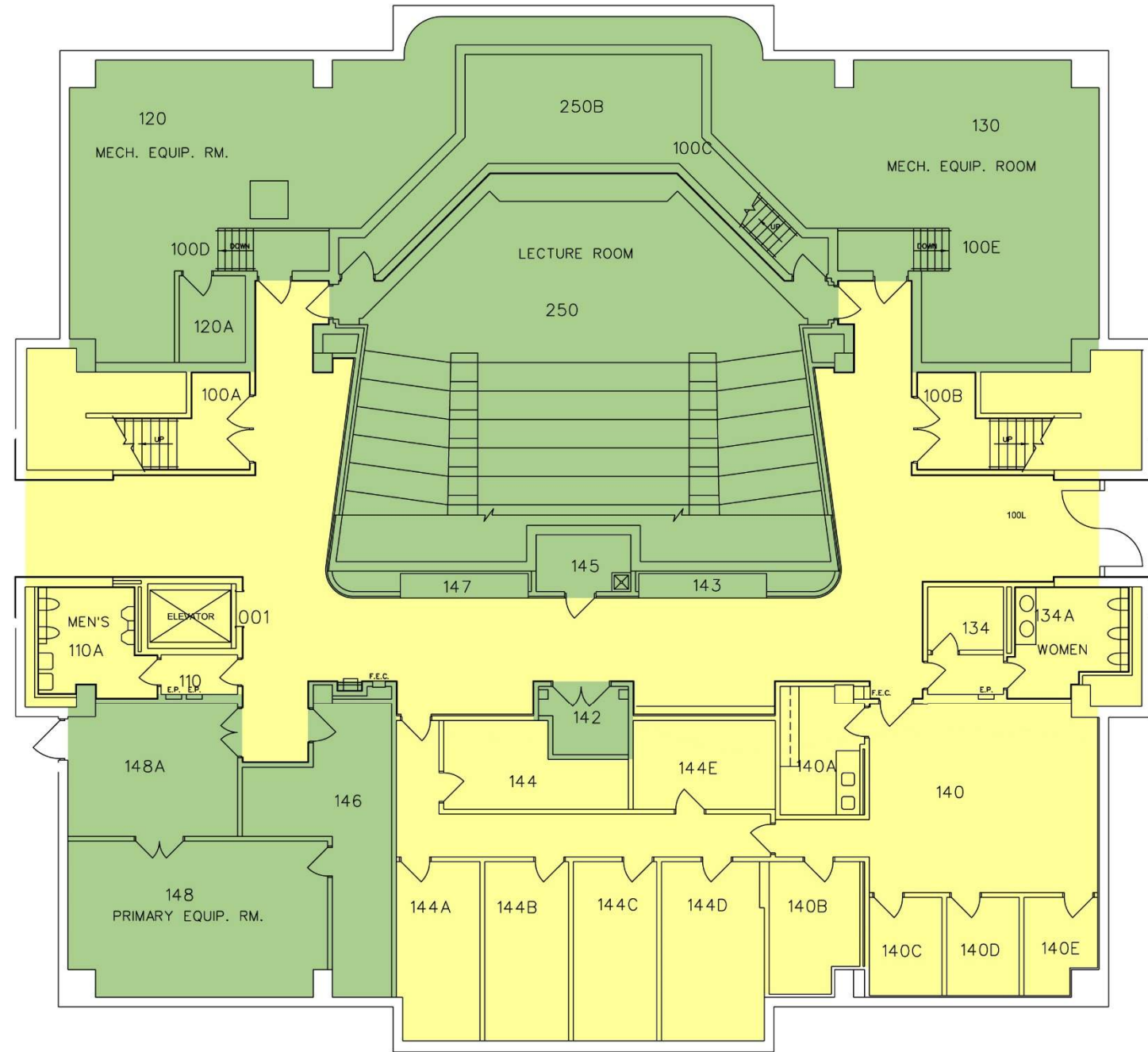
Room 304A, typical restroom.

2035 John M. Rose Hall

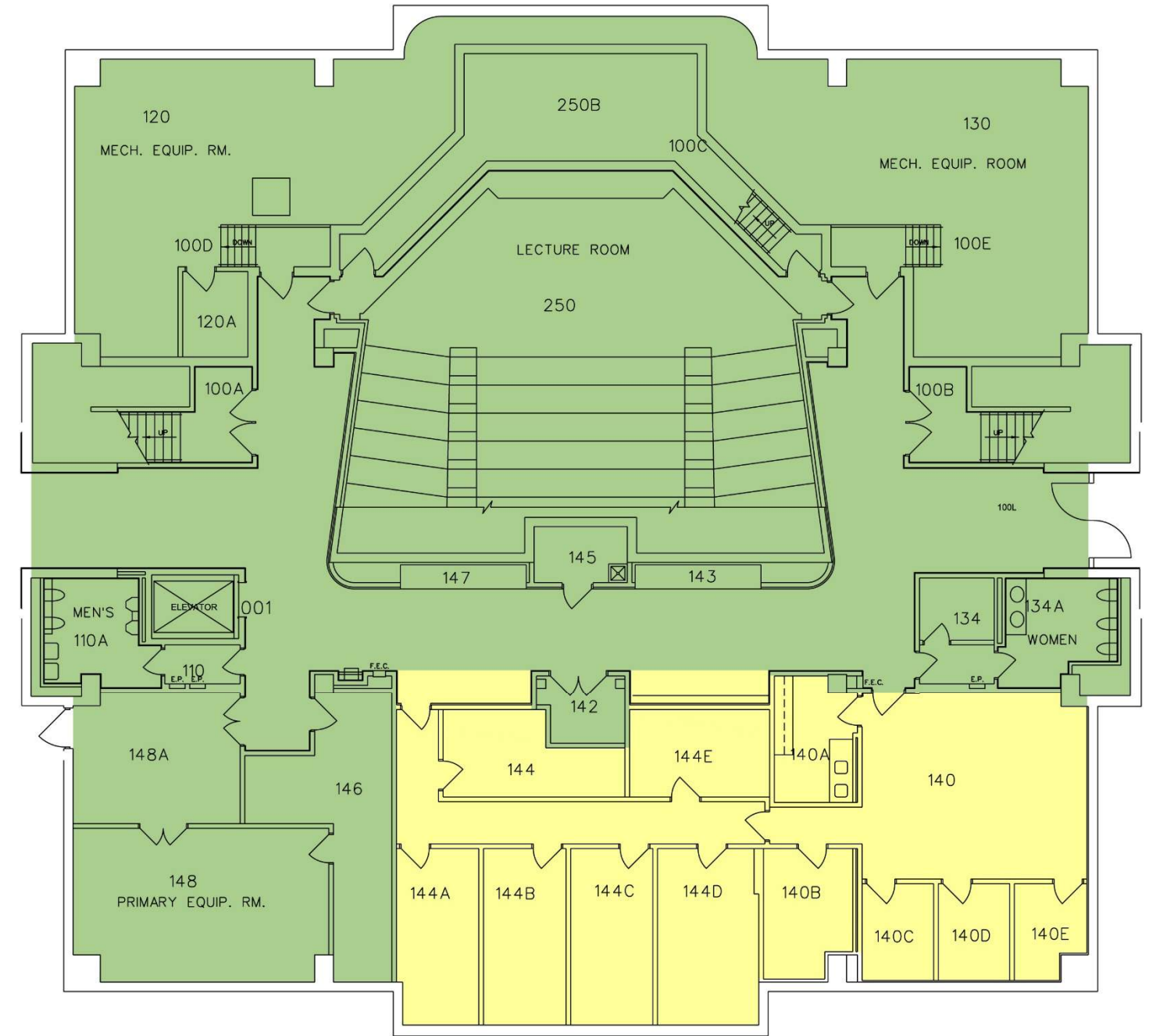
First Floor

- Physical Condition of "1" or "2"; Functional Condition of "A" or "B"
- Physical Condition of "3" or "4"; Functional Condition of "C" or "D"

Physical Condition



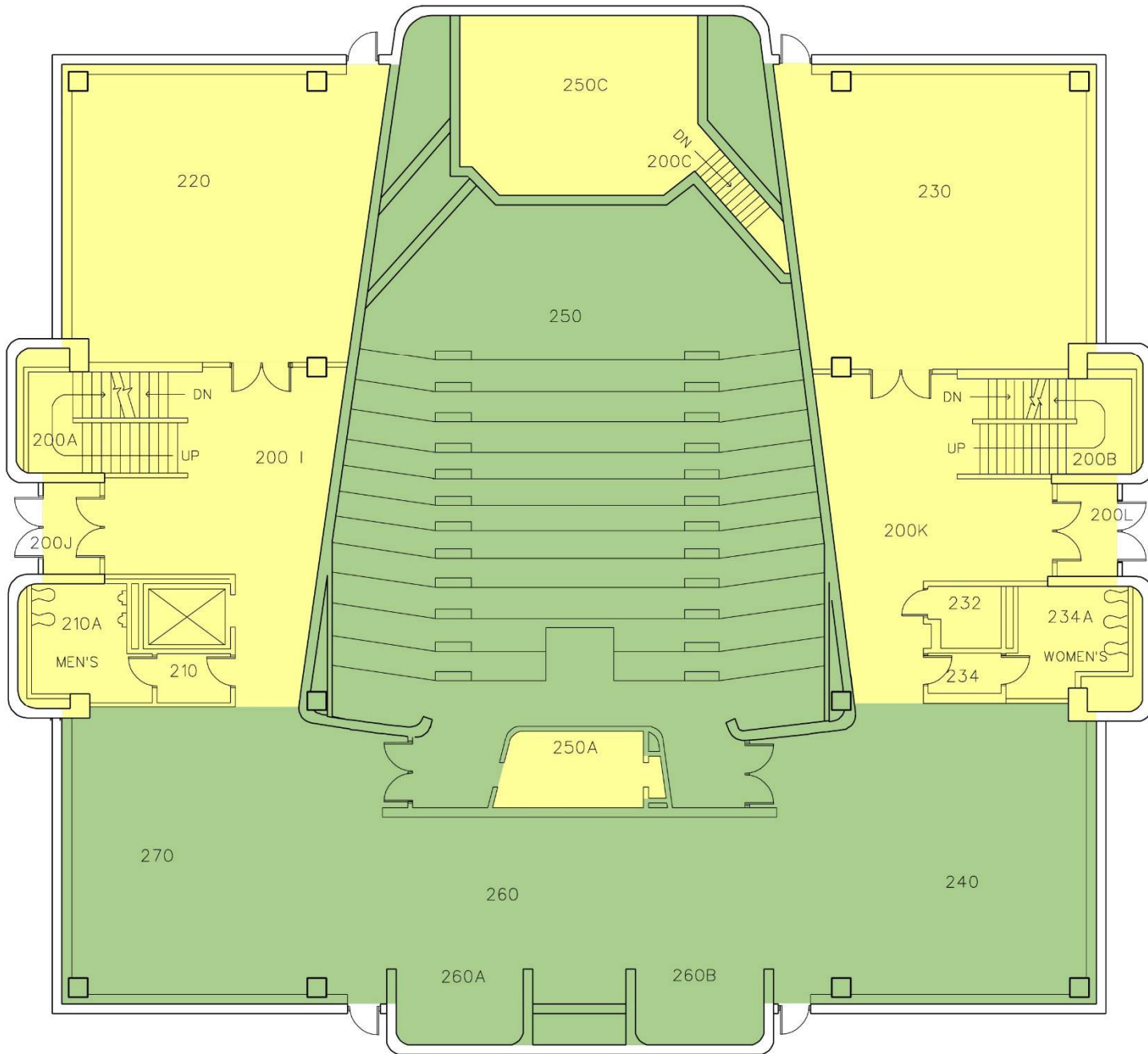
Functional Condition



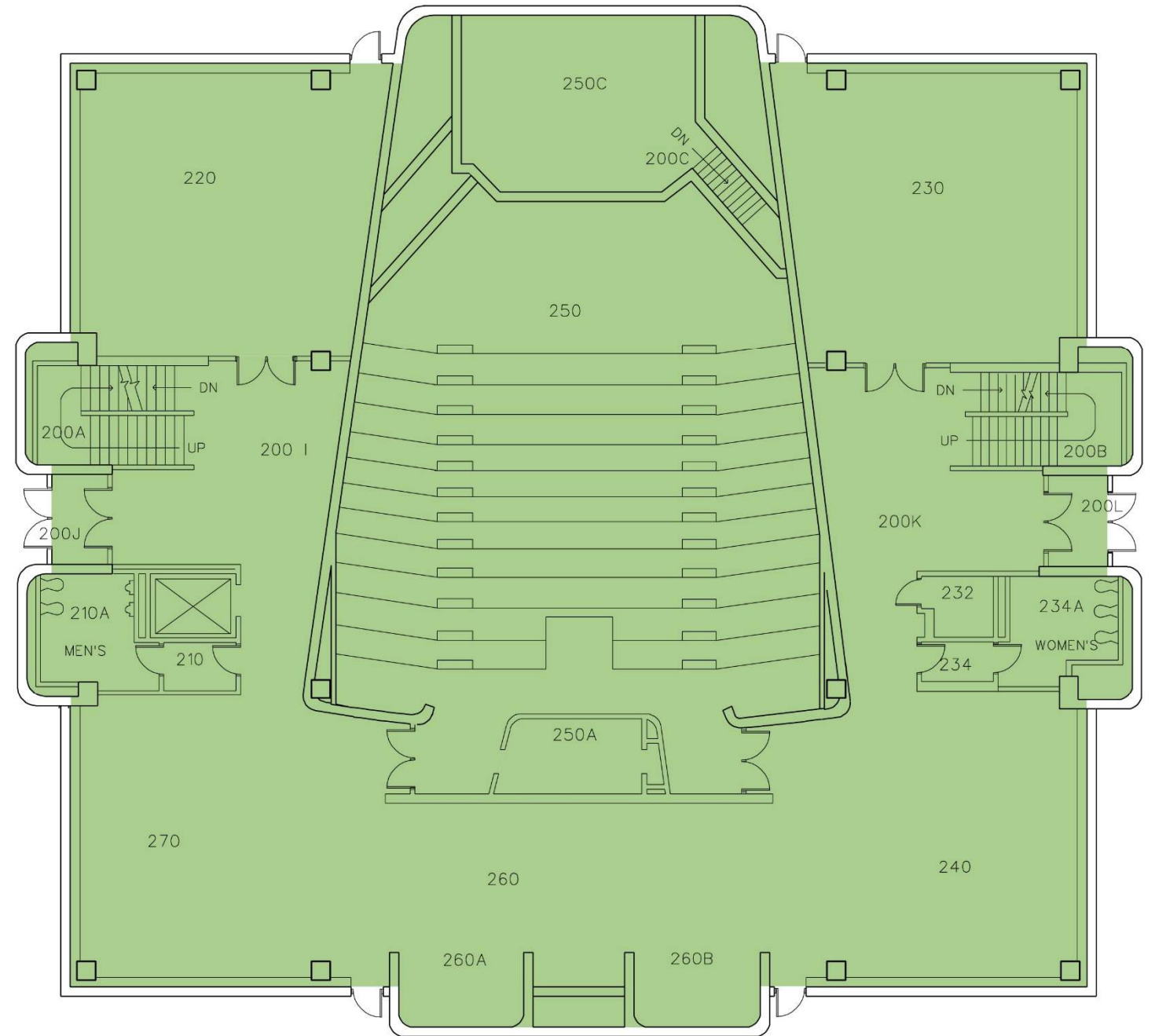
**2035 John M. Rose Hall
Second Floor**

- Physical Condition of "1" or "2"; Functional Condition of "A" or "B"
- Physical Condition of "3" or "4"; Functional Condition of "C" or "D"

Physical Condition



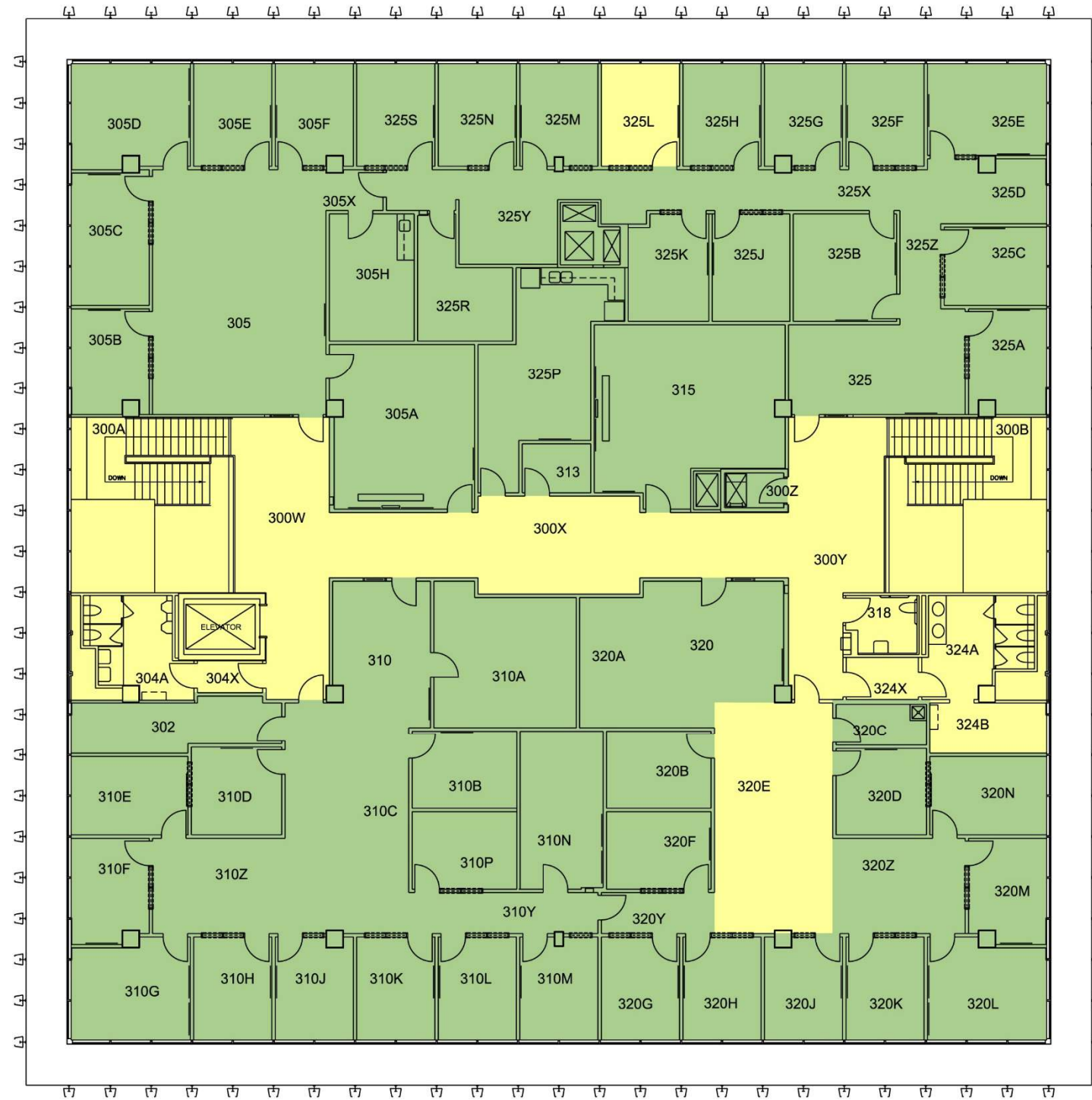
Functional Condition



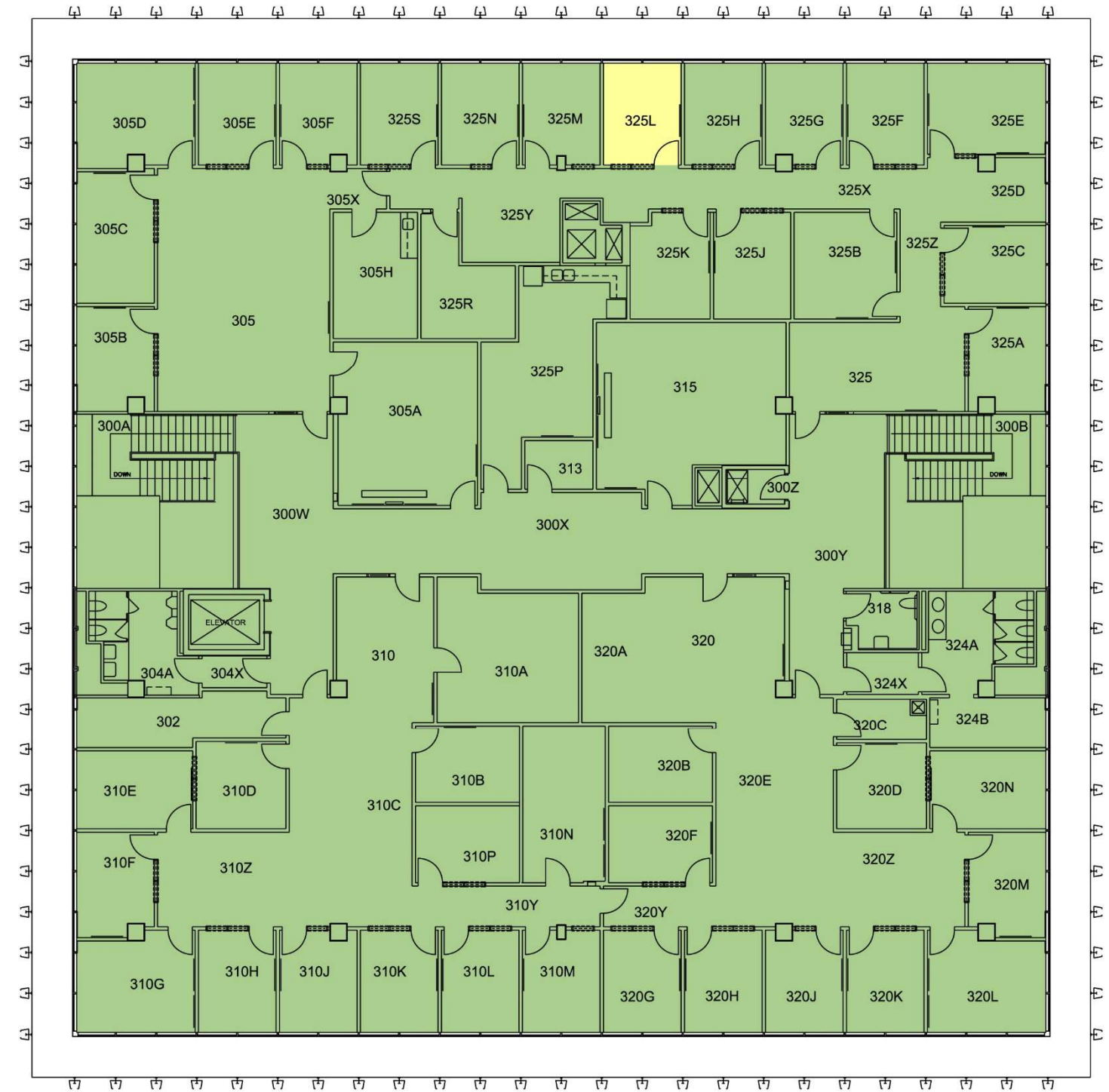
2035 John M. Rose Hall
Third Floor

- Physical Condition of "1" or "2"; Functional Condition of "A" or "B"
- Physical Condition of "3" or "4"; Functional Condition of "C" or "D"

Physical Condition



Functional Condition





FAC-A - FACILITIES CONDITION ASSESSMENT

Institution **UW-Green Bay**
 Building Name **2036 L. G. Wood Hall**

Date **7-22-22**

Physical Condition Summary

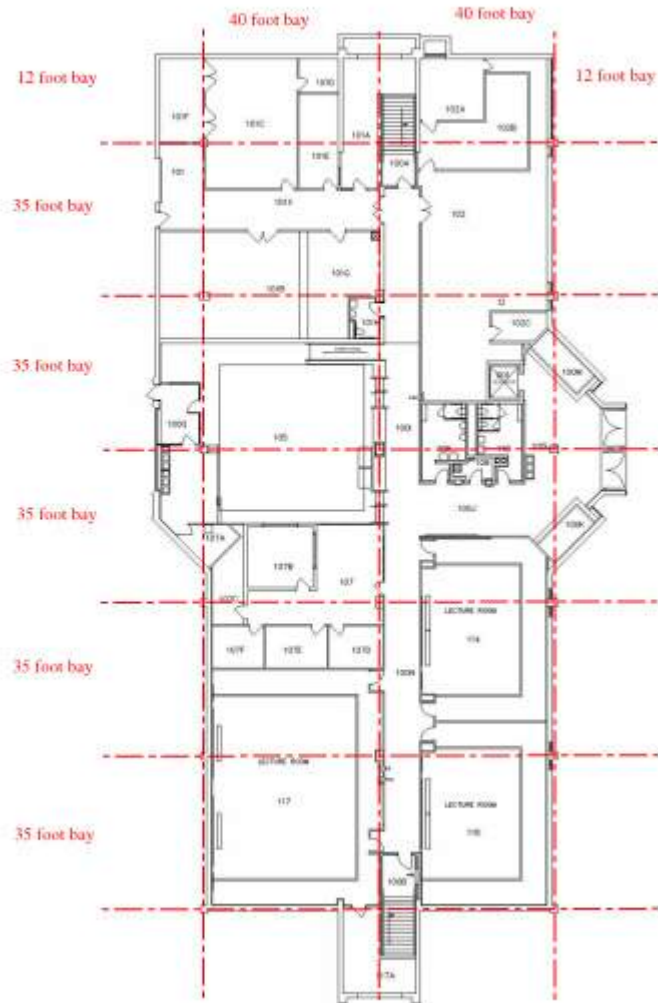
The following UW System table is used to grade the physical condition of building elements:

CODE	RATING	ACTION REQUIRED	RENOVATION COST	RATING DESCRIPTION
1	Good	Minimal Renovation	0-15%	Suitable for continued use with normal operational maintenance.
2	Satisfactory	Limited Renovation	5-15%	Minor deterioration. Requires minor repair or restoration to present acceptable conditions.
3	Fair	Moderate Renovation	16-30%	Moderate deterioration or partial obsolescence. Requires moderate restoration or updating.
4	Poor	Significant Renovation	31-45%	Significant deterioration or obsolescence. Requires significant restoration, updating, or partial replacement of components.
5	Unsatisfactory	Major Renovation	46-60%	Extensive deterioration or obsolescence. Requires extensive restoration, updating, and significant replacement of systems and/or components.
6	Replace	Complete Replacement	100%	Is deteriorated beyond restoration, completely obsolete, or unsuitable for proposed use. Requires complete replacement of systems and/or components.
7	Abandonment	Demolition/ Removal	100%	Not needed; not suitable for proposed use; should not be replaced. Demolition/removal required.

CODE	DESCRIPTION	RATING	RENOVATION COST	COMMENTS
A	STRUCTURE	2	5-15%	Loading (PSF): Classrooms/Offices - 100, Corridors/Stairs - 80, Roof - 50, Wind - 20. Floor-to-floor: 13'-4" from first to second floor, 14'-0" for upper floors including the roof. Structural Bay spacing ranges from 20'-0" to 35'-0".
C	INTERIORS	2	5-15%	
	Classrooms, Labs, and Offices	1		
	Circulation / Concourse	1		
	Restrooms	2		
	Back of House	2		
	AVERAGE	2	5-15%	

Structural Bay Spacing

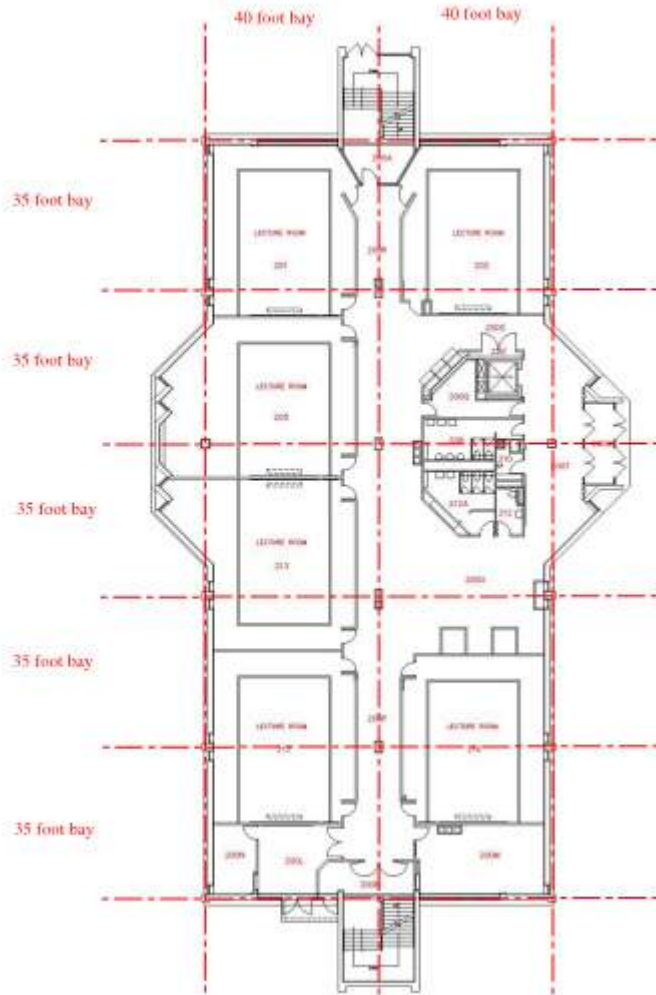
2036 Wood Hall



First Floor

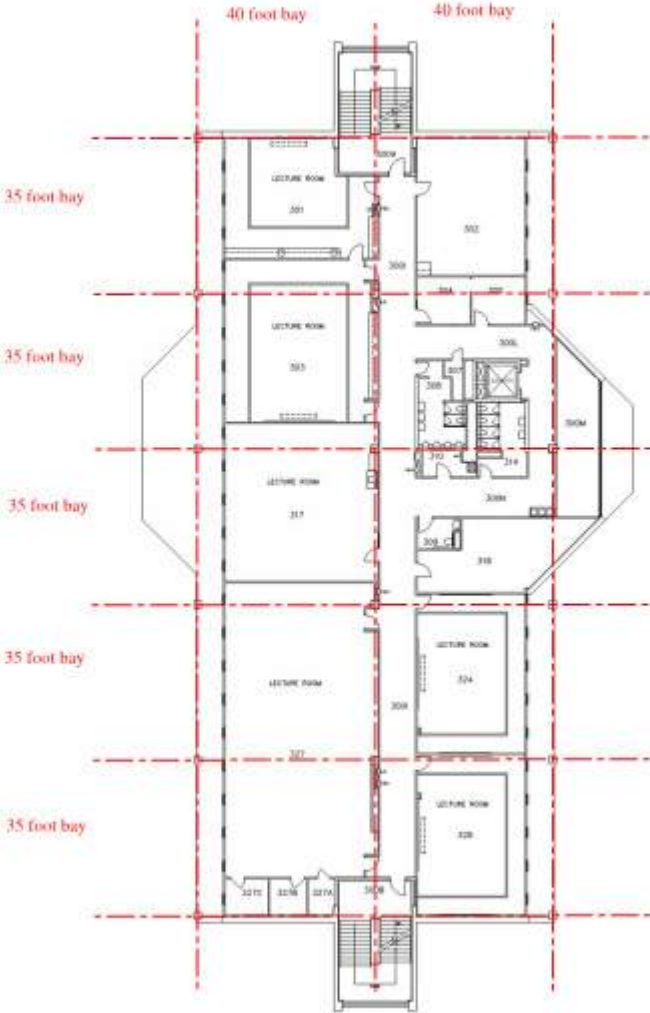
Structural Bay Spacing

2036 Wood Hall



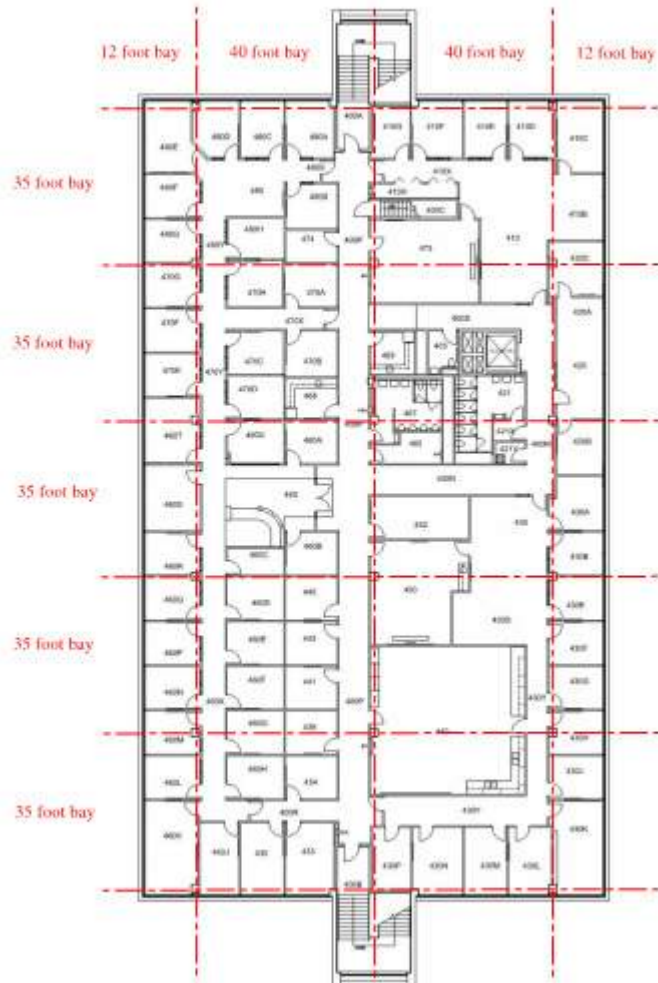
Second Floor

Structural Bay Spacing
2036 Wood Hall



Third Floor

Structural Bay Spacing 2036 Wood Hall



Fourth Floor

FAC-A - FACILITIES CONDITION ASSESSMENT

Institution **UW-Green Bay**
 Building Name **2036 L. G. Wood Hall**

Date **7-22-22**

Functional Condition Summary

The following UW System table is used to grade the physical condition of building elements:

CODE	RATING	ACTION REQUIRED	RENOVATION COST	RATING DESCRIPTION
A	Excellent/ Highly-Suited	None	0-15%	Highly suited or optimally matched to the design intent and configuration of the space. The architectural features of the space support the use/activity.
B	Satisfactory	Limited Remodeling	5-15%	Suitable for continued use. Provides adequate support for program delivery. Although the space is not optimal for use, minor modifications can improve the suitability.
C	Conditional	Moderate Remodeling	16-30%	Limited suitability for continued use. Less than adequate support for program delivery. Requires limited remodeling to support continued use adequately.
D	Poor	Extensive Remodeling	31-45%	Not suitable for continued use. Space significantly inhibits program delivery. Could be made suitable with extensive remodeling.
F	Unsatisfactory	Change of Use w/ Extensive Remodeling	46-60%	Not suitable or not needed for present use. Can be made suitable for another campus use through extensive remodeling.
I	Abandonment	Demolition	100%	Not suitable or not needed for present use. Is not or cannot be made suitable and/or is not needed for another campus use.

DESCRIPTION	RATING	RENOVATION COST	COMMENTS
STRUCTURE	B	0-15%	
VERTICAL CIRCULATION	B	5-15%	
INTERIORS	B	5-15%	
Classrooms, Labs, and Offices	B		
Circulation / Concourse	B		
Restrooms	B		
Back of House	B		
AVERAGE	B	5-15%	

FAC-A - FACILITIES CONDITION ASSESSMENT

Institution **UW-Green Bay**
Building Name **2036 L. G. Wood Hall**

Date **7-22-22**



Room 105, looking east.



Room 107, looking west.



Room 200M, looking east.



Room 200U, looking south.



Room 201, looking south.




Room 300M, looking east.


FAC-A - FACILITIES CONDITION ASSESSMENT

Institution **UW-Green Bay**
Building Name **2036 L. G. Wood Hall**

Date **7-22-22**



Room 327, looking northeast.



Room 400P, typical upper level corridor.




Entry to room 460.



Room 101H, typical single-use restroom.



Room 208, typical restroom.



Room 101X, typical back of house space.

2036 L. G. Wood Hall

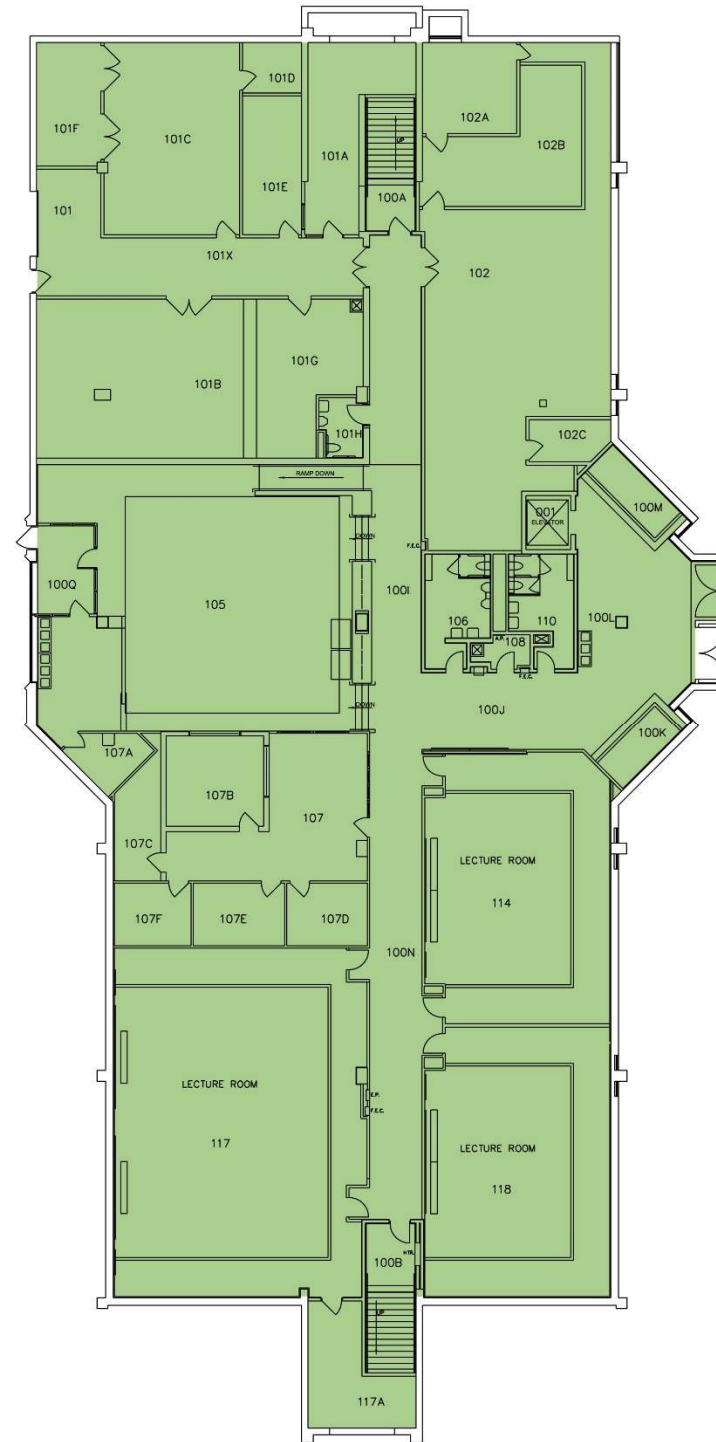
First Floor

- Physical Condition of "1" or "2"; Functional Condition of "A" or "B"
- Physical Condition of "3" or "4"; Functional Condition of "C" or "D"

Physical Condition



Functional Condition



2036 L. G. Wood Hall
Second Floor

- Physical Condition of "1" or "2"; Functional Condition of "A" or "B"
- Physical Condition of "3" or "4"; Functional Condition of "C" or "D"



Physical Condition



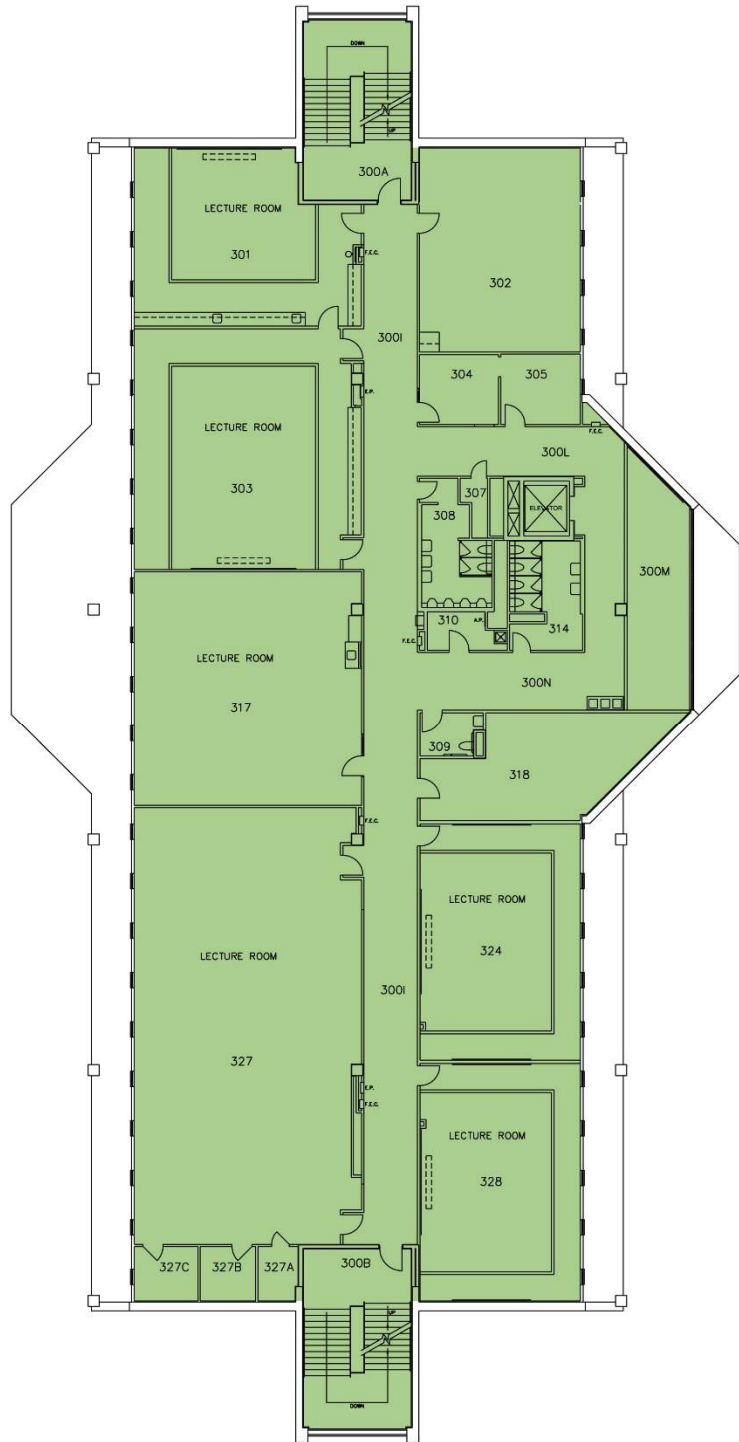
Functional Condition



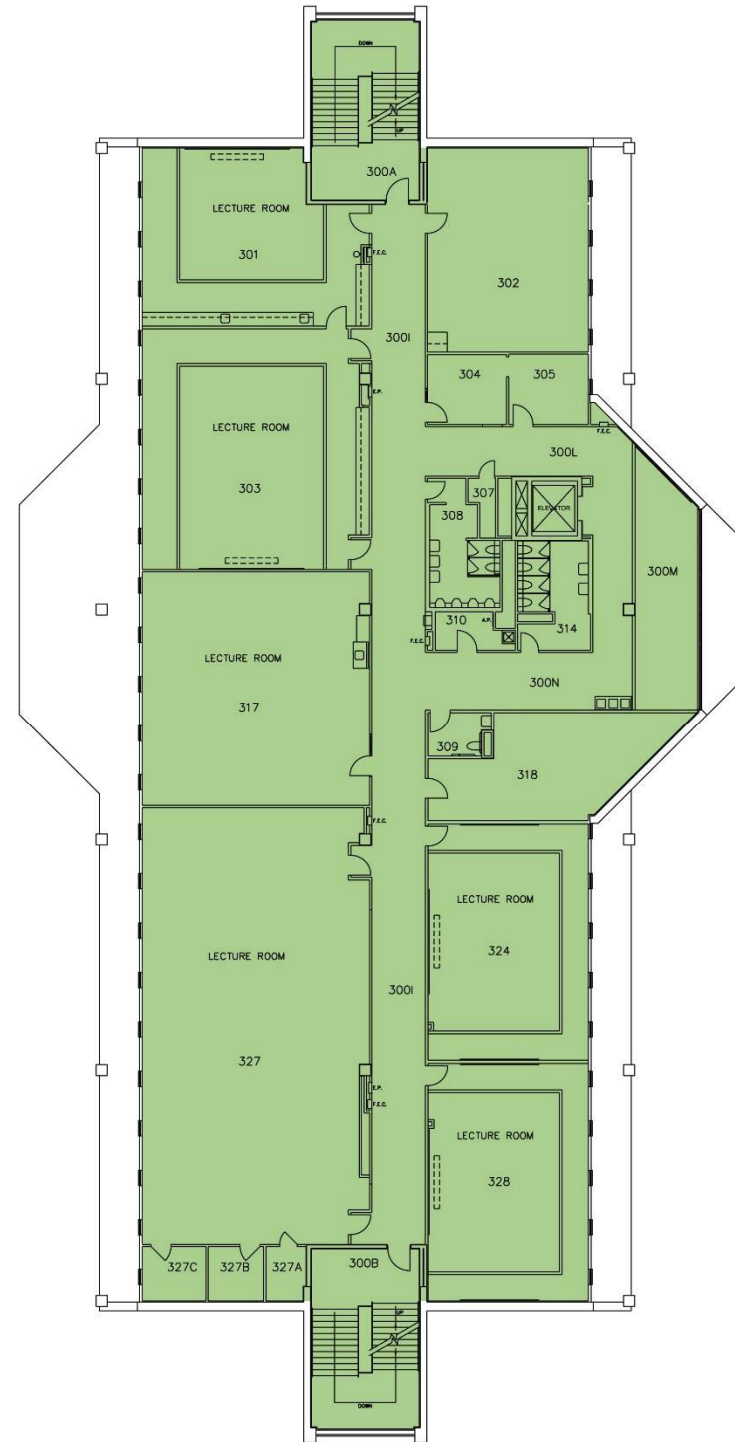
2036 L. G. Wood Hall
Third Floor

-  Physical Condition of "1" or "2"; Functional Condition of "A" or "B"
-  Physical Condition of "3" or "4"; Functional Condition of "C" or "D"

Physical Condition



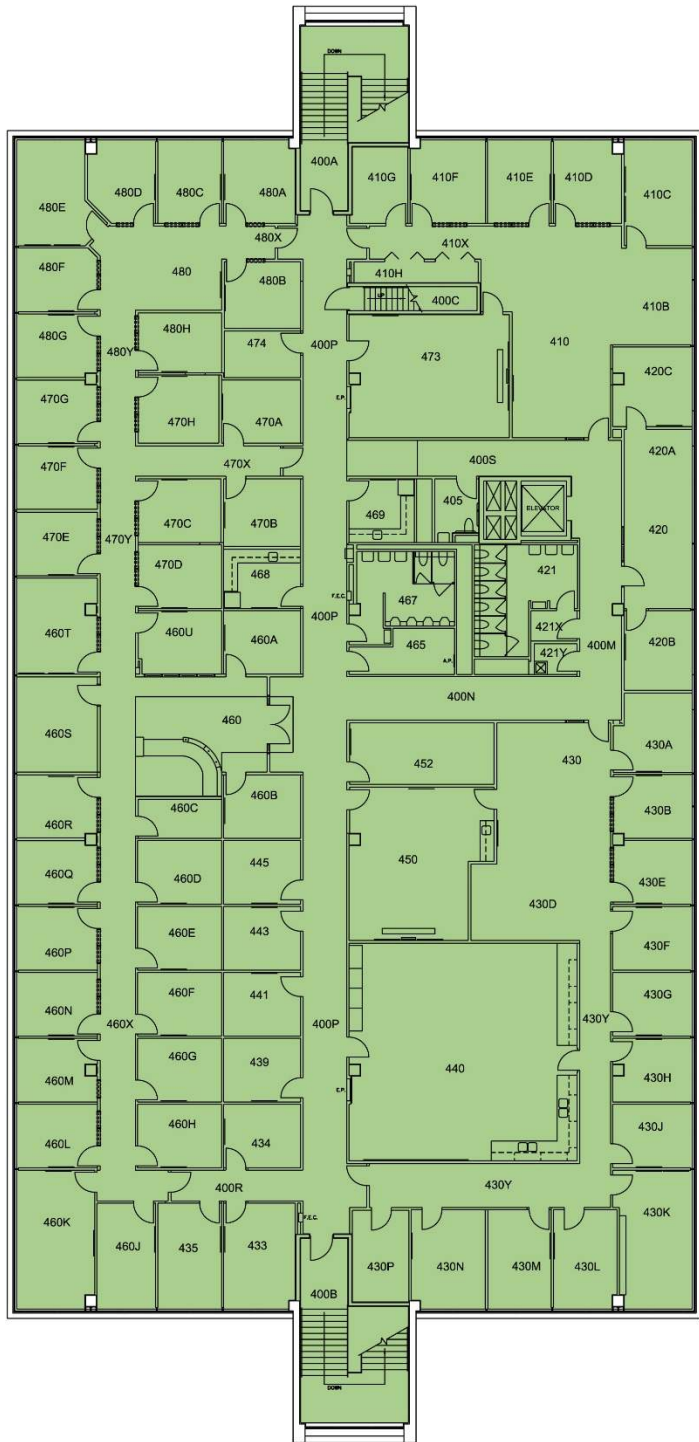
Functional Condition



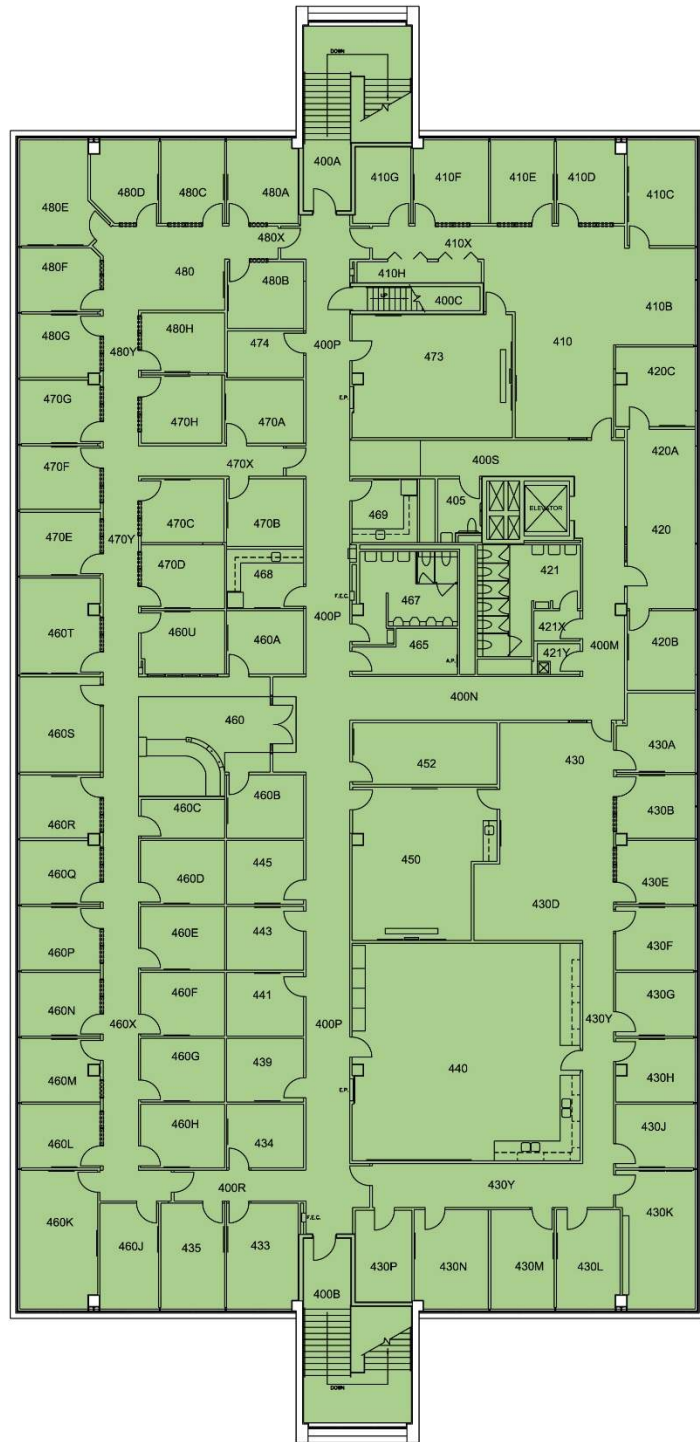
**2036 L. G. Wood Hall
Fourth Floor**

- Physical Condition of "1" or "2"; Functional Condition of "A" or "B"
- Physical Condition of "3" or "4"; Functional Condition of "C" or "D"

Physical Condition



Functional Condition



Physical Condition Summary

The following UW System table is used to grade the physical condition of building elements:

CODE	RATING	ACTION REQUIRED	RENOVATION COST	RATING DESCRIPTION
1	Good	Minimal Renovation	0-15%	Suitable for continued use with normal operational maintenance.
2	Satisfactory	Limited Renovation	5-15%	Minor deterioration. Requires minor repair or restoration to present acceptable conditions.
3	Fair	Moderate Renovation	16-30%	Moderate deterioration or partial obsolescence. Requires moderate restoration or updating.
4	Poor	Significant Renovation	31-45%	Significant deterioration or obsolescence. Requires significant restoration, updating, or partial replacement of components.
5	Unsatisfactory	Major Renovation	46-60%	Extensive deterioration or obsolescence. Requires extensive restoration, updating, and significant replacement of systems and/or components.
6	Replace	Complete Replacement	100%	Is deteriorated beyond restoration, completely obsolete, or unsuitable for proposed use. Requires complete replacement of systems and/or components.
7	Abandonment	Demolition/ Removal	100%	Not needed; not suitable for proposed use; should not be replaced. Demolition/removal required.

CODE	DESCRIPTION	RATING	RENOVATION COST	COMMENTS
A	STRUCTURE *	2	5-15%	Loading (PSF): Floors are Slab-on-grade. Roof – 100 (assumed where buried), Roof – 30 (assumed where exposed), Wind - 20. Floor-to-floor: Varies. Structural Bay: NA. Structural Bay Spacing is not included.
C	INTERIORS	3	16-30%	Consider rerouting concourse when an adjacent building is getting modified (e.g. incorporate the concourse and circle entry into new Cofrin Research Center scope).
	AVERAGE	3	16-30%	

Functional Condition Summary

The following UW System table is used to grade the physical condition of building elements:

CODE	RATING	ACTION REQUIRED	RENOVATION COST	RATING DESCRIPTION
A	Excellent/ Highly-Suited	None	0-15%	Highly suited or optimally matched to the design intent and configuration of the space. The architectural features of the space support the use/activity.
B	Satisfactory	Limited Remodeling	5-15%	Suitable for continued use. Provides adequate support for program delivery. Although the space is not optimal for use, minor modifications can improve the suitability.
C	Conditional	Moderate Remodeling	16-30%	Limited suitability for continued use. Less than adequate support for program delivery. Requires limited remodeling to support continued use adequately.
D	Poor	Extensive Remodeling	31-45%	Not suitable for continued use. Space significantly inhibits program delivery. Could be made suitable with extensive remodeling.
F	Unsatisfactory	Change of Use w/ Extensive Remodeling	46-60%	Not suitable or not needed for present use. Can be made suitable for another campus use through extensive remodeling.
I	Abandonment	Demolition	100%	Not suitable or not needed for present use. Is not or cannot be made suitable and/or is not needed for another campus use.

DESCRIPTION	RATING	RENOVATION COST	COMMENTS
STRUCTURE	B	5-15%	
VERTICAL CIRCULATION	N/A	N/A	
INTERIORS	B	16-30%	Majority of spaces are drab and outdated with the exception of the connector between Cofrin Library and Student Services. Adjacent outdoor spaces are underutilized. Connector between Cofrin and Student Services limits connectivity to the Quad.
AVERAGE	B	16-30%	

FAC-A - FACILITIES CONDITION ASSESSMENT

Institution **UW-Green Bay**
Building Name **2045 Concourse System**

Date **7-22-22**



Connector, looking west to Rose Hall.



Concourse inside Rose, looking east.



Connector, looking west to Wood Hall.



Connector, looking northeast to circle entry.

Circle entry, looking east.

Connector, looking north to Student Services.

FAC-A - FACILITIES CONDITION ASSESSMENT

Institution **UW-Green Bay**
Building Name **2045 Concourse System**

Date **7-22-22**



Connector, looking south to Instructional Services.



Connector, looking south to Lab Sciences.



Connector, looking north to Instructional Services.



Connector, looking southeast to MAC Hall.



Concourse inside MAC Hall, looking west.



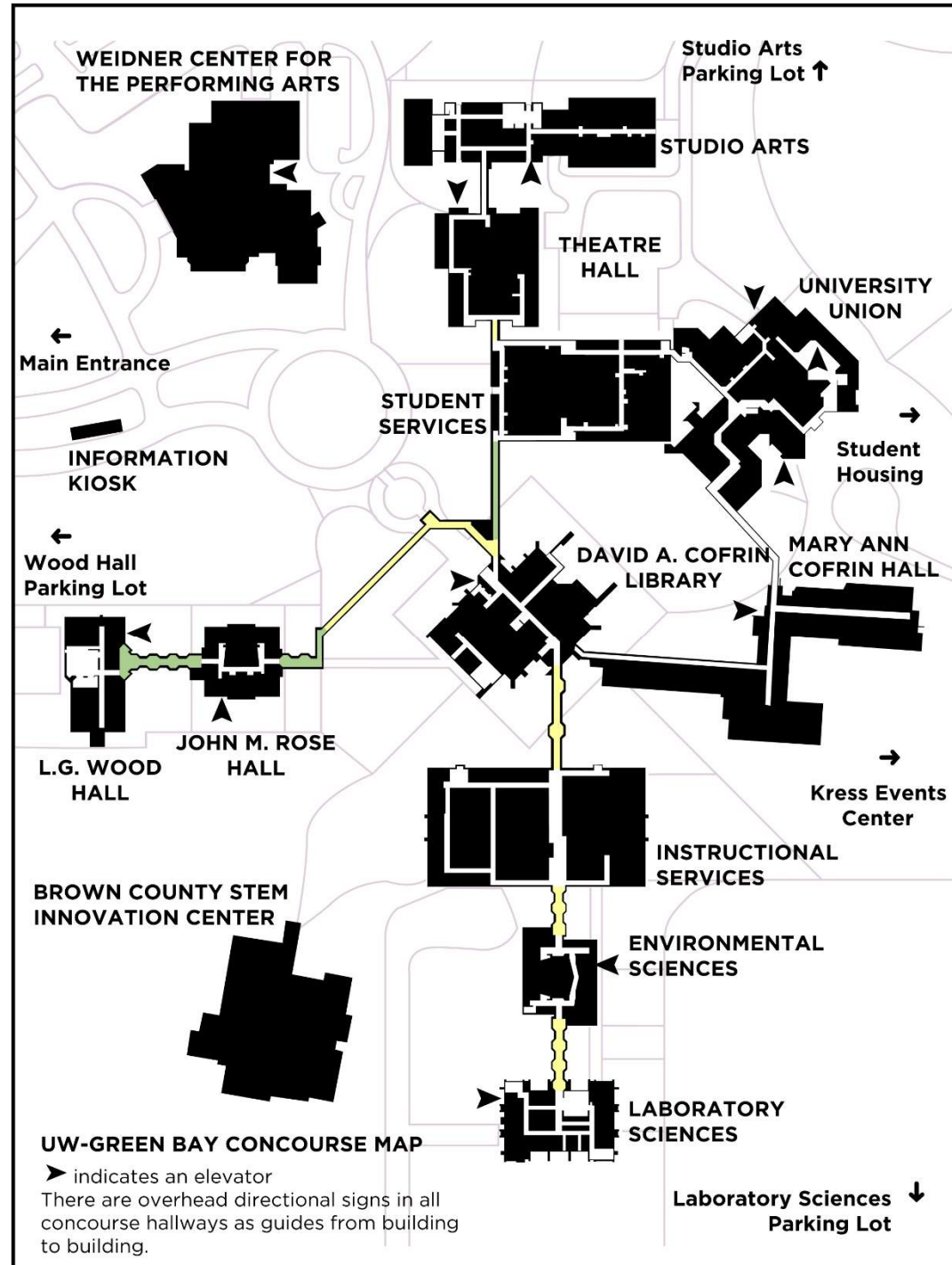
Concourse inside Studio Arts, looking south.

2045 Concourse System

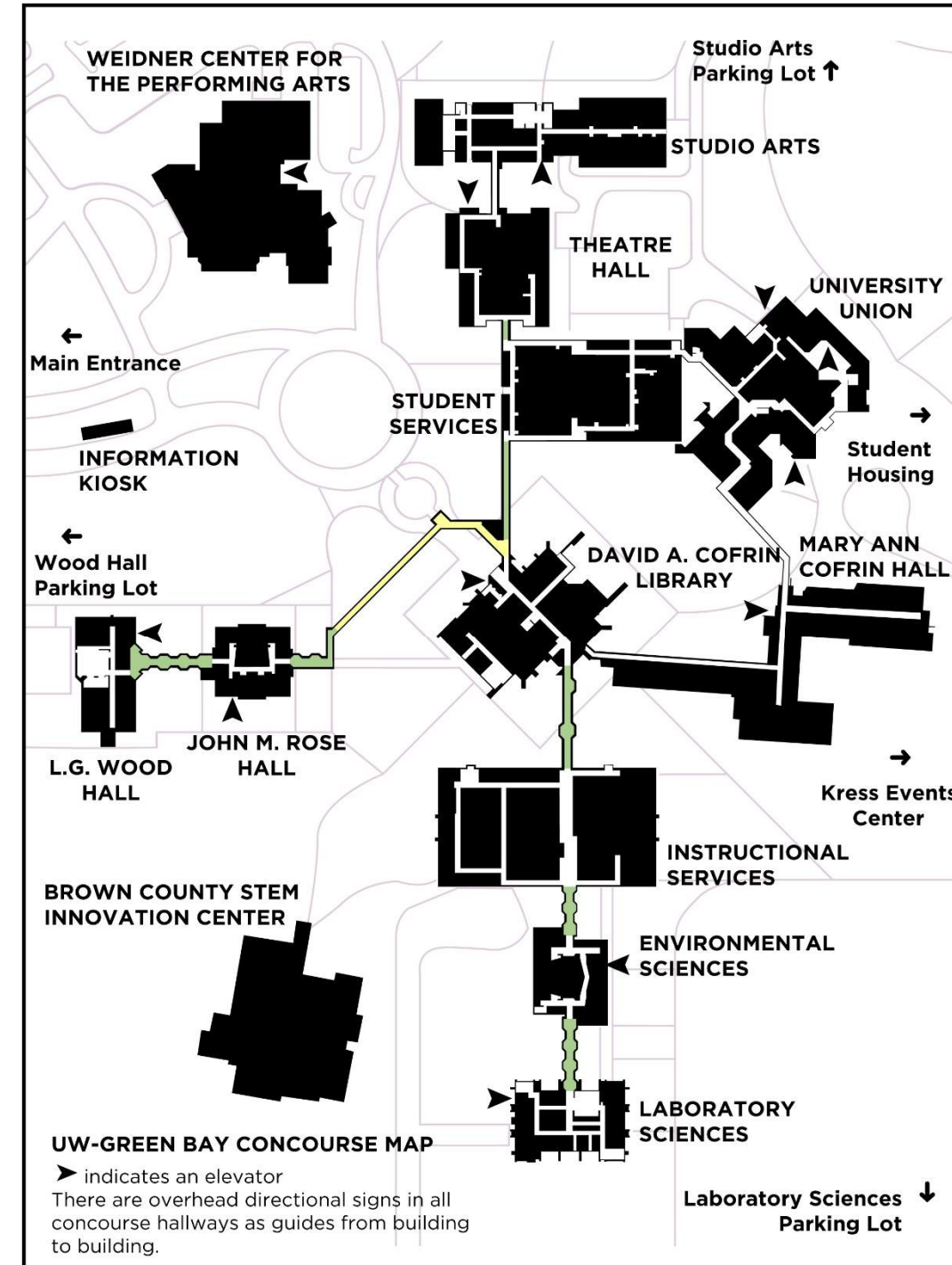
First Floor

- Physical Condition of "1" or "2"; Functional Condition of "A" or "B"
- Physical Condition of "3" or "4"; Functional Condition of "C" or "D"

Physical Condition



Functional Condition





FAC-A - FACILITIES CONDITION ASSESSMENT

Institution **UW-Green Bay**
 Building Name **2050 Weidner Center for the Performing Arts**

Date **7-22-22**

Physical Condition Summary

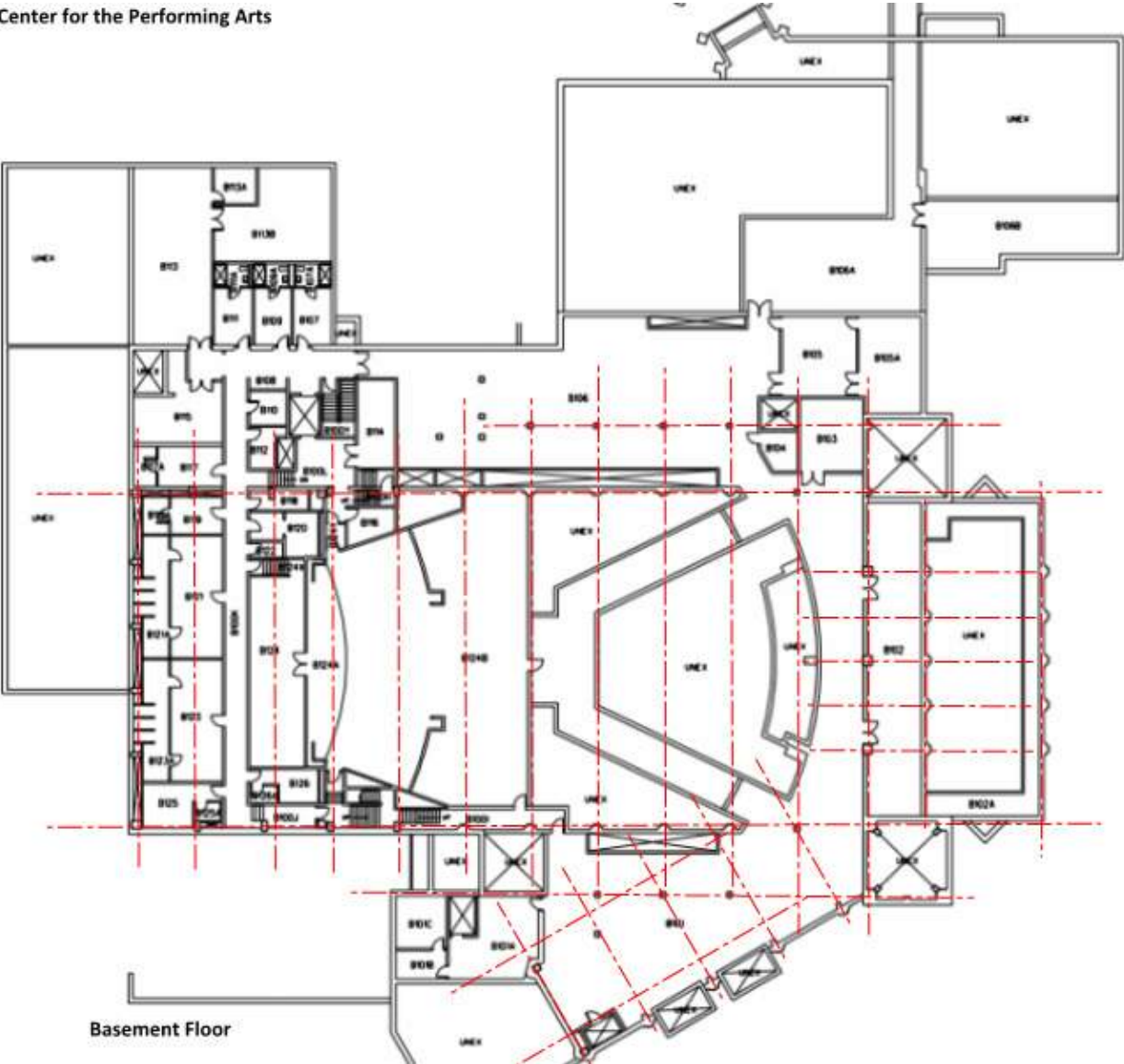
The following UW System table is used to grade the physical condition of building elements:

CODE	RATING	ACTION REQUIRED	RENOVATION COST	RATING DESCRIPTION
1	Good	Minimal Renovation	0-15%	Suitable for continued use with normal operational maintenance.
2	Satisfactory	Limited Renovation	5-15%	Minor deterioration. Requires minor repair or restoration to present acceptable conditions.
3	Fair	Moderate Renovation	16-30%	Moderate deterioration or partial obsolescence. Requires moderate restoration or updating.
4	Poor	Significant Renovation	31-45%	Significant deterioration or obsolescence. Requires significant restoration, updating, or partial replacement of components.
5	Unsatisfactory	Major Renovation	46-60%	Extensive deterioration or obsolescence. Requires extensive restoration, updating, and significant replacement of systems and/or components.
6	Replace	Complete Replacement	100%	Is deteriorated beyond restoration, completely obsolete, or unsuitable for proposed use. Requires complete replacement of systems and/or components.
7	Abandonment	Demolition/ Removal	100%	Not needed; not suitable for proposed use; should not be replaced. Demolition/removal required.

CODE	DESCRIPTION	RATING	RENOVATION COST	COMMENTS
A	STRUCTURE	2	5-15%	Loading (PSF): Seating – 60, Catwalks – 25, Corridors/Stairs - 100, Stage, back and side – 150, Coolers – 200, Addition floors and storage - 125 Roof – 30 + drifting, Wind – 20/25 – below and above 50-feet. Floor-to-floor: 17'-6" from basement to first floor, 17'-0" from first to second floor, 15'-5" from second to third floor, 18'-0" from third to fourth floor, 9'-5" from fourth to sound booth floor. Structural Bay spacing varies due to complexity clear span of performance spaces, building additions, and configuration.
C	INTERIORS	2	5-15%	
	Performance Spaces and Offices	2		Isolated backstage areas in fair condition.
	Circulation / Concourse	2		
	Restrooms	2		
	Back of House	2		
	AVERAGE	2	5-15%	

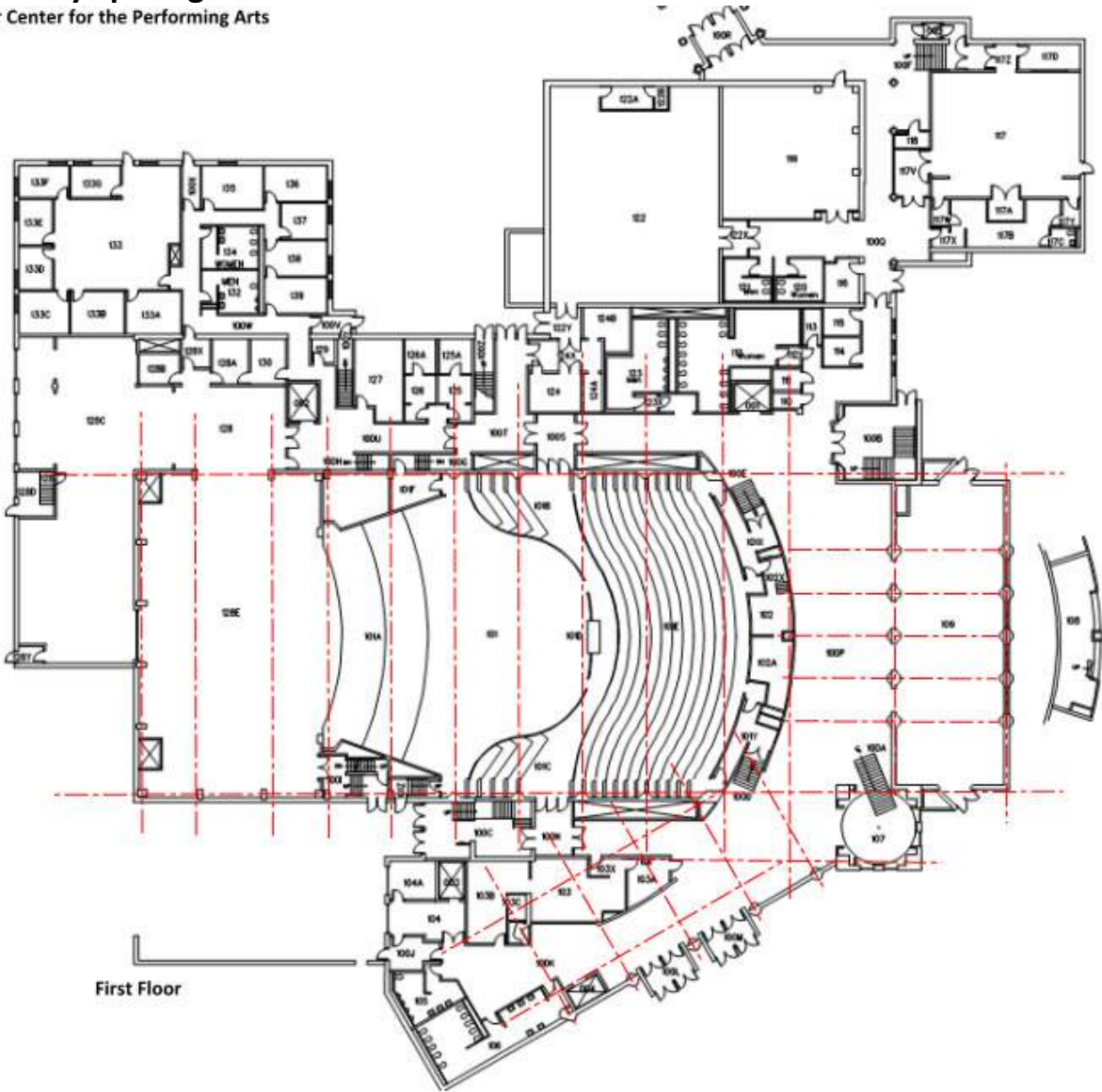
Structural Bay Spacing

2050 Weidner Center for the Performing Arts

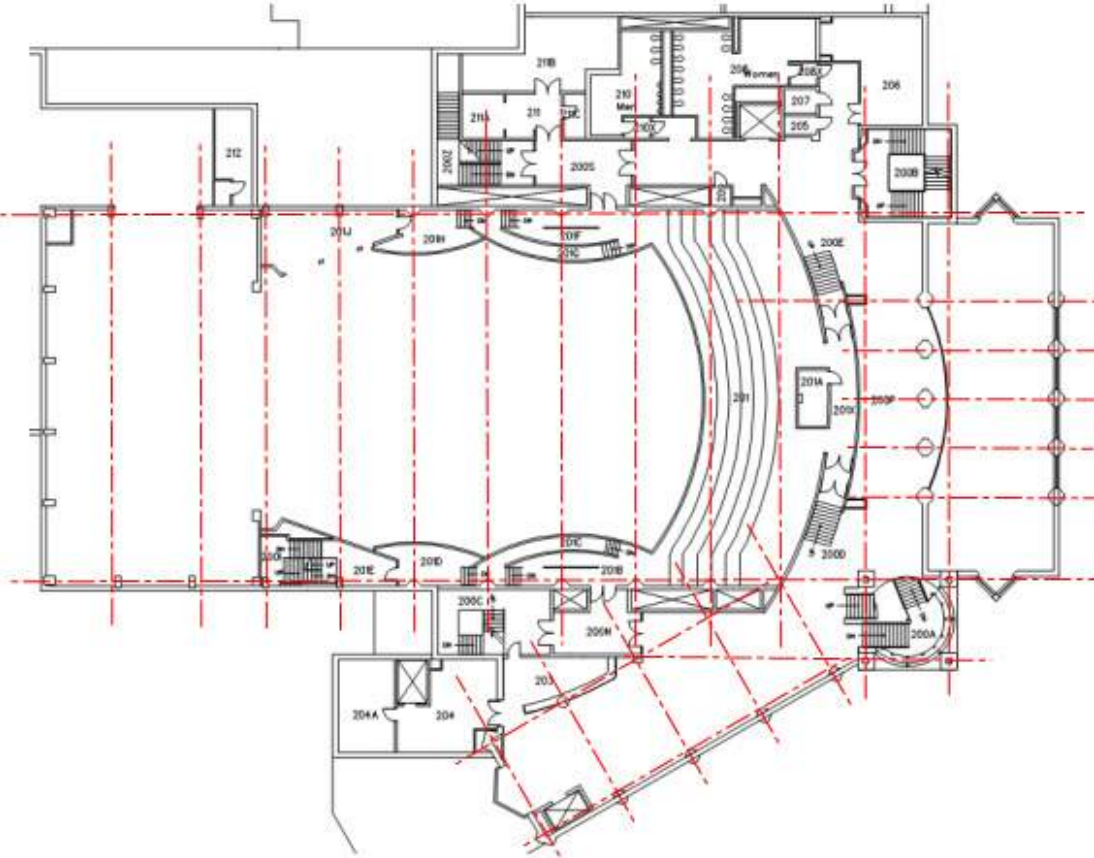


Structural Bay Spacing

2050 Weidner Center for the Performing Arts



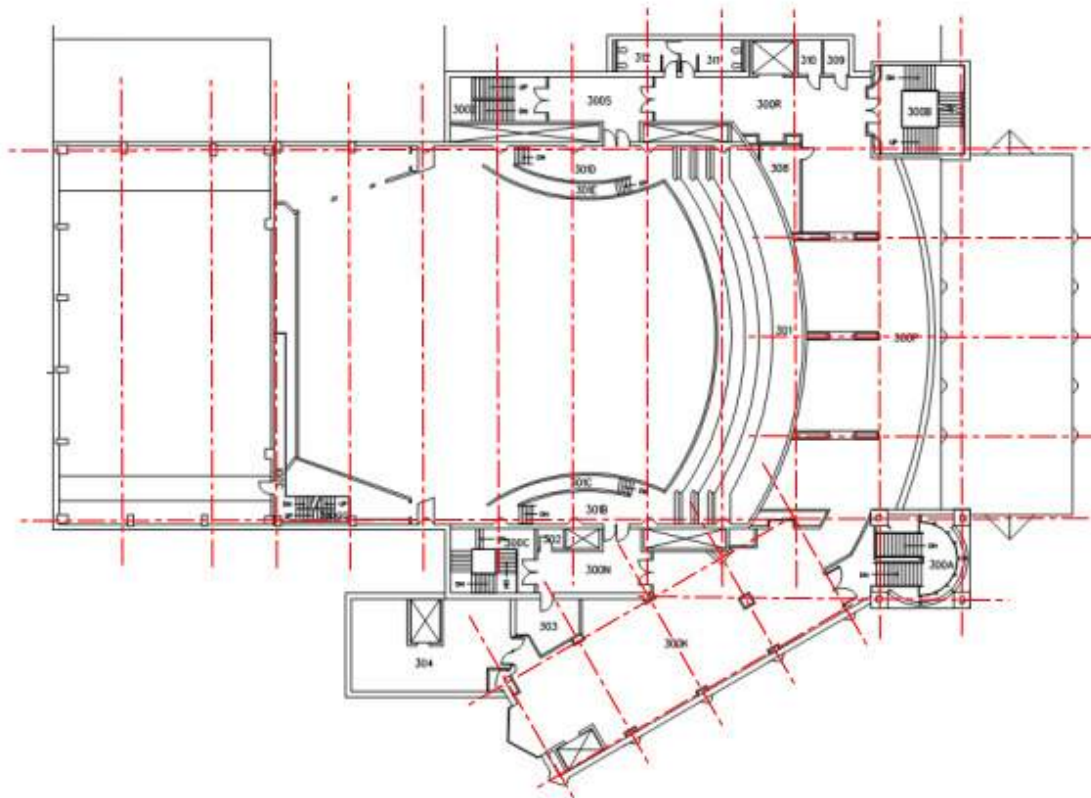
Structural Bay Spacing
2050 Weidner Center for the Performing Arts



Second Floor

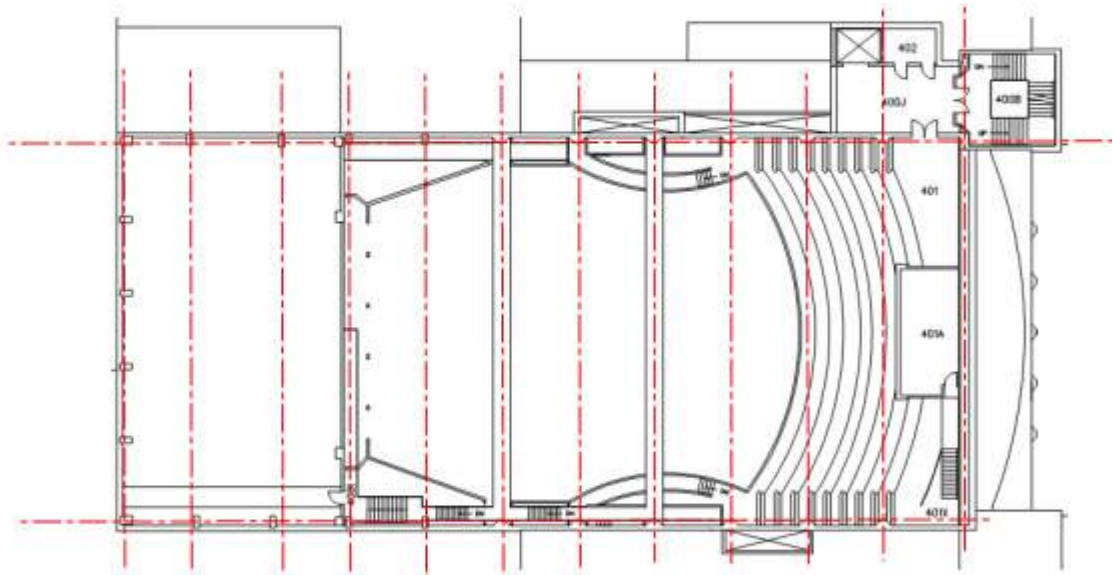
Structural Bay Spacing

2050 Weidner Center for the Performing Arts



Third Floor
Structural Bay Spacing

2050 Weidner Center for the Performing Arts



Fourth Floor

Functional Condition Summary

FAC-A - FACILITIES CONDITION ASSESSMENT

Institution **UW-Green Bay**
 Building Name **2050 Weidner Center for the Performing Arts**

Date **7-22-22**

The following UW System table is used to grade the physical condition of building elements:


CODE	RATING	ACTION REQUIRED	RENOVATION COST	RATING DESCRIPTION
A	Excellent/ Highly-Suited	None	0-15%	Highly suited or optimally matched to the design intent and configuration of the space. The architectural features of the space support the use/activity.
B	Satisfactory	Limited Remodeling	5-15%	Suitable for continued use. Provides adequate support for program delivery. Although the space is not optimal for use, minor modifications can improve the suitability.
C	Conditional	Moderate Remodeling	16-30%	Limited suitability for continued use. Less than adequate support for program delivery. Requires limited remodeling to support continued use adequately.
D	Poor	Extensive Remodeling	31-45%	Not suitable for continued use. Space significantly inhibits program delivery. Could be made suitable with extensive remodeling.
F	Unsatisfactory	Change of Use w/ Extensive Remodeling	46-60%	Not suitable or not needed for present use. Can be made suitable for another campus use through extensive remodeling.
I	Abandonment	Demolition	100%	Not suitable or not needed for present use. Is not or cannot be made suitable and/or is not needed for another campus use.

DESCRIPTION	RATING	RENOVATION COST	COMMENTS
STRUCTURE	A	0-15%	
VERTICAL CIRCULATION	A	0-15%	
INTERIORS	A	0-15%	
Performance Spaces and Offices	A		
Circulation / Concourse	A		
Restrooms	A		
Back of House	A		
AVERAGE	A	0-15%	

FAC-A - FACILITIES CONDITION ASSESSMENT

Institution **UW-Green Bay**
Building Name **2050 Weidner Center for the Performing Arts**

Date **7-22-22**



Room 101D, looking east.



Room 401, looking east.



Room 122, looking southeast.



Room 119, looking northeast.

Room B111, looking east.

Room B121, looking east.

FAC-A - FACILITIES CONDITION ASSESSMENT

Institution **UW-Green Bay**
Building Name **2050 Weidner Center for the Performing Arts**

Date **7-22-22**



Room 127, looking east.



Room 100T, looking north.



Room B113A, looking southeast.



Typical dressing room shower.



Typical back-of-house toilet room.



Typical public toilet room.

2050 Weidner Center for the Performing Arts
Basement Floor

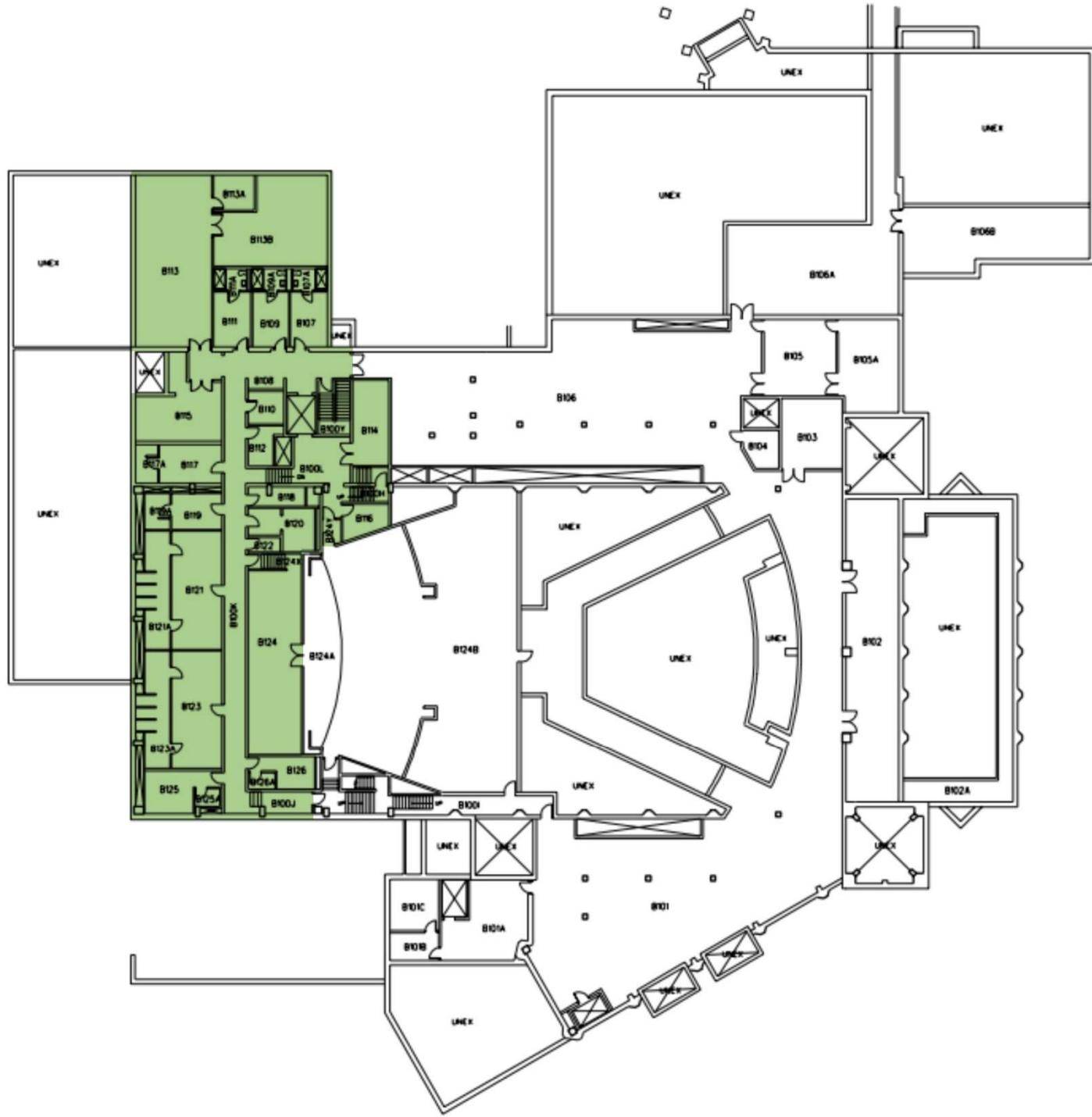
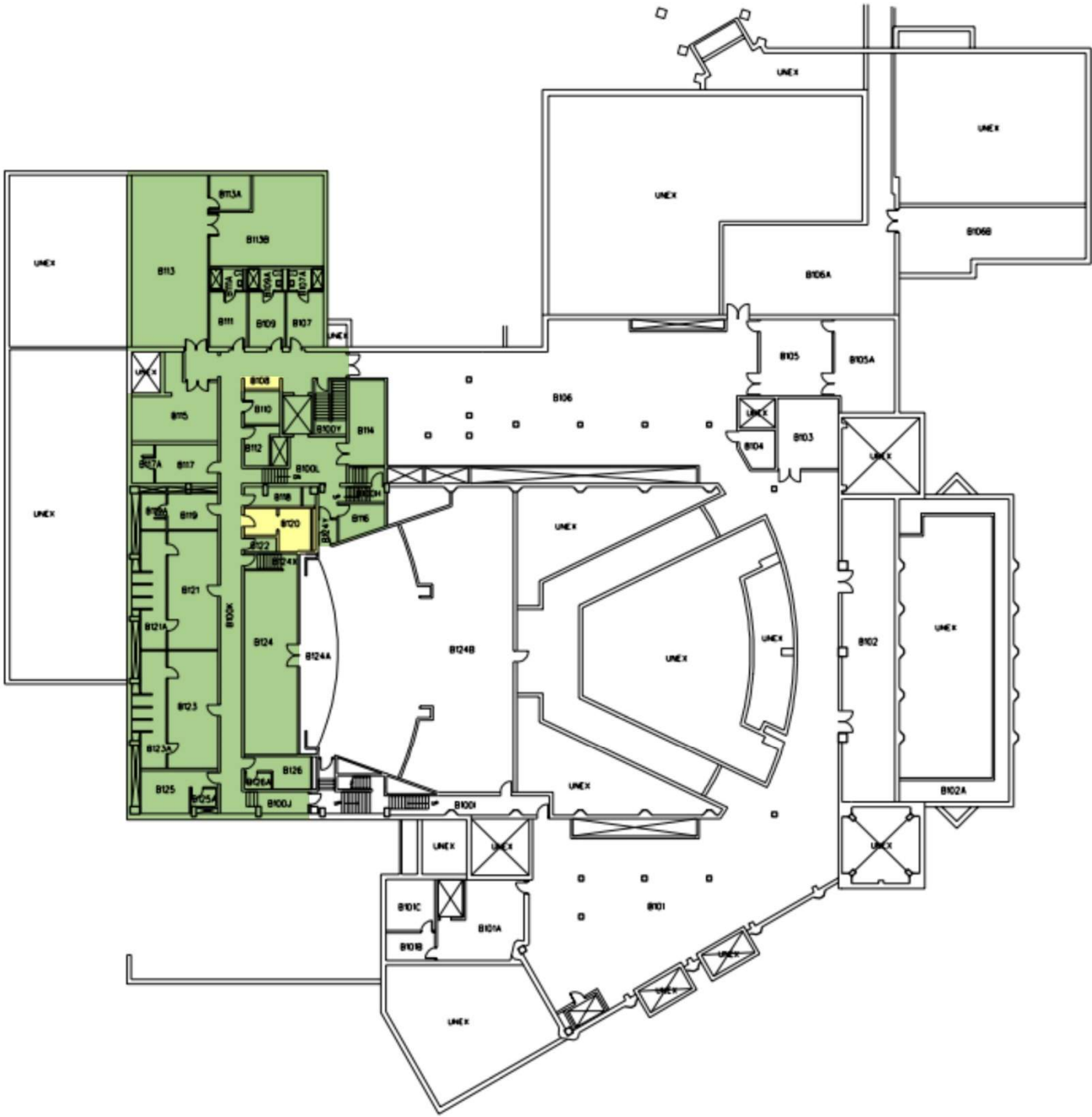
Physical Condition of "1" or "2"; Functional Condition of "A" or "B"

Physical Condition of "3" or "4"; Functional Condition of "C" or "D"

Spaces without a color were not evaluated in this study.

Physical Condition

Functional Condition



2050 Weidner Center for the Performing Arts

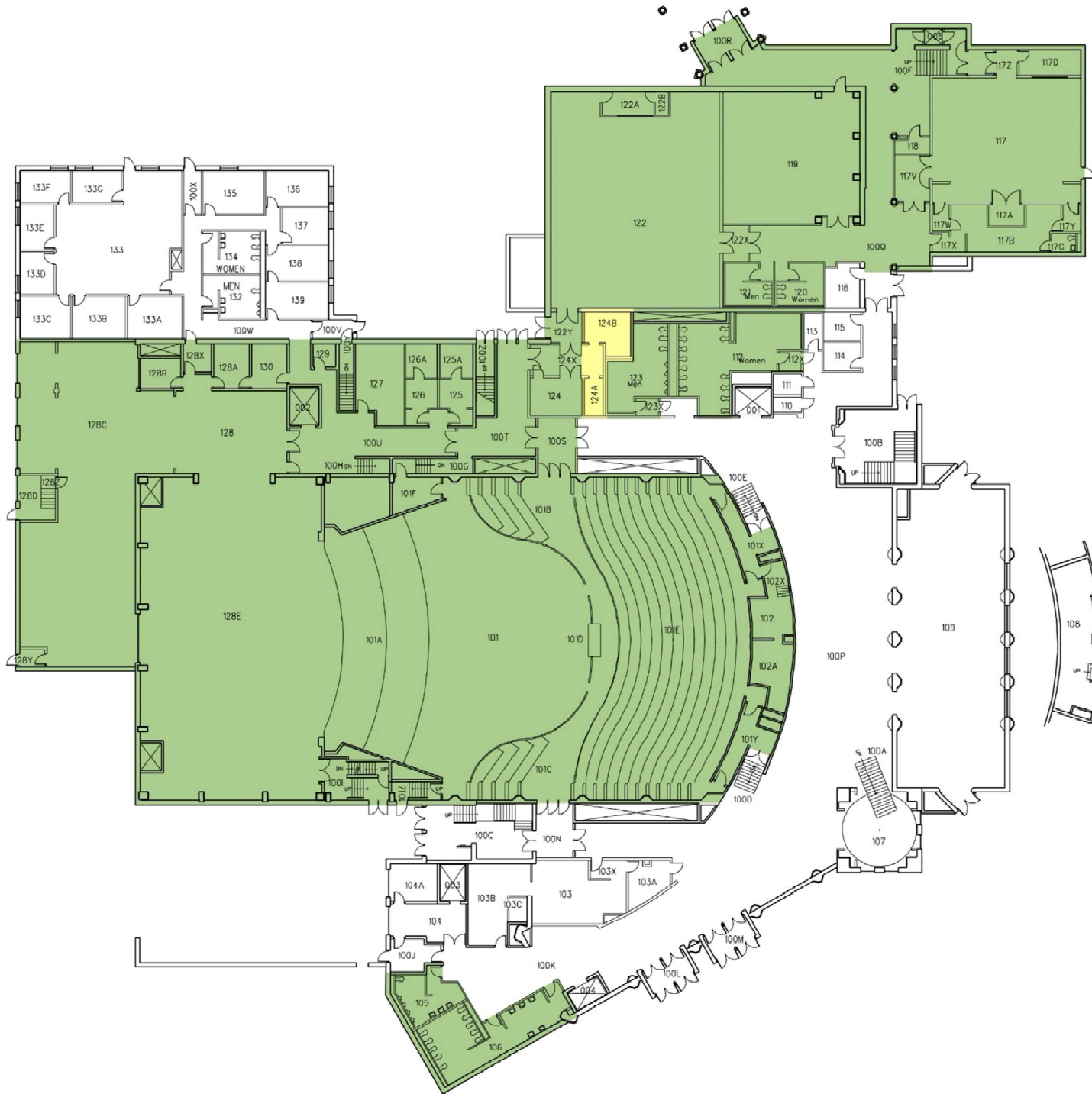
First Floor

Physical Condition of "1" or "2"; Functional Condition of "A" or "B"

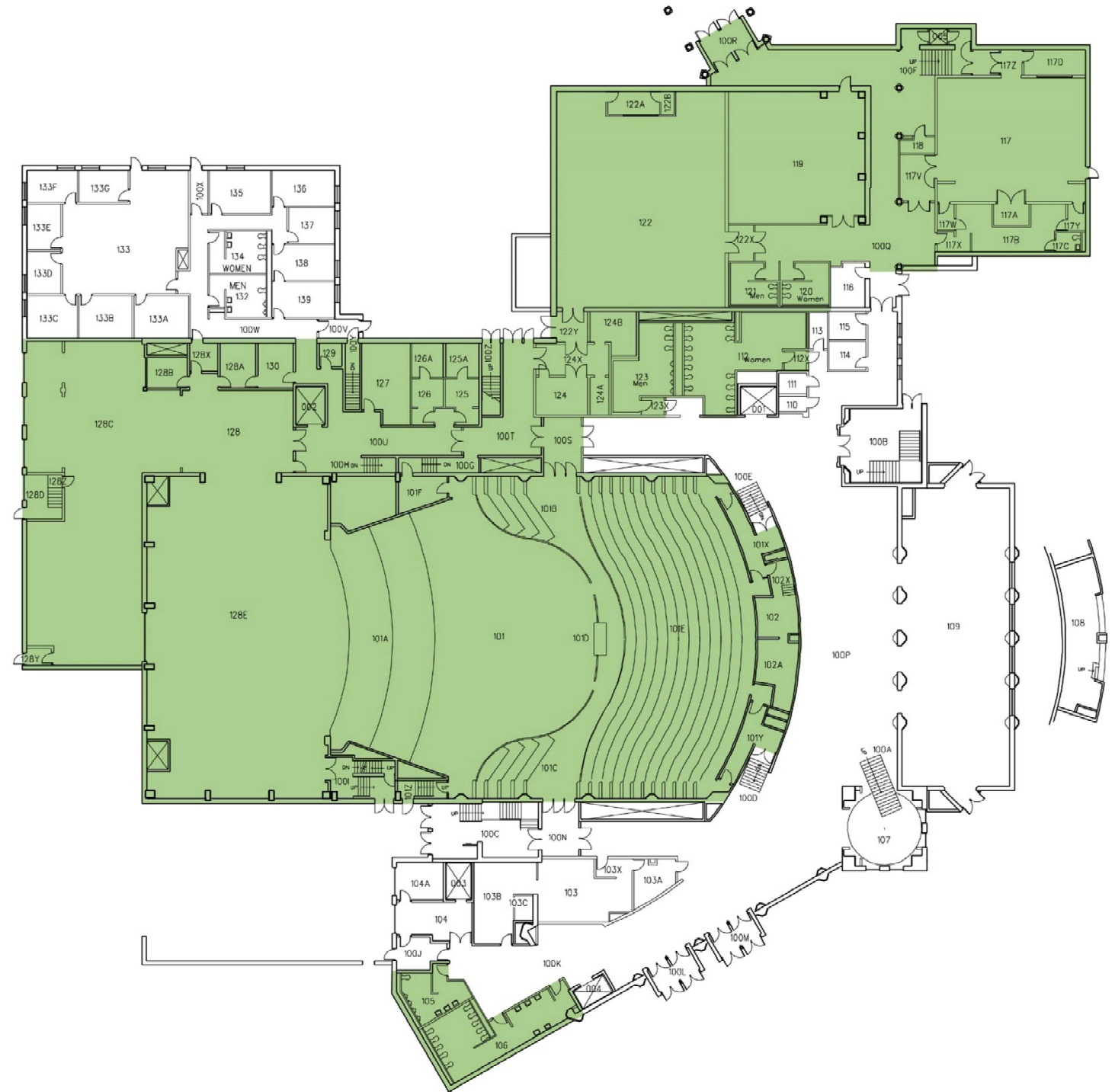
Physical Condition of "3" or "4"; Functional Condition of "C" or "D"

Spaces without a color were not evaluated in this study.



Physical Condition



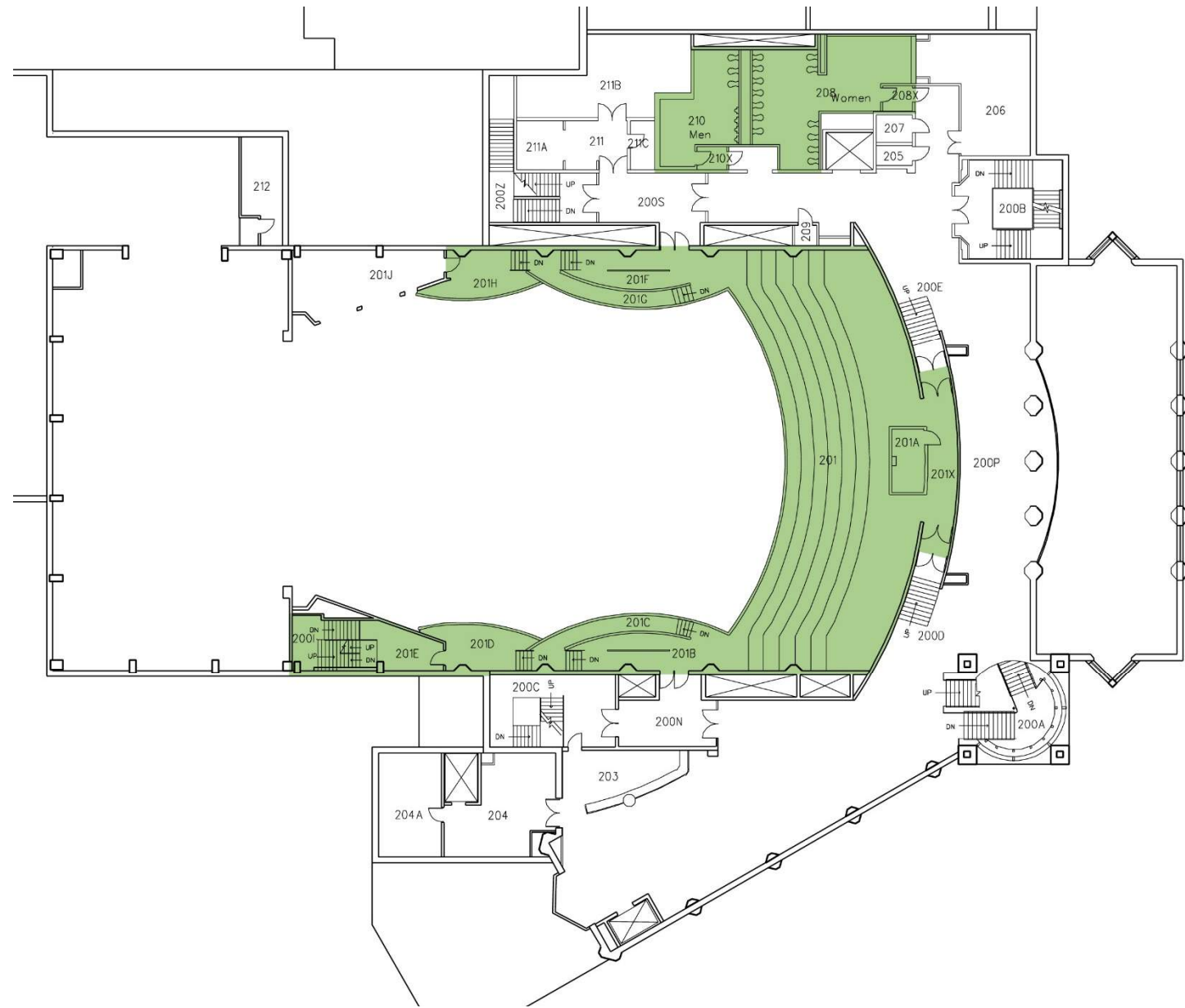
Functional Condition



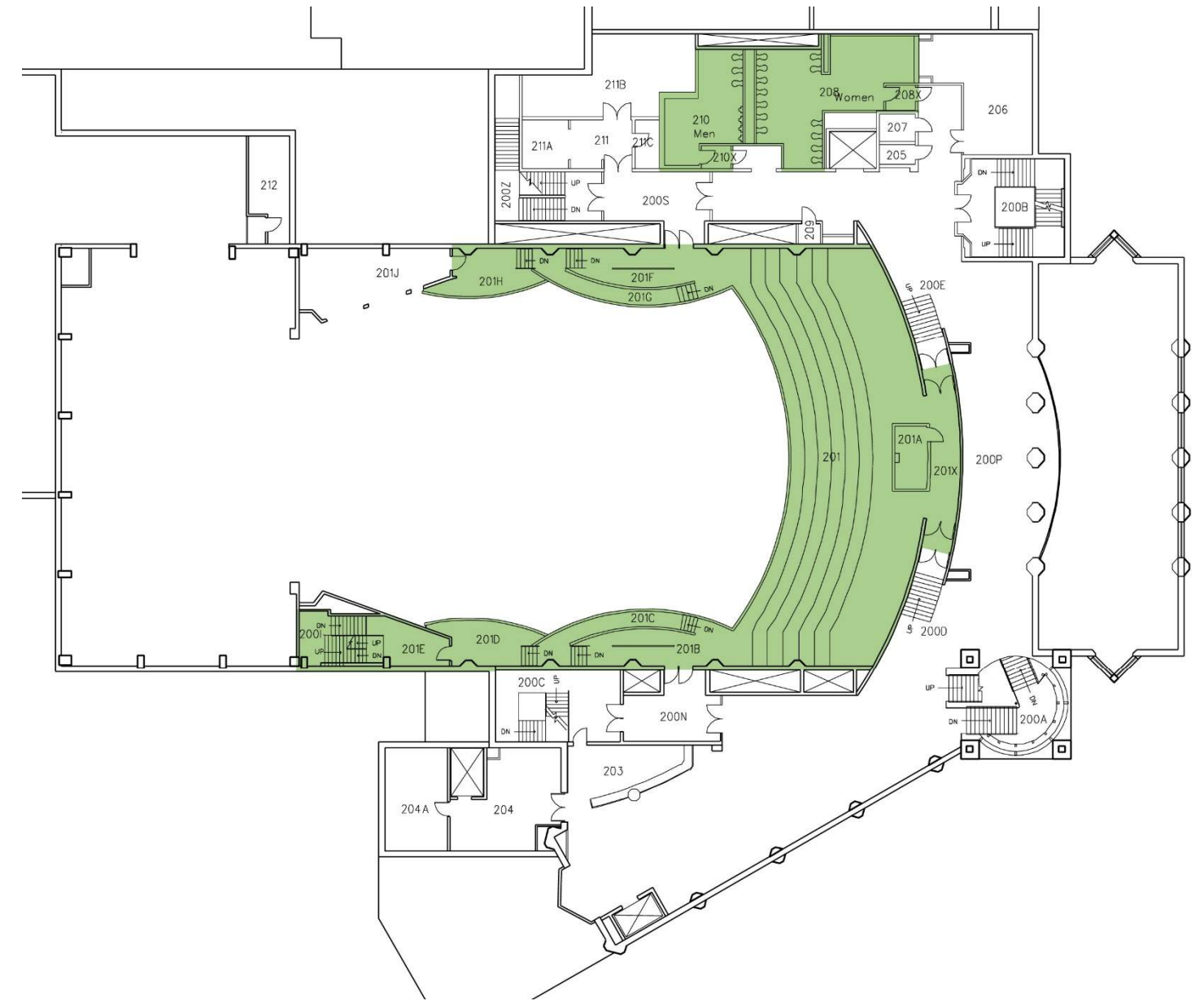
2050 Weidner Center for the Performing Arts Second Floor

-  Physical Condition of "1" or "2"; Functional Condition of "A" or "B"
-  Physical Condition of "3" or "4"; Functional Condition of "C" or "D"
- Spaces without a color were not evaluated in this study.

Physical Condition



Functional Condition



2050 Weidner Center for the Performing Arts

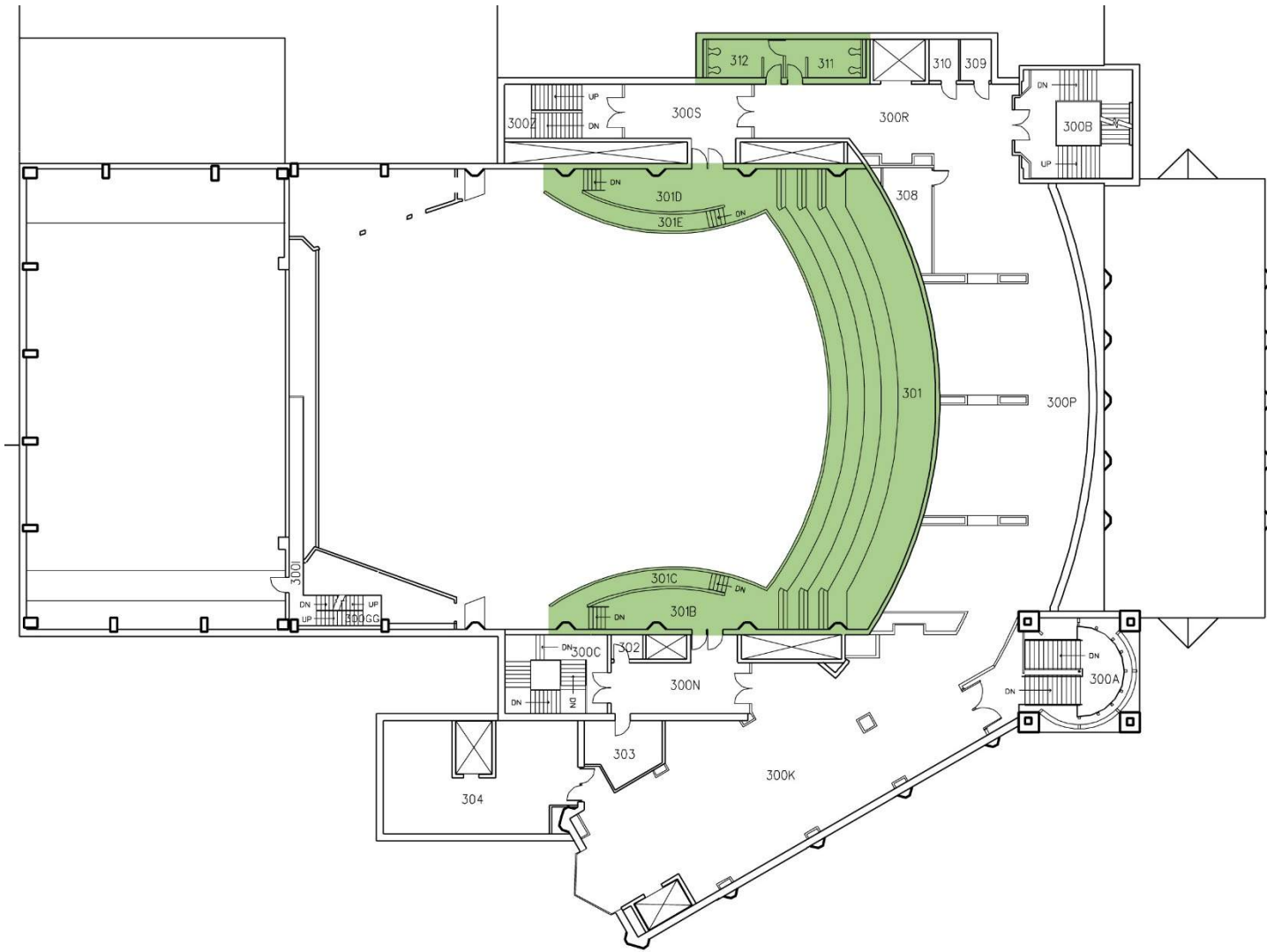
Third Floor

Physical Condition of "1" or "2"; Functional Condition of "A" or "B"

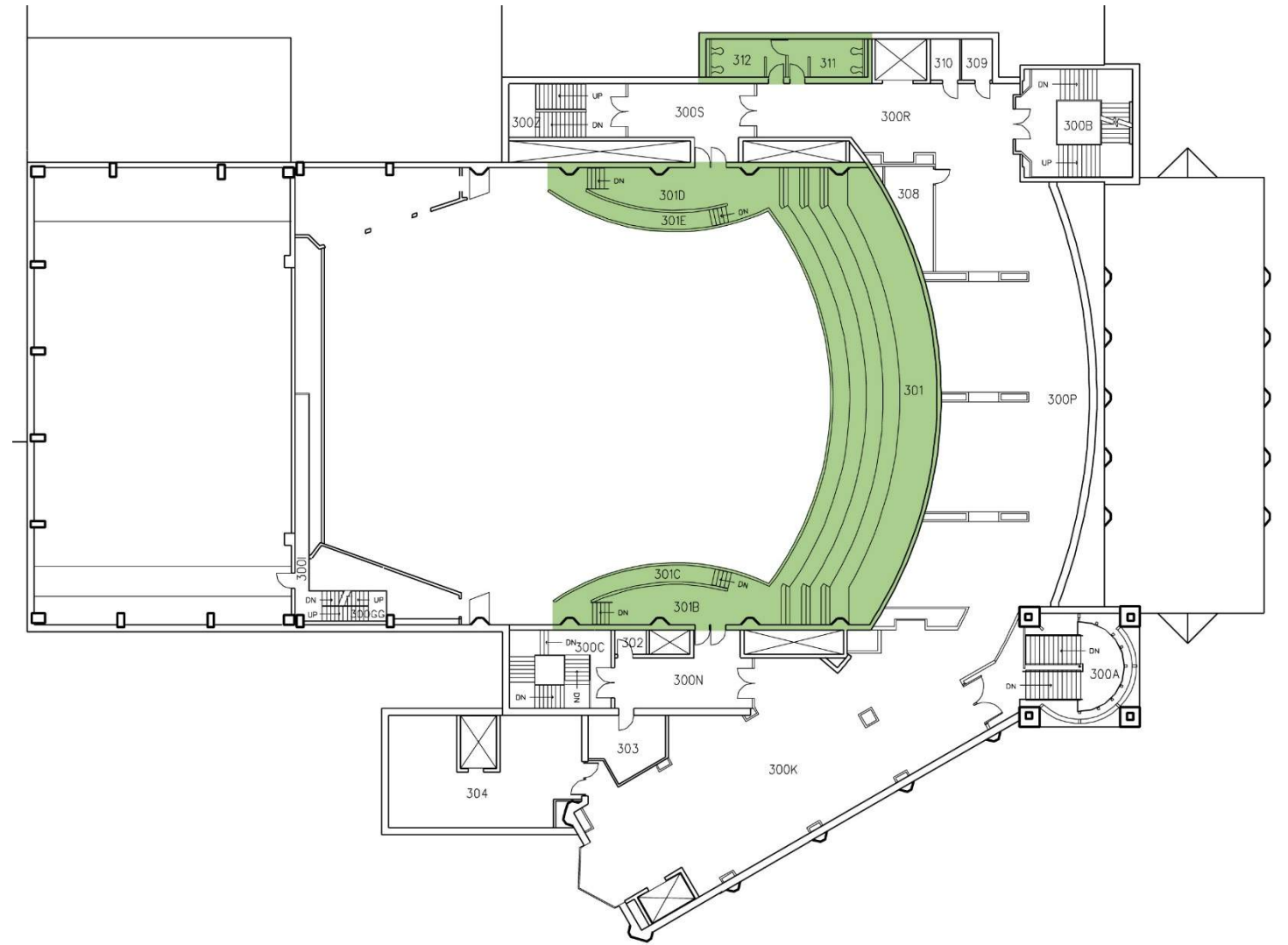
Physical Condition of "3" or "4"; Functional Condition of "C" or "D"

Spaces without a color were not evaluated in this study.

Physical Condition



Functional Condition



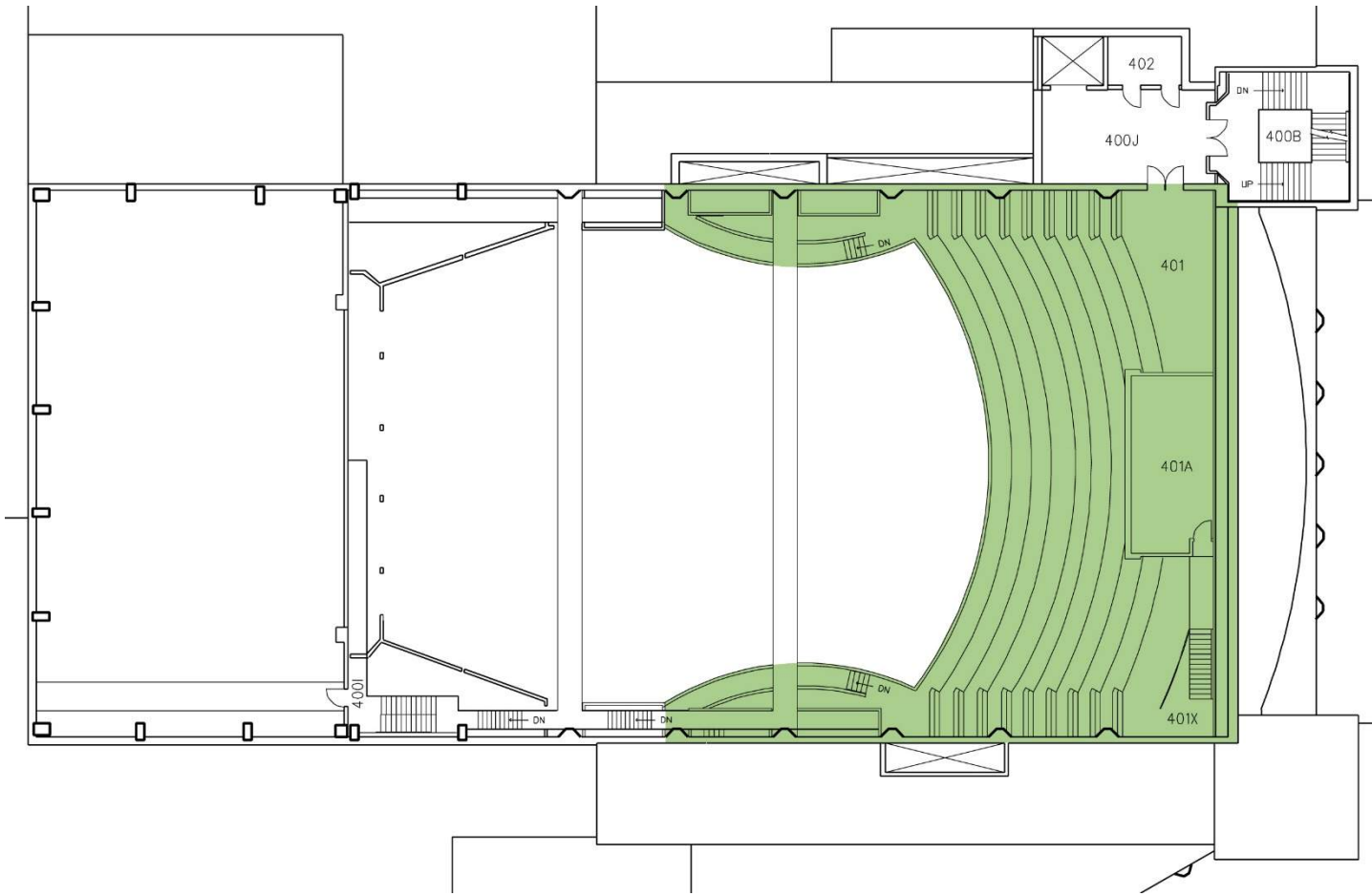
**2050 Weidner Center for the Performing Arts
Fourth Floor**

Physical Condition of "1" or "2"; Functional Condition of "A" or "B"

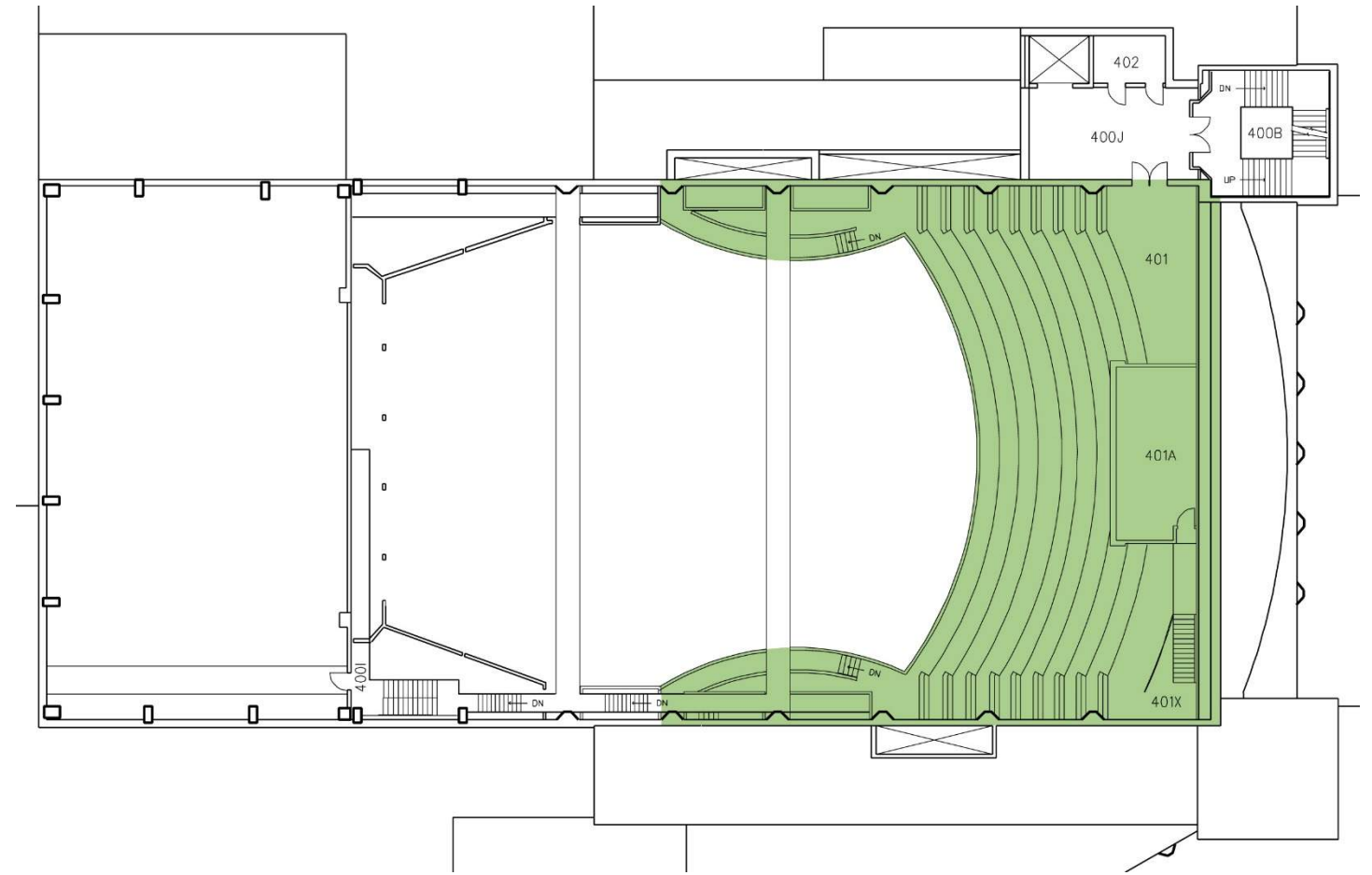
Physical Condition of "3" or "4"; Functional Condition of "C" or "D"

Spaces without a color were not evaluated in this study.

Physical Condition



Functional Condition



FAC-A - FACILITIES CONDITION ASSESSMENT

Institution **UW-Green Bay**
 Building Name **2052 Mary Ann Cofrin Hall**

Date **7-22-22**

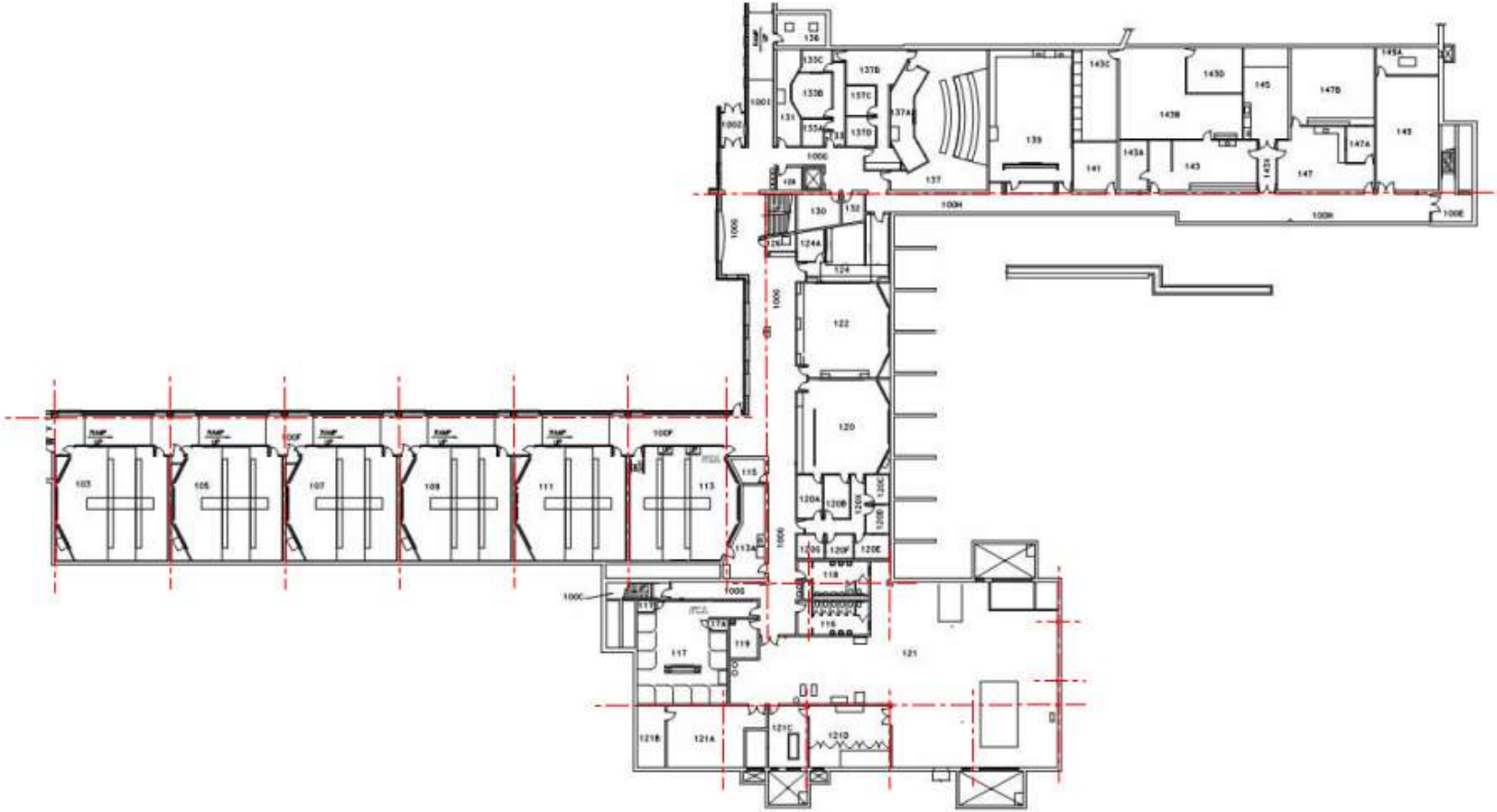
Physical Condition Summary

The following UW System table is used to grade the physical condition of building elements:

CODE	RATING	ACTION REQUIRED	RENOVATION COST	RATING DESCRIPTION
1	Good	Minimal Renovation	0-15%	Suitable for continued use with normal operational maintenance.
2	Satisfactory	Limited Renovation	5-15%	Minor deterioration. Requires minor repair or restoration to present acceptable conditions.
3	Fair	Moderate Renovation	16-30%	Moderate deterioration or partial obsolescence. Requires moderate restoration or updating.
4	Poor	Significant Renovation	31-45%	Significant deterioration or obsolescence. Requires significant restoration, updating, or partial replacement of components.
5	Unsatisfactory	Major Renovation	46-60%	Extensive deterioration or obsolescence. Requires extensive restoration, updating, and significant replacement of systems and/or components.
6	Replace	Complete Replacement	100%	Is deteriorated beyond restoration, completely obsolete, or unsuitable for proposed use. Requires complete replacement of systems and/or components.
7	Abandonment	Demolition/ Removal	100%	Not needed; not suitable for proposed use; should not be replaced. Demolition/removal required.

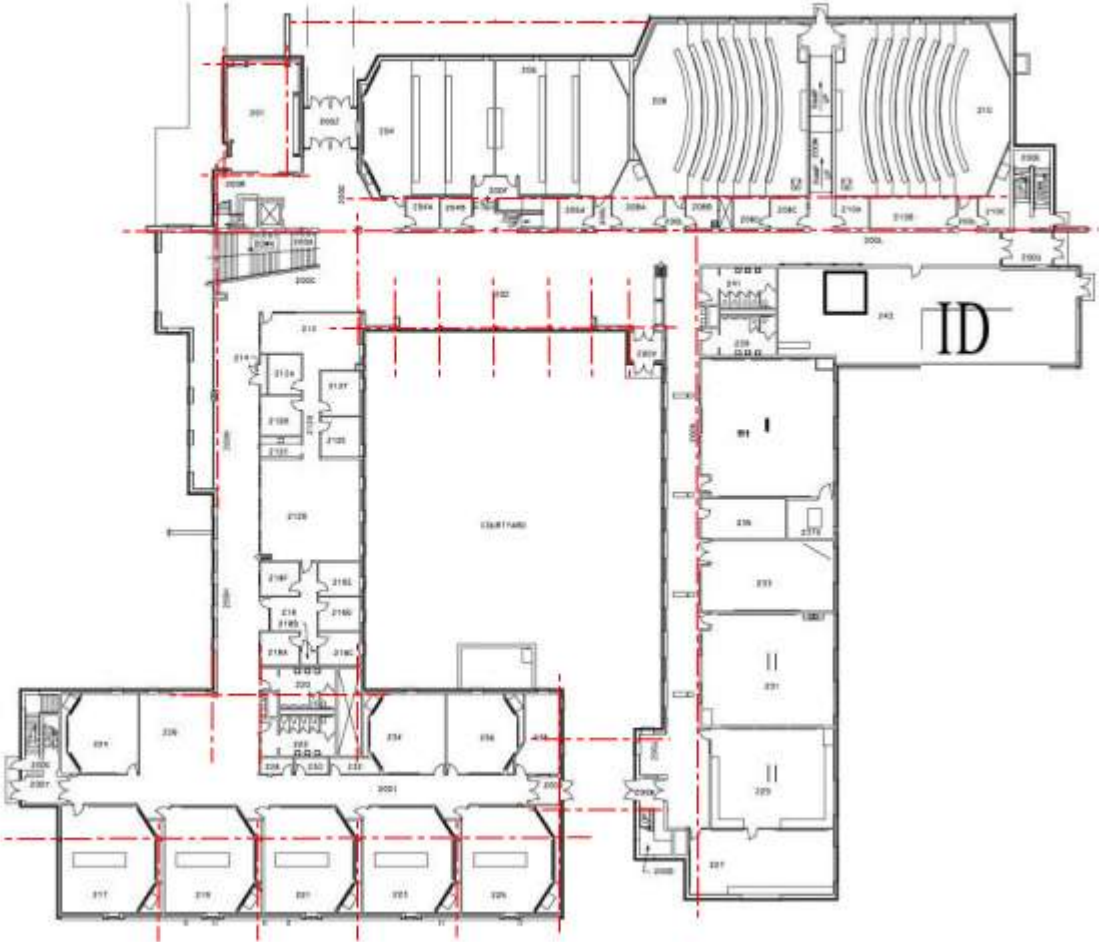
CODE	DESCRIPTION	RATING	RENOVATION COST	COMMENTS
A	STRUCTURE	2	5-15%	Loading (PSF): Classrooms/Offices - 75, Corridors/Lobby/Stairs - 100, Roof – 50 + drifting, Wind - 20. Floor-to-floor: 16'-0" from first to second floor, 14'-0" from second to third floor, Varies from third floor to roof. Structural Bay spacing varies. Majority of structure is load bearing CMU/concrete walls.
C	INTERIORS	2	5-15%	
	Classrooms, Labs, and Offices	2		Several third-floor spaces are coated in residual dust falling from ceiling finish.
	Circulation / Concourse	2		
	Restrooms	2		
	Back of House	2		
	AVERAGE	2	5-15%	

Structural Bay Spacing
2052 Mary Ann Cofrin Hall



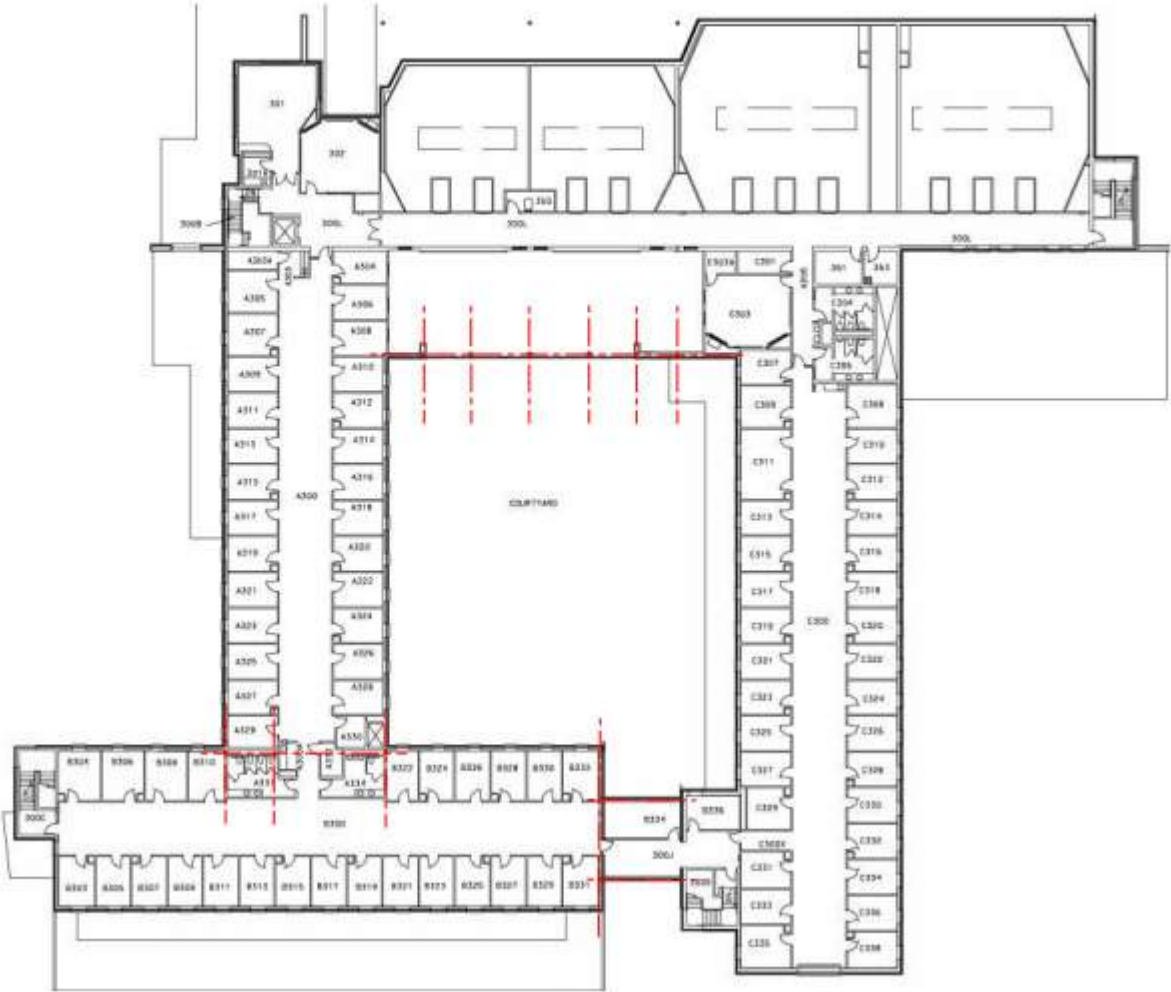
First Floor

Structural Bay Spacing
2052 Mary Ann Cofrin Hall



Second Floor

Structural Bay Spacing
2052 Mary Ann Cofrin Hall



Third Floor

FAC-A - FACILITIES CONDITION ASSESSMENT

Institution **UW-Green Bay**
 Building Name **2052 Mary Ann Cofrin Hall**

Date **7-22-22**

Functional Condition Summary

The following UW System table is used to grade the physical condition of building elements:

CODE	RATING	ACTION REQUIRED	RENOVATION COST	RATING DESCRIPTION
A	Excellent/ Highly-Suited	None	0-15%	Highly suited or optimally matched to the design intent and configuration of the space. The architectural features of the space support the use/activity.
B	Satisfactory	Limited Remodeling	5-15%	Suitable for continued use. Provides adequate support for program delivery. Although the space is not optimal for use, minor modifications can improve the suitability.
C	Conditional	Moderate Remodeling	16-30%	Limited suitability for continued use. Less than adequate support for program delivery. Requires limited remodeling to support continued use adequately.
D	Poor	Extensive Remodeling	31-45%	Not suitable for continued use. Space significantly inhibits program delivery. Could be made suitable with extensive remodeling.
F	Unsatisfactory	Change of Use w/ Extensive Remodeling	46-60%	Not suitable or not needed for present use. Can be made suitable for another campus use through extensive remodeling.
I	Abandonment	Demolition	100%	Not suitable or not needed for present use. Is not or cannot be made suitable and/or is not needed for another campus use.

DESCRIPTION	RATING	RENOVATION COST	COMMENTS
STRUCTURE	A	0-15%	
VERTICAL CIRCULATION	B	5-15%	
INTERIORS	B	5-15%	
Classrooms, Labs, and Offices	B		
Circulation / Concourse	B		
Restrooms	B		
Back of House	B		
AVERAGE	B	5-15%	

FAC-A - FACILITIES CONDITION ASSESSMENT

Institution **UW-Green Bay**
Building Name **2052 Mary Ann Cofrin Hall**

Date **7-22-22**




Room 103, looking west.



Room 217, looking east.



Room 100G, central stair looking toward Quad.



Room 200C, typical exit stair.



Room 202, looking west.



Room 226, looking north.



Room B300, looking east.

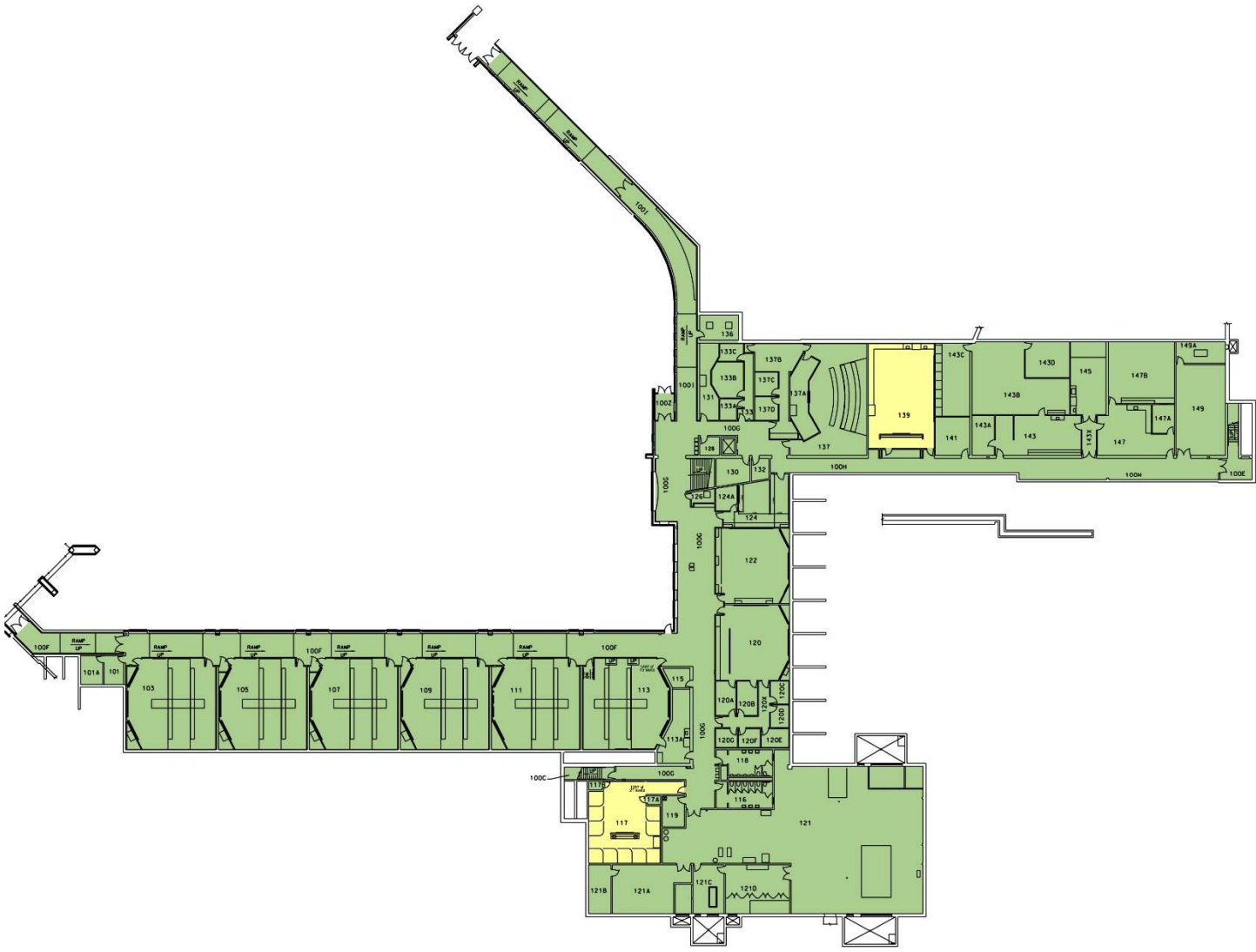


Room 220, typical restroom.

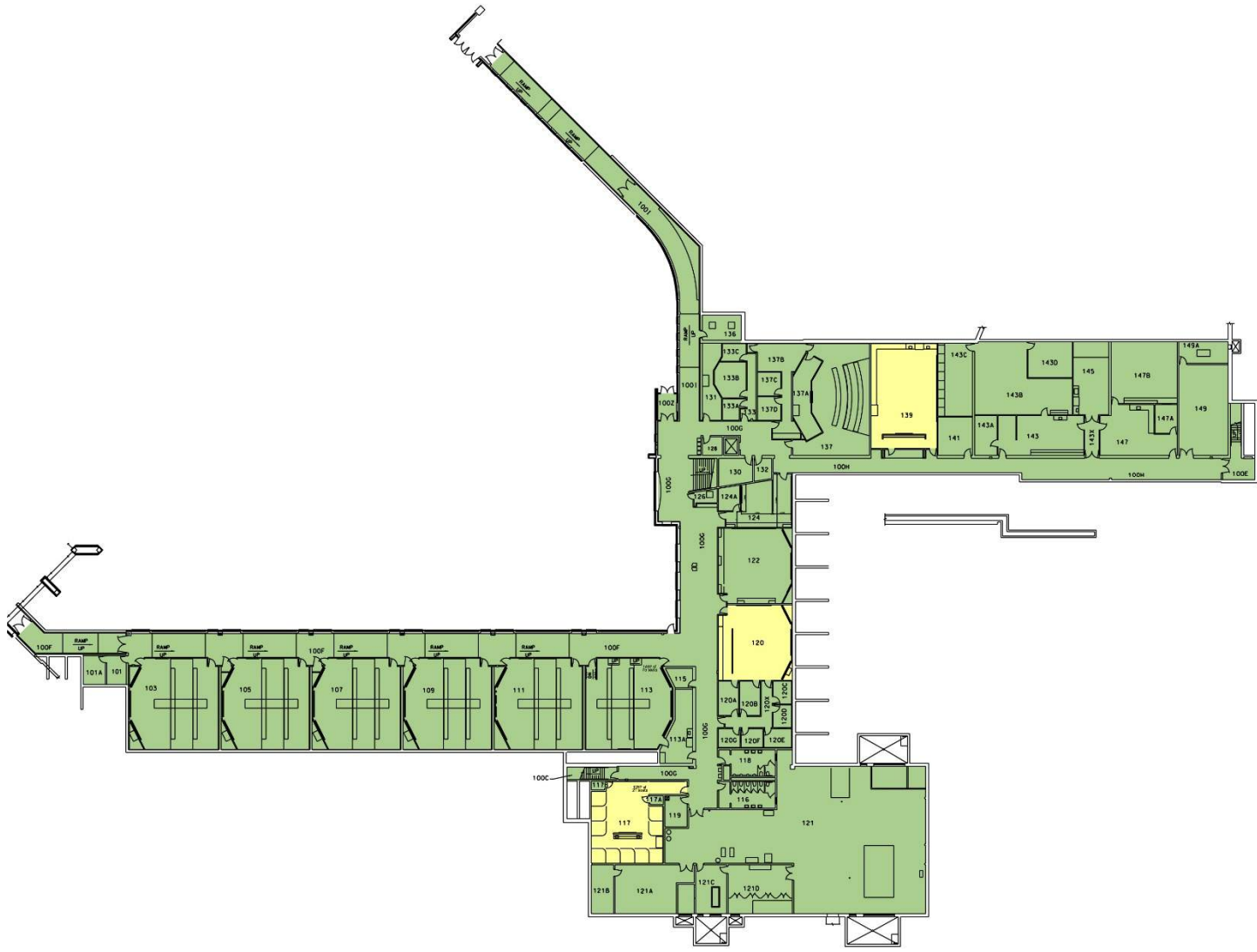
2052 Mary Ann Cofrin Hall
First Floor

- Physical Condition of "1" or "2"; Functional Condition of "A" or "B"
- Physical Condition of "3" or "4"; Functional Condition of "C" or "D"

Physical Condition



Functional Condition

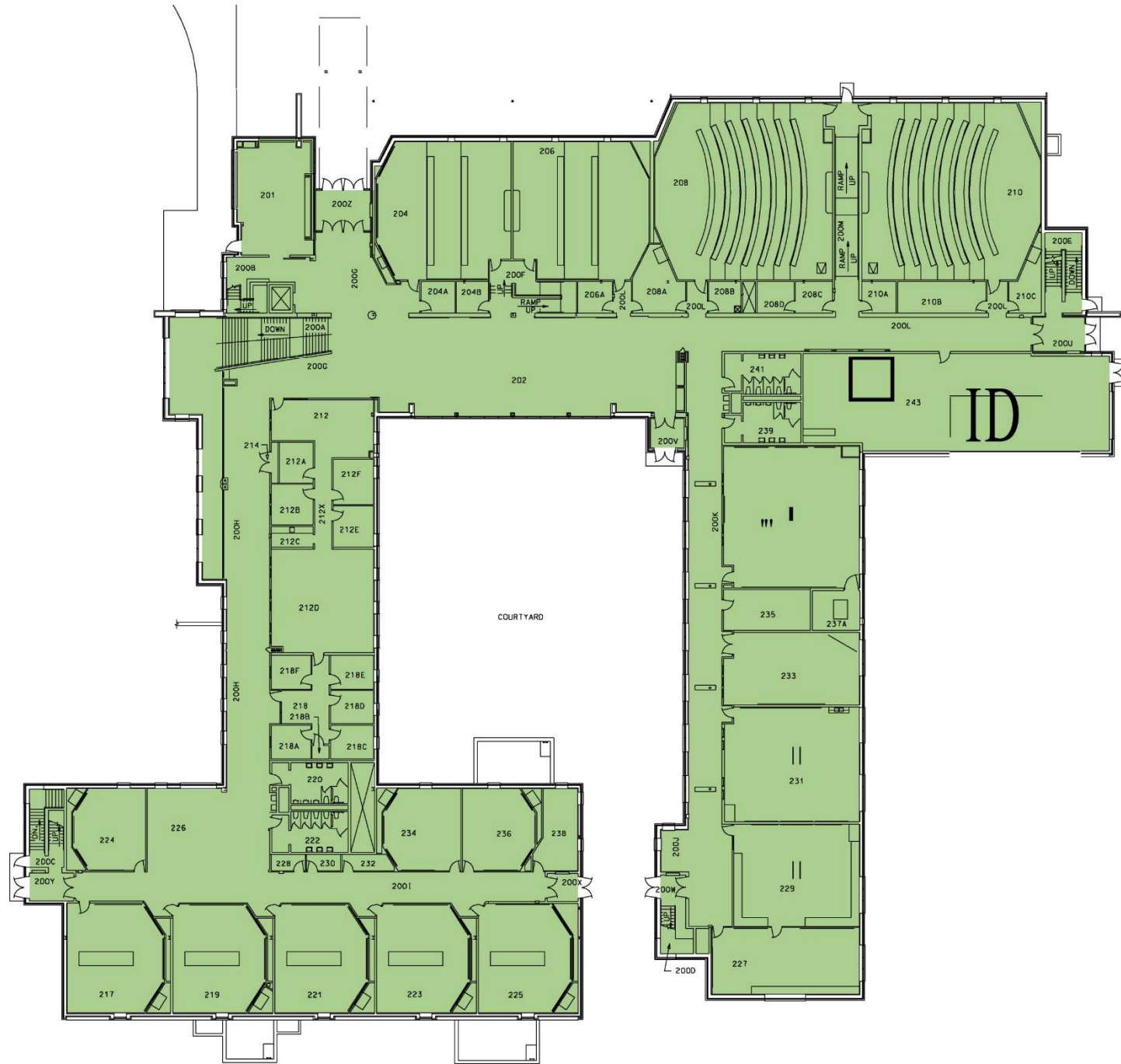


2052 Mary Ann Cofrin Hall

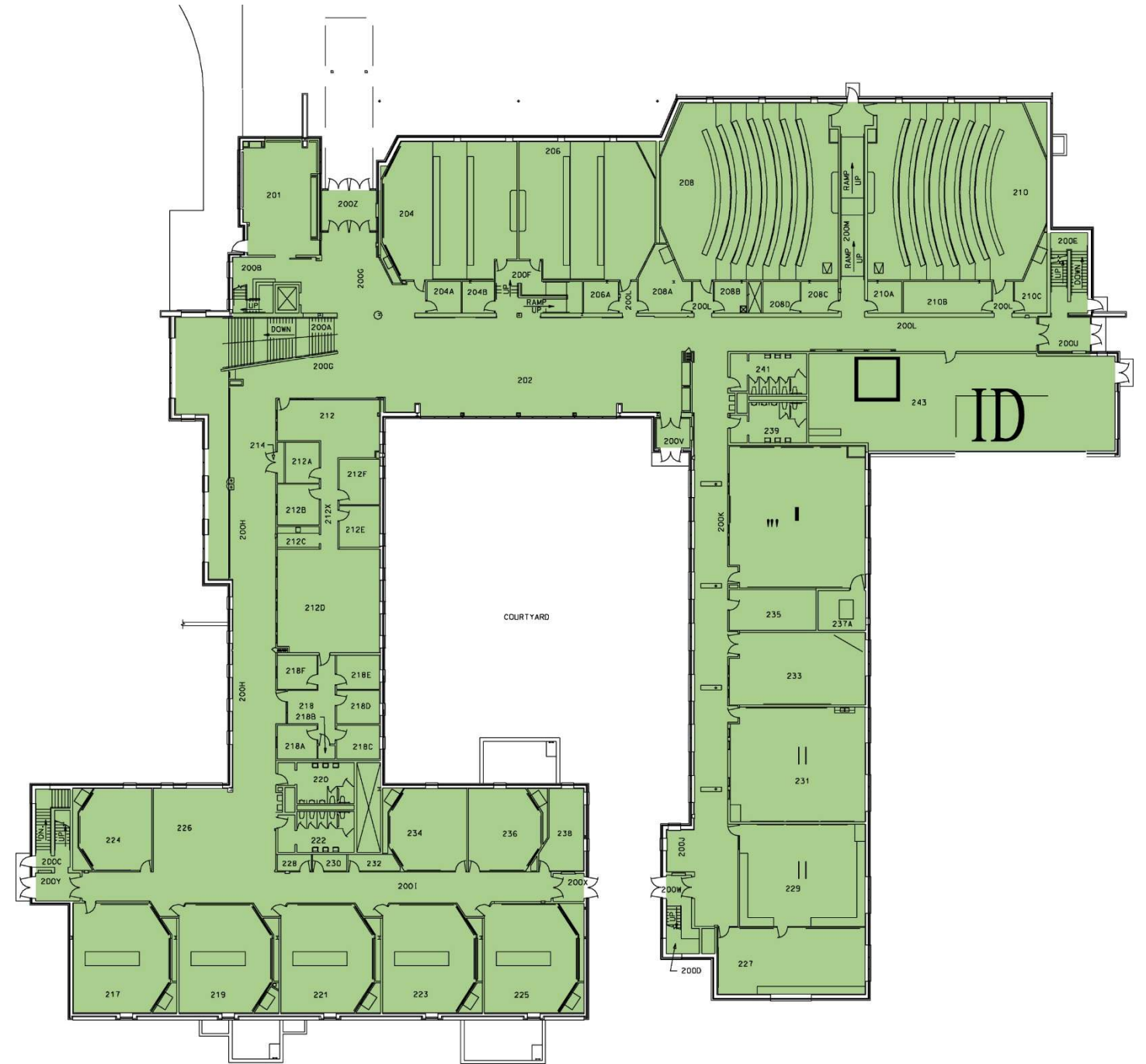
Second Floor

- Physical Condition of "1" or "2"; Functional Condition of "A" or "B"
- Physical Condition of "3" or "4"; Functional Condition of "C" or "D"

Physical Condition



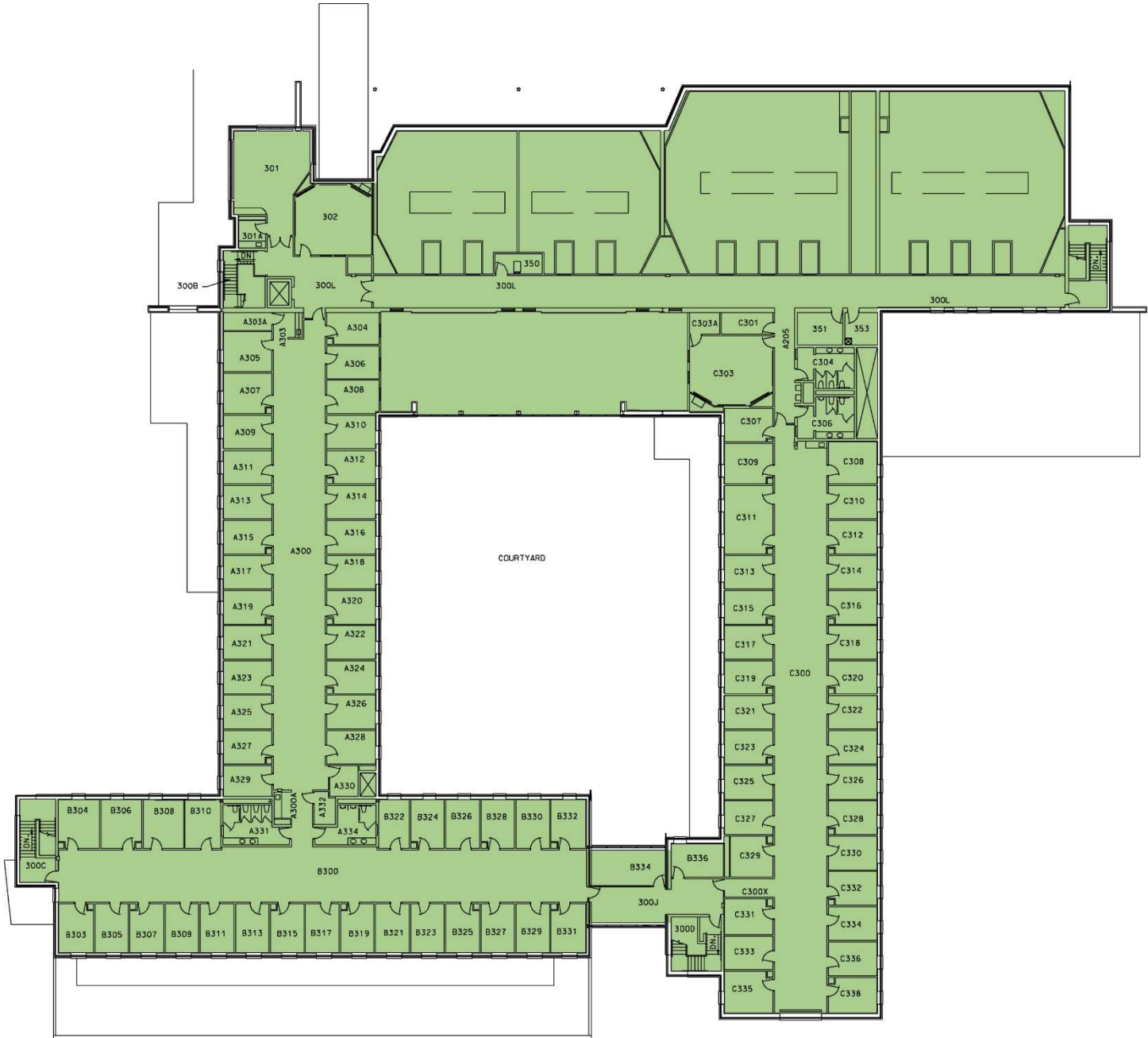
Functional Condition



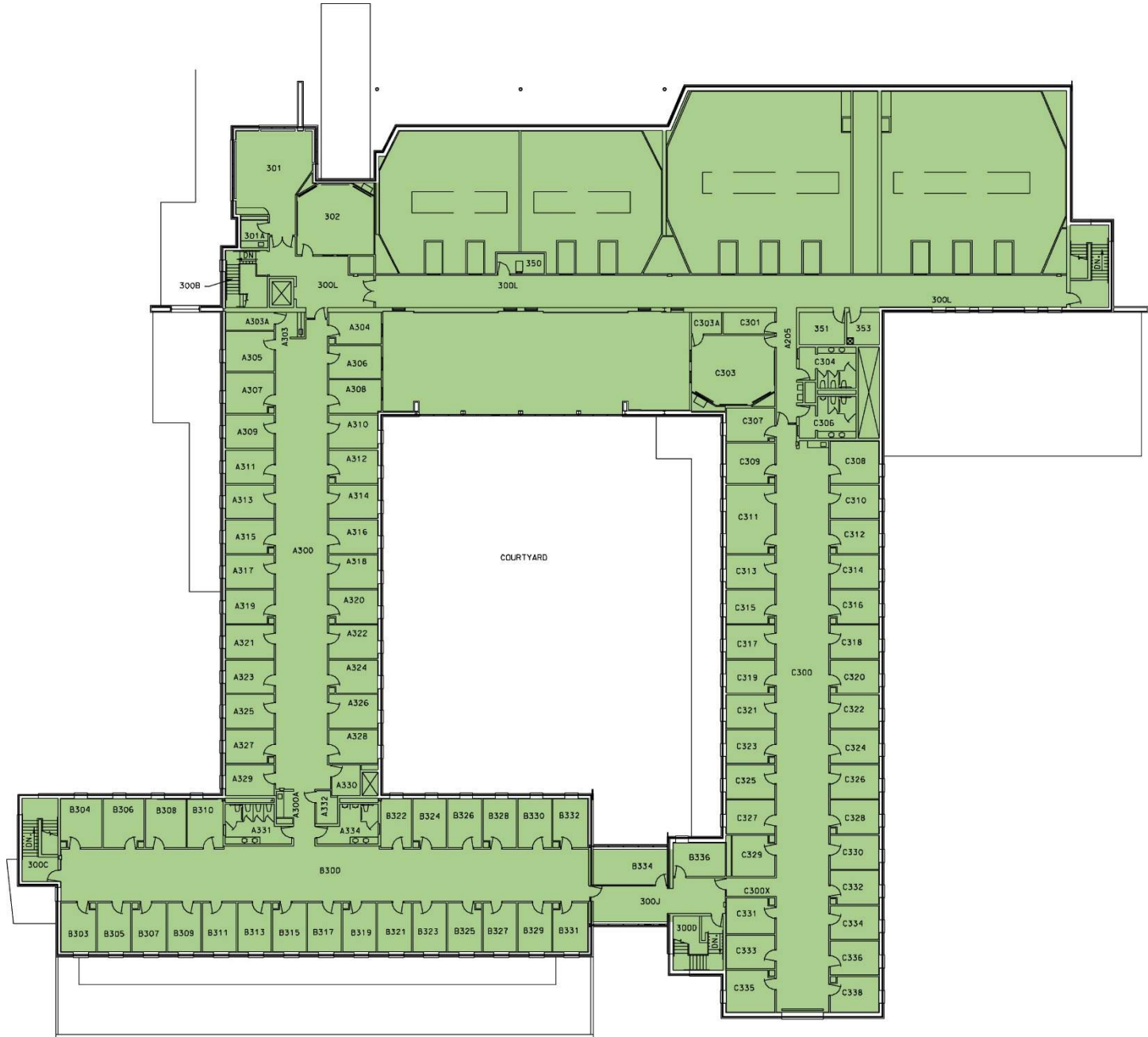
2052 Mary Ann Cofrin Hall
Third Floor

- Physical Condition of "1" or "2"; Functional Condition of "A" or "B"
- Physical Condition of "3" or "4"; Functional Condition of "C" or "D"

Physical Condition



Functional Condition





UNIVERSITY *of* WISCONSIN
GREEN BAY

Instructional Space Utilization Analysis

Final Report

January 7, 2022

Comprehensive Facilities Planning, Inc.
www.cfp-planners.com

Table of Contents

Overview.....	4
Process	4
Planning Assumptions.....	5
Buildings Included in the Study.....	5
Classroom Analysis	6
Classroom Utilization Definitions and Metrics.....	6
Utilization Assumptions.....	7
Summary of Findings.....	7
Classroom Supply.....	8
Classroom Time by Day	9
Classroom Time Blocks.....	11
Classroom Time Block Summary.....	12
Classroom Utilization	12
Classroom Utilization by Building	14
Classroom Utilization by Size.....	15
Classroom Needs	15
Classroom Need by College/Unit	17
Supplemental Classroom Data.....	18
Teaching Laboratory Analysis.....	20
Laboratory Utilization Measures.....	20
Room Utilization	20
Laboratory Space Need	24
College of Arts, Humanities and Social Sciences.....	25
Art and Visual Design	28

Music.....	31
Performing Arts – Theatre.....	33
Writing Center	35
Psychology.....	35
Cofrin School of Business	36
College of Health, Education and Social Welfare.....	37
College of Science, Engineering and Technology	39
Natural and Applied Sciences	41
Human Biology	44
Resch School of Engineering.....	46
Computer Sciences	48
Enrollment Management	49
Information Services	52
Appendices.....	54
Appendix A: Classroom Utilization by Building and Room Number	55
Appendix B: Current Classroom Needs by Subject.....	57
Appendix C: Rooms Coded as Classrooms with No Scheduled Use	59
Appendix D: Laboratory Utilization by Building and Room	60

Overview

Comprehensive Facilities Planning, Inc. in association with Enberg Anderson Architects conducted a utilization study for the University of Wisconsin Green Bay to examine the efficiency and effectiveness of the use of the classroom and teaching laboratory space, as well as, the supply and demand of those spaces.

The scope of work for the utilization assessment included the following items:

- Inspect, validate and update the existing inventory of classrooms and class laboratories;
- Review and assess existing classroom and class laboratory utilization;
- Review and analyze scheduling practices and propose methods for the efficient use of facilities; and
- Estimate the future space needs and capacity of classrooms and teaching labs.

Process

The methodology used in the assessment was a data-driven process that initially utilized two databases: the space inventory maintained by Facilities Planning and Management and the schedule of classes files maintained by the Office of the Registrar. This information was merged into an aggregate relational database to generate the summaries and tabular data used in this report. A brief overview of the process used in collecting, verifying and modifying this information is outlined below.

Space Inventory

The space inventory for the classrooms and class laboratories was provided by the University. Key data elements used included building and room numbers, assignable square feet, room use or type, room capacity, and room assignment. The consultants verified the space inventory data by conducting a field inspection of the rooms in July 2021. The inventory database was updated to correct room uses, seating capacities, square feet areas and space assignments. Changes being implemented in the current renovation project of the Instructional Services Building have also been incorporated into the database as well.

Other database elements were collected for the inventory in accordance with the template format prescribed by the University of Wisconsin System.

Schedule of Classes

The Fall 2019, Spring 2020 and Fall 2021 schedules of classes were provided by the Office of the Registrar. This data presents all courses taught for each semester by course, location and meeting times. This data was used to create a current baseline of instructional patterns and utilization based on credit hour activity in the classrooms and laboratories assigned to each department.

Planning Assumptions

The following planning assumptions have been incorporated into the analysis:

Student Enrollment Growth: The enrollments projected for the new Electrical Engineering program and four year Nursing degree program are the only areas of growth noted. It is assumed student enrollments for all other existing programs will be stable in the long term.

Instructional Services Building Renovation: the current renovation project for the Instructional Services Building is intended to provide replacement and additional laboratory space for the recently implemented Electrical Engineering program. The space to be provided is assumed to be adequate for the foreseeable future for this program.

Buildings Included in the Study

As reference, Figure 1 identifies the buildings included in the analysis.

Figure 1: Building List

Building Number	Building Name
2022	ENVIRONMENTAL SCIENCES BUILDING
2023	INSTRUCTIONAL SERVICES BUILDING
2024	LABORATORY SCIENCES BUILDING
2025	DAVID A. COFRIN LIBRARY
2027	THEATRE HALL
2030	STUDIO ARTS BUILDING
2035	JOHN M. ROSE HALL
2036	L. G. WOOD HALL
2052	MARY ANN COFRIN HALL
2900	STEM BUILDING

Classroom Analysis

The focus of the classroom analysis was to examine the current utilization and determine the number and size of rooms needed to support the enrollment demand. Fall term 2021 served as the baseline for the analysis. Basic data collected included the Fall 2019, Spring 2020, and Fall 2021 class schedules and the space inventory that identified the Building Name, Room Number, Number of Seats, and Square Foot amount for each room. This information was used to develop the utilization analysis and to establish the relative quantities of space needed to support the current and future demand for classrooms. The amount of classroom space required is compared to the current classroom supply to determine if the University has the correct number of classrooms, seats, and square footage to meet the instructional demand. Several key utilization goals and measurements used in the analysis are identified below.

Classroom Utilization Definitions and Metrics

Average Weekly Room Hours (Avg. WRH)

Weekly Room Hours (WRH) is the number of minutes a class meets each week, including class change time, converted to hours. The sum for all sections in a classroom is the WRH utilization for that room. WRH is calculated for a specific timeframe: i.e., WRH-Day is for the period 8 am to 5 pm, Monday through Friday. All Day is used for the UW System comparison and includes evenings and weekends.

Guidelines suggest classrooms should be used 60%-70% of available hours with 70% considered maximum capacity. The actual Avg. WRH is compared to this guideline to measure how efficiently the rooms are currently scheduled and to determine the correct number of classrooms. *Sixty-four percent (64%) utilization of the available hours is recommended (e.g., a standard 8:00 am-5:00 pm, M-F is 45 available hours). The UW System guideline considers all scheduled hours.*

Station Occupancy Percent (SO%)

Station Occupancy Percent (SO%) is the percentage of the number of seats or stations occupied when the room is in use divided by the teaching capacity of the classroom or laboratory as based on daytime instruction. Classroom guidelines suggest that on average 65%-75% of classroom seats should be filled. The actual SO% is compared to the SO% goal to get an overall picture of how well the seats are utilized.

Weekly Student Contact Hours (WSCH)

Weekly Student Contact Hours (WSCH), or instructional demand, is the scheduled face time a student spends in class multiplied by the number of students enrolled in the class. By using the total WSCH instructional demand and the utilization goals set for Avg. WRH and SO, the number of seats needed to fulfill instructional demand are computed.

Assignable Square Feet per Seat (ASF/Seat)

Classroom guidelines suggest 20-25 square feet should be allocated per student station or seat. This guideline is an average that allows for a variety of classroom seating configurations from a lecture hall, that typically requires fewer square feet per station, to a computer classroom or a collaborative learning classroom which typically require more square feet per station. An institution's total square footage need is therefore calculated by multiplying the number of seats required times the square foot per seat goal.

Utilization Assumptions

- Class schedule data in this report is from Fall 2019, Spring 2020, and Fall 2021 terms. Classroom needs and primary statistics are based on Fall 2021.
- The findings presented in this report are based on the following recommended planning/utilization assumptions:
 - Average Weekly Room Hour Goal (Avg. WRH): 26.8 Daytime
 - Station Occupancy Goal (SO%): 67%
 - Assignable Square Feet per Seat (ASF/Seat): 24
 - UW System: 40 periods

Summary of Findings

Classroom Supply

- For Fall 2021 there were 54 classrooms, 2,841 seats, and 63,195 square feet with scheduled use.
- The average square foot allocation per seat (ASF/Seat) of 22.2 which is slightly below the 24 ASF/Seat guideline.

Time Spreading and Time Blocks

- Classes are distributed evenly between MWF and TR classes. The use of the 8:00 am to 5:00 pm day timeframe shows a normal curve with less hours at 8:00 am and late afternoon. However, the spread of classes throughout the day is quite good compared with the typical low use early mornings, later afternoons, and on Fridays. There is a drop-off of MWF classes at 11 am until the MW classes pick up at 12:45.
- As a general rule, utilization goals can be achieved if 86% of classes meet in the standard scheduling time blocks (e.g., 8:00 am-9:30 am TR). Approximately 87% of classes met in the standard blocks.

Classroom Utilization

- A daytime calculation (8:00 am-5:00 pm with 3 hours removed for Friday afternoon) yields 42 hours available to schedule during the daytime hours. A 64% utilization expectation of those available hours yields a recommended utilization rate of 26.8 Average Weekly Room Hours (Avg. WRH). For Fall 2021 the 54 classrooms were utilized at 19.4 Avg. WRH which is below the recommended goal of 26.8 and indicates a

surplus of classrooms. The original Fall 2019 study had daytime classroom utilization at 22.7 Avg. WRH. The significant decline of classroom utilization from Fall 2019 to Fall 2021 is attributed to a movement to virtual classes due to COVID.

- Seven classrooms were identified that had less than 10 hours of use during the daytime hours. The classrooms in the Environmental Sciences Building, Mary Cofrin Hall, and Wood Hall had the highest utilization rates. Wood has the highest evening utilization.
- Station Occupancy (SO%) of 50.3% is well below the 65%-75% goal. This indicates that classrooms are oversized for the Fall 2021 class enrollments. Fall 2019 had SO% of 65.8% which suggested classroom sizes were right sized for class enrollments.

Classroom Needs

- Using the recommended daytime utilization rate of 26.8 Avg. WRH calculates an overall need for 40 classrooms, 1,563 seats, and 37,517 square feet (ASF) to support the instructional classroom activity compared to the current supply of 54 classrooms, 2,841 seats, and 63,195 ASF. The Fall 2019 calculation (pre - COVID) suggested 47 classrooms are needed.
- The current total supply of classrooms can feasibly support an 80% enrollment growth.
- The Wisconsin System classroom calculation is included in this report. The UW System guideline uses all hours scheduled (evenings and weekends included) with 40 periods (hours) expected as a goal. This calculation suggests 37 classrooms are needed.

Classroom Supply

Figure 2 presents a list of all rooms identified in the room type category for classrooms.

Figure 2: Summary of Classroom Supply – Fall 2021

In Use 2021	UW Room Type	Room Type Description	Rooms	Seats	ASF	ASF/Seat
Yes	1104	Classroom	50	2,182	53,116	24.3
Yes	1106	Lecture	4	659	10,079	15.3
		Total In Use	54	2,841	63,195	22.2
No	1104	Classroom	2	80	2,360	29.5
		Total In Use	56	2,921	65,555	22.4

Summary of Findings

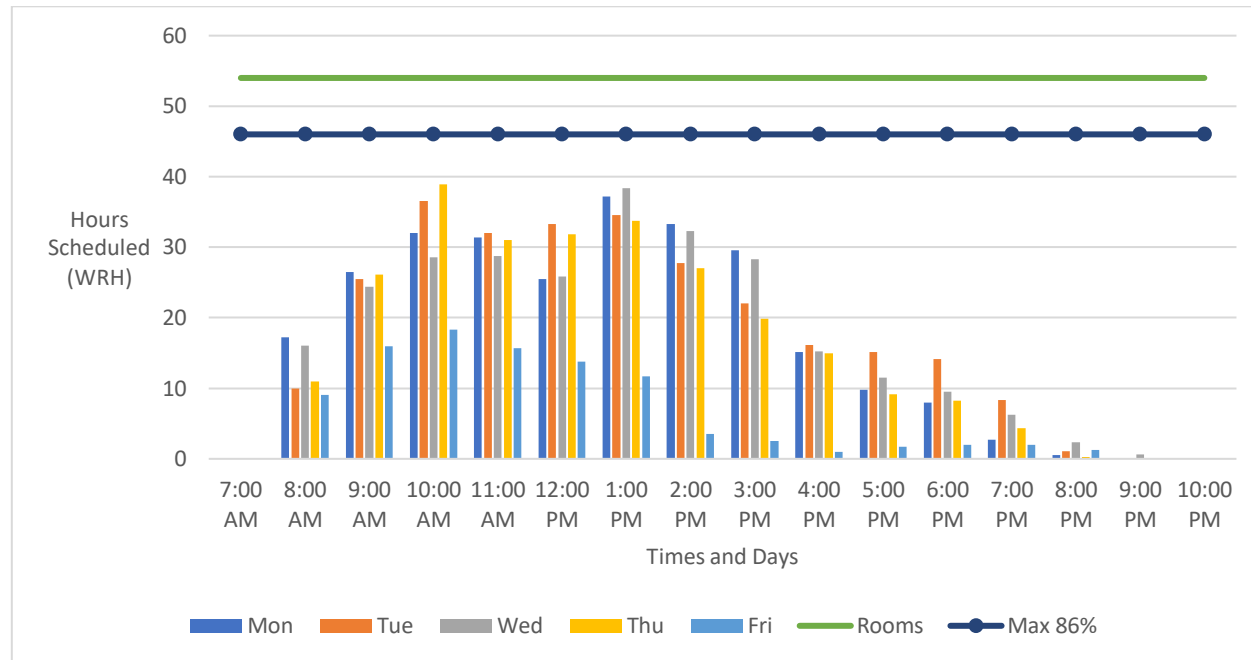
- There were 54 classrooms, 2,841 seats, and 63,195 square feet (ASF) in use for Fall 2021.
- For Fall 2021 the average ASF/Seat (square foot per student station) for the classrooms of 22.2 is only slightly below the recommended guideline of 24 square feet per station.
- Instructional Services Building (Bldg. No. 2023) Room 1020 and Mary Ann Cofrin Hall (Bldg. No. 2052) Room 237 are coded as classrooms in the inventory but had no usage in Fall 2021.

Classroom Time by Day

The Time by Day chart (Figure 3) shows how class hours are currently distributed across days and times. This section helps to identify the normal hours of operation to use for utilization and estimating classroom needs and to show how well classes are distributed through the hours and days to maximize utilization of the available rooms.

- The hours shown in the Time by Day tables are calculated by summing all individual class hours **including class change times**. Based on the beginning and end times the summarized hours for all classes are then distributed into the appropriate bars for the bar chart. For example, a class that meets TR from 8:00 am to 9:20 am will contribute 1 hour to 8:00 am on TR and 30 minutes to 9:00 am on TR (10 minutes are added for the class change time).
- The Max 86% line is 86% of the total rooms available. This typically represents the point where classroom demand exceeds the supply. Inefficiencies caused by variant class times, single day classes, undesirable classrooms, etc., are factors that impact why the Max 86% threshold is less than the available rooms. **Please note that this line only represents the potential peak scheduling capacity to handle prime times. The Average WRH goal (64% of available hours), which helps determine how many classrooms are needed, recognizes peak times and lower use times during the course of the day.**

Figure 3: Time by Day - Fall 2021



Summary of Findings

- Classrooms are scheduled during the daytime hours from 8am to 5pm M-F with Friday ending at 2pm. Therefore, classrooms needs are based on 42.0 hours available for scheduling classrooms during the daytime hours. **Good utilization of 64% for the 42 available hours is 26.8 Average Weekly Room Hours (Avg. WRH) for daytime use.**
- Overall, there is a good spread of class hours throughout the day and the days of the week. There is a downturn on MWF at 11:00 am and then picks back up with MW classes at 12:45 pm. The peak hours fall well short of the 86% line which indicates a surplus of classrooms at all hours.

Classroom Time Blocks

The Time Blocks (Figure 4) shows the number of class sections offered for each of the standard scheduling time blocks. Data is presented for the original Fall 2019 study and Fall 2021.

Figure 4: Time Blocks

Time Block	Time Begin	Time End	Mon	Tue	Wed	Thu	Fri	Sections	
								Fall 2019	Fall 2021
Day-055 Min-MWF	8:25	9:20	M		W		F	8	6
Day-055 Min-MWF	9:30	10:25	M		W		F	20	16
Day-055 Min-MWF	10:35	11:30	M		W		F	13	13
Day-055 Min-MWF	11:40	12:35	M		W		F	14	11
Day-080 Min-MW	8:00	9:20	M		W			9	7
Day-080 Min-MW	9:30	10:50	M		W			7	7
Day-080 Min-MW	11:00	12:20	M		W			4	8
Day-080 Min-MW	12:45	14:05	M		W			31	22
Day-080 Min-MW	14:15	15:35	M		W			32	28
Day-080 Min-MW	15:45	17:05	M		W			8	12
Day-080 Min-MWF	8:00	9:20	M		W		F	8	4
Day-080 Min-MWF	9:30	10:50	M		W		F	6	2
Day-080 Min-MWF	11:00	12:20	M		W		F	2	3
Day-080 Min-MWF	12:45	14:05	M		W		F	7	4
Day-080 Min-TR	8:00	9:20		T		R		12	9
Day-080 Min-TR	9:30	10:50		T		R		35	32
Day-080 Min-TR	11:00	12:20		T		R		38	27
Day-080 Min-TR	12:30	13:50		T		R		34	31
Day-080 Min-TR	14:00	15:20		T		R		32	25
Day-080 Min-TR	15:30	16:50		T		R		12	12

Note: The table only shows sections that met during the standard time blocks and does not include non-standard meeting times.

Summary of Findings

- MWF: The MWF classes, typical at most schools, essentially end by 2:00 pm. However, they are replaced by the MW classes which have good use through 3:35 pm.
- TR: The TR time blocks have excellent usage throughout most of the day.
- There is a significant reduction of sections offered from Fall 2019 to Fall 2021.

Classroom Time Block Summary

Figure 5 identifies the number of class sections that met in the standard time blocks and the non-standard time blocks by College.

Figure 5: Time Block Summary – Sections by College

College/Unit	Total	Standard	Non-Standard	% Standard
AHSS	145	139	6	95.9%
BUS	50	46	4	92.0%
HESW	57	42	15	73.7%
SET	112	89	23	79.5%
MILITARY SCI	2	2		100.0%
Total	366	318	48	86.9%

Summary of Findings

- Approximately 87% of the daytime sections scheduled for the classrooms met the standard time blocks. As a general rule, if 86% of classes meet in the standard blocks then utilization goals can be achieved. As the use of the standard blocks falls below 86% then the non-standard class meetings will start to significantly impact the ability to efficiently schedule classes.
- All the colleges/units adhere to the standard time blocks fairly well with Arts, Humanities and Social Sciences (AHSS) at 95.9% standard.

Classroom Utilization

The utilization charts show the daytime and all hours of utilization (Avg. WRH) and Station Occupancy (SO%). The Average WRH and Station Occupancy (SO%) can be compared to the recommended utilization rates. For the daytime calculation a recommended utilization rate of 26.8 Avg. WRH represents 64% of the available daytime hours. The UW System classroom expectation considers all hours scheduled with an expectation of 40 periods (periods are an approximation of hours). This expectation assumes that the evening hours are available and therefore classes could be distributed throughout the day and evening.

Figure 6: Classroom Utilization Summary

Term	Rooms	Daytime: 8:00 am-5:00 pm				All Hours			
		WRH	Avg WRH	SO%	WSCH	WRH	Avg WRH	SO%	WSCH
Fall 2019	55	1,245.9	22.7	65.8%	42,543.3	1,401.9	25.5	63.2%	46,006.0
Spring 2020	55	1,160.4	21.1	59.9%	36,110.9	1,308.3	23.8	58.2%	39,514.9
Fall 2021	54	1,049.5	19.4	50.3%	28,069.3	1,196.3	22.2	48.7%	30,924.1
Goal/Capacity			26.8	67.0%			40.0	67.0%	

Summary of Findings

- WRH: There was a significant downturn of hours scheduled from Fall 2019 to Fall 2021. An examination of the Class files provided indicates that many classes were moved to virtual offerings due to COVID-19.
- Average WRH: The Fall 2021 daytime Avg. WRH of 19.4 is below the suggested daytime rate of 26.8 Avg. WRH. The all hours scheduled rate of 22.2 Avg. WRH is well below the UW System goal of 40 periods.
- Station Occupancy (SO%): The Fall 2019 daytime rate of 65.8% was within the recommended guideline of 65%-75% and indicated the distribution of classroom sizes (seats) fit well with the class sizes during Fall 2019. Station occupancy dropped to 50.3% for Fall 2021.
- It is unknown at the time of this study whether the move to virtual classes is due to COVID-19, and if this may be a long-term trend of reduced Avg. WRH and SO%.

Classroom Utilization by Building

Figure 7 shows the distribution of classrooms around the campus and how well each building was utilized.

Figure 7: Utilization by Building - Fall 2021

Bldg. Number	Building	Number of Rooms	Daytime 8am-5pm			All Hours			Daytime Hrs. Avail 26.8	All Hours Hrs. Avail 40.0
			WRH	Avg WRH	SO%	WRH	Avg WRH	SO%		
2022	ENVIRON	6	133.8	22.3	42.0%	142.0	23.7	41.7%	27.0	98.0
2027	THEATRE	4	58.4	14.6	58.8%	62.6	15.7	56.9%	48.8	97.4
2030	STUDIO	3	43.1	14.4	37.2%	43.6	14.5	37.5%	37.3	76.4
2035	ROSE	1	9.3	9.3	40.3%	9.3	9.3	40.3%	17.6	30.8
2036	WOOD	14	289.0	20.6	60.7%	377.6	27.0	58.3%	86.2	182.4
2052	MAC	22	465.1	21.1	52.1%	503.4	22.9	50.0%	124.5	376.6
2900	STEM	4	50.8	12.7	46.4%	57.8	14.5	45.5%	56.4	102.2
Totals		54	1,049.5	19.4	50.3%	1,196.3	22.2	48.7%	397.7	963.7
Goals				26.8	67.0%		40.0	67.0%		

Summary of Findings

- Environmental Sciences (ENVIRON), Mary Ann Cofrin Hall (MAC), and Wood Hall (WOOD) are buildings with the highest concentrations of classrooms and the highest utilization but are all still below the utilization goals. Wood is primarily scheduled by the Cofrin School of Business and the College of Health, Education and Social Welfare classes and has the highest utilization in the evening.
- Hours Available columns: These columns estimate a scheduling capacity for the building by multiplying the number of rooms times the recommended rate of 26.8 daytime and 40.0 all hours to calculate total hours available and then subtracting the current hours of use. Therefore, the columns reflect how many hours are still available if the building's classrooms could be used at the recommended Avg. WRH rates. The calculation shows a total of about 398 hours are still available during the daytime hours and 964 hours overall.

Classroom Utilization by Size

Figure 8 shows the distribution of rooms, weekly room hours, and utilization statistics by room seating capacity size range.

Figure 8: Utilization by Room Size - Fall 2021 from 8:00 am-5:00 pm

Size Range (Seats)	Rooms	WRH	Avg. WRH	SO%	Min WRH	Max WRH	Seats	ASF	ASF/Seat
1-20	2	12.0	6.0	70.4%	3.0	9.0	36	870	24.2
21-40	24	463.0	19.3	57.3%	6.0	38.2	769	18,916	24.6
41-55	14	297.6	21.3	52.5%	8.2	30.8	640	16,991	26.5
56-70	2	42.1	21.0	35.6%	16.1	26.0	137	2,943	21.5
71-90	8	186.8	23.4	46.5%	13.5	33.2	600	13,396	22.3
111-150	3	38.7	12.9	53.8%	10.5	15.0	392	8,168	20.8
>=201	1	9.2	9.2	40.2%	9.2	9.2	267	1,911	7.2
Totals	54	1,049.5	19.4	50.3%	3.0	38.2	2,841	63,195	22.2

Summary of Findings

- The Utilization by Room Size table helps to identify the most utilized, or popular, sizes of classrooms. The two classrooms with 1-20 seats have the lowest use. The eight classrooms with 71-90 seats have good utilization but Station Occupancy of only 46.5% indicates seats in these rooms indicates these are not filled to capacity.

Classroom Needs

The number of classrooms, seats, and square footage (ASF) are calculated based on utilization expectations (see Factors Used columns). Figure 9 shows the Fall 2021 classroom supply and utilization statistics on the first line, the calculated classroom need assumes an Average WRH utilization of 26.8 shown on the second line with the potential growth with the current supply on line three.

Figure 9: Classroom Needs Summary - Classrooms

	Enroll Growth %	WRH	WSCH	Classroom Needs			Factors Used		
				Rooms	Seats	ASF	Avg WRH	SO%	ASF/Seat
Daytime 8am-5pm		1,049	28,069	54.0	2,841	63,195	19.4	50.3%	22.2
Calculated Need	0.0%			39.2	1,563	37,517	26.8	67.0%	24.0
Potential Growth	80.0%	1,385	50,525	51.7	2,814	67,531	26.8	67.0%	24.0

Summary of Findings

- **Calculated Need:** Using the recommended daytime guidelines, calculates a need for 40 (39.2) classrooms, 1,563 seats, and 37,517 ASF to support the instructional classroom activity compared to the Fall 2021 supply of 54 classrooms, 2,841 seats, and 63,195 ASF. The Fall 2019 calculation suggested 47 classrooms.
- **Potential Growth:** The Potential Growth line increases the enrollment percentage until either the number of rooms or seats needed matches the current supply. A possible 80% growth in enrollment is estimated with the current supply of classrooms.

Classroom Needs by Size Range

The number of classrooms needed by size is calculated for both the actual enrollment and limit. The calculation summarizes the hours scheduled by the actual class enrollments and limits (i.e., not the size room the room where the class was scheduled) and divides by the expected Avg. WRH goal of 26.8 for the daytime and 40.0 for the UW System calculation to derive how many classrooms are needed in each of the size ranges. The Best Fit columns show how many rooms are needed with some flexibility built into the model.

Figure 10: Classroom Needs by Size Range - Classrooms

Size Range (Seats)	2021 Rooms	Future Rooms	Daytime Calculation		UW System Calculation	
			Best Fit Rooms	Difference Future-Best	Best Fit Rooms	Difference Future-Best
1-20	2	2	1	1	7	(5)
21-40	24	24	18	6	16	8
41-55	14	14	13	1	7	7
56-70	2	2	3	(1)	3	(1)
71-90	8	8	2	6	1	7
91-110	0	0	0	0	1	(1)
111-150	3	3	1	2	1	2
151-200	0	0	1	(1)	0	0
>200	1	1	1	0	1	0
Totals	54	54	40	14	37	17

Summary of Findings

- **Best Fit:** The distribution of current classroom sizes fits well with the calculated Best Fit rooms. The excess supply is concentrated in the 21-40 seat range and the 71-90 seat range. Seven of the 71-90 seat classrooms are in Mary Cofrin Hall and are primarily used by classes with 45 or less students.

- The Wisconsin System (UW System Calculation): The State calculation uses all hours scheduled (evening and weekend are included) with a goal of 40 periods (with periods equating to a credit hour). This calculation suggests 37 classrooms compared to the Best Fit calculation of 40 classrooms which concentrates on only daytime hours with 26.8 hours as the expected goal. *Please note the UW System uses enrollment ranges of 1-13, 14-27, etc. but, then assumes room sizes up to 20 seats, 40 seats, etc.*

Classroom Need by College/Unit

The Classroom Need by College/Unit calculates the classroom needs for each college by summing the class hours for each size range based on actual enrollments/limits and dividing by the Avg. WRH daytime goal of 26.8. Therefore, Figure 11 shows approximately how many rooms each college needs by size range. This calculation does not do a "Best Fit" as shown in the Needs by Size Range analysis which allows for more flexibility to account for enrollment growth and class size changes.

Figure 11: Current Classroom Needs by Size Range - By College/Unit

Classroom Needs by College Based on Enrollments										
College	1-20	21-40	41-55	56-70	71-90	91-110	111-150	151-200	>=201	Total
AHSS	6.55	7.36	1.24	0.34	0.39	0.00	0.11	0.11	0.00	16.10
BUS	2.09	3.14	0.11	0.22	0.11	0.00	0.00	0.00	0.00	5.67
HESW	1.92	2.36	0.56	0.07	0.00	0.00	0.00	0.00	0.00	4.91
SET	5.00	5.56	0.91	0.47	0.16	0.12	0.04	0.00	0.00	12.26
Mil Sci	0.20	0.00	0.00	0.00	0.00	0.00	0.00	0.00	0.00	0.20
Total	15.76	18.42	2.82	1.10	0.66	0.12	0.15	0.11	0.00	39.14

Classroom Needs by College Based on Limits										
College	1-20	21-40	41-55	56-70	71-90	91-110	111-150	151-200	>=201	Total
AHSS	1.86	9.58	1.70	1.23	0.78	0.11	0.50	0.11	0.22	16.09
BUS	0.00	4.89	0.00	0.45	0.11	0.00	0.11	0.12	0.00	5.68
HESW	1.24	2.94	0.56	0.07	0.09	0.00	0.00	0.00	0.00	4.90
SET	0.04	9.10	1.42	0.18	0.97	0.11	0.44	0.00	0.00	12.26
Mil Sci	0.15	0.00	0.00	0.05	0.00	0.00	0.00	0.00	0.00	0.20
Total	3.29	26.51	3.68	1.98	1.95	0.22	1.05	0.23	0.22	39.13

Supplemental Classroom Data

The Room Size Versus Class Size table shows class enrollment versus the scheduled room seat capacity. The cells are the percentage of class hours meeting in the rooms in a size range. As a rule of thumb class enrollments in the shaded cells and one cell to the left utilize the seats fairly well while class enrollments two cells or more to the left of the optimum shaded cell indicate an underutilization of the seats.

Figure 12: Room Size versus Class Size – Classrooms

Size Range (Seats)	Rooms	Class Size								
		1-20	21-40	41-55	56-70	71-90	91-110	111-150	151-200	>=201
1-20	2	100.0%	0.0%	0.0%	0.0%	0.0%	0.0%	0.0%	0.0%	0.0%
21-40	24	53.3%	44.8%	1.8%	0.0%	0.0%	0.0%	0.0%	0.0%	0.0%
41-55	14	46.0%	52.2%	0.9%	0.9%	0.0%	0.0%	0.0%	0.0%	0.0%
56-70	2	42.9%	35.7%	21.4%	0.0%	0.0%	0.0%	0.0%	0.0%	0.0%
71-90	8	22.6%	38.7%	27.4%	11.3%	0.0%	0.0%	0.0%	0.0%	0.0%
91-110	0	0.0%	0.0%	0.0%	0.0%	0.0%	0.0%	0.0%	0.0%	0.0%
111-150	3	0.0%	7.1%	14.3%	14.3%	50.0%	7.1%	7.1%	0.0%	0.0%
151-200	0	0.0%	0.0%	0.0%	0.0%	0.0%	0.0%	0.0%	0.0%	0.0%
>=201	1	0.0%	33.3%	0.0%	0.0%	0.0%	0.0%	33.3%	33.3%	0.0%

Summary of Findings

- Approximately, 39% of the class hours meeting in the eight, 71 to 90 seat rooms had a class size of 21 to 40 students enrolled.

Figure 13 identifies the number of rooms, average WRH for each building, and the total hours scheduled by each academic unit.

Figure 13: Building by Unit - Fall 2021 All Hours

Building	Rooms	Avg. WRH	AHSS	BUS	HESW	SET	Mil Sci	Total
ENVIRON	6	23.7	6.0	6.0		130.0		142.0
MAC	22	22.9	314.1	34.3	15.5	131.4	8.2	503.4
ROSE	1	9.3	6.0	3.3				9.3
STEM	4	14.5				57.8		57.8
STUDIO	3	14.5	43.6					43.6
THEATRE	4	15.7	62.6					62.6
WOOD	14	27.0	25.5	135.3	180.7	36.1		377.6
Total-Fall 2021	54	22.2	457.8	178.8	196.2	355.3	8.2	1,196.3
Total-Fall 2019	55	25.1	608.0	166.3	205.6	415.8	6.1	1,401.9

Summary of Findings

- Figure 13 is included for reference and illustrates the distribution of the academic unit's classroom hours across the buildings.

Teaching Laboratory Analysis

Laboratory Utilization Measures

Period Use and Station Fill Rate: The instructional laboratory utilization analysis is based on the UW System standards of 32 periods per week of scheduled use with a station fill rate of 67-75% for the entire day.

Laboratory Station Module: This is the room square feet divided by the number of teaching stations. The Laboratory Station Modules vary by discipline and type of equipment required for each teaching station. Typical ranges are shown in Figure 14.

Laboratory Service Factor: This is the allocation of space to account for service rooms and other specialized facilities needed to support the teaching laboratory. Laboratory service factors can range from 0% to 40% of the total teaching laboratory space.

Figure 14: Laboratory Space Factors by Discipline

Discipline	Lab Station Module	Service Space Factor
Art and Visual Design	60-85	20-30%
Performing Arts	60-125	20-30%
Computing Facilities	30-45	0-15%
Natural Sciences	50-65	20-30%
Engineering	65-100	30-40%

Room Utilization

In the sections that follow, summary tables are provided for each College along with department utilization tables for each scheduled laboratory. Utilization data is displayed for Fall 2019, Spring 2020 and Fall 2021 terms.

Table Data Definitions

- **Current Square Feet:** Assignable square feet reported in the space inventory system.
- **Teaching Stations:** Number of teaching stations as reported in the space inventory.
- **WRH-All:** Number of hours each laboratory was scheduled during the week from 8 am to 10 pm, Monday thru Friday.
- **WRH-Day:** Number of hours each laboratory was scheduled during the week from 8 am to 5 pm, Monday thru Friday.
- **Station Occupancy Percent (SO%) -All:** The percent of seats occupied based on the section limit as reported in the class file.
- **Growth Potential:** Enrollment Growth Potential is an estimate of potential enrollment growth percent a lab could handle if it was scheduled at the upper limit of the ideal utilization guidelines of 32 hours per week of scheduled use with 75% of the teaching stations use compared to its current use. For example, a lab that was used 21 hours per week with 75% of the teaching stations occupied could handle about 65% more enrollments if it were scheduled 32 hours per week and 75% of the teaching stations were filled on average.

Figure 15 summarizes the laboratory utilization by College and Department in Fall 2019, Spring 2020 and Fall 2021.

Figure 15: Laboratory Utilization by College and Department for Fall 2019, Spring 2020 and Fall 2021

College / Department/Program	Inventory Data				Fall 2019 Utilization				Spring 2020 Utilization				Fall 2021 Utilization			
	Total Teaching Labs	Current Square Feet	Teaching Stations	Square Feet /	WRH-All	WRH-Day	SO%-All	Growth Potential	WRH-All	WRH-Day	SO%-All	Growth Potential	WRH-All	WRH-Day	SO%-All	Growth Potential
COLLEGE OF ARTS, HUMANITIES AND SOCIAL SCIENCES																
Art and Visual Design	16	20,018	266	75.3	11.0	8.3	46%	84%	9.5	7.4	43%	87%	12.3	10.1	51%	74%
Music	4	5,485	281	19.5	17.7	14.9	37%	77%	15.9	13.8	34%	80%	15.4	12.7	37%	76%
Perform. Arts - Theatre	5	7,188	102	70.5	7.1	7.1	68%	80%	10.1	10.1	56%	76%	9.0	8.9	42%	84%
Writing Center	1	1,000	25	40	20.1	20.1	85%	29%	14.7	14.7	76%	54%	15.0	15.0	99%	38%
AHSS Totals	26	33,691	674	50	11.1	9.2	48%	81%	10.3	8.7	43%	84%	11.7	9.9	48%	76%
COFRIN SCHOOL OF BUSINESS																
Dean	1	965	20	48.3	3	3	90%	89%	7.3	0.0	0%	100%	0.0	0.0	0%	100%
COLLEGE OF HEALTH, EDUCATION AND SOCIAL WELFARE																
Nursing and Health Studies	3	3,200	42	76.2	2	2	0%	0%	0.0	0.0	0%	0%	12.5	12.1	66%	65%
Social Work	2	826	20	41.3	5.5	5.5	91%	79%	0.0	0.0	0%	0%	5.0	5.0	94%	80%
HESW Totals	5	4,026	62	0	4.3	4.3	91%	79%	0.0	0.0	0%	0%	9.5	9.2	74%	71%
COLLEGE OF SCIENCE, ENGINEERING AND TECHNOLOGY																
Natural and Applied Science																
Biology	6	8,150	144	56.6	15.0	14.8	76%	54%	9.0	8.9	84%	69%	14.5	14.2	66%	60%
Geoscience	2	2,651	48	55.2	10.0	9.7	43%	82%	10.2	10.0	35%	85%	11.2	10.8	42%	80%
Kinetics Lab	1	1,339	24	55.8	9.0	8.8	60%	78%	12.2	11.9	53%	74%	9.0	8.8	42%	84%
Chemistry	3	4,146	72	57.6	17.0	16.8	87%	39%	20.0	19.8	84%	31%	12.0	11.7	84%	58%
Human Biology	3	3,909	64	61.1	12.3	11.2	55%	74%	15.5	15.3	48%	70%	12.8	12.6	58%	69%
Engineering	8	9,182	164	56.0	10.5	7.6	60%	81%	8.0	6.2	51%	87%	7.7	6.3	59%	81%
Computer Sciences	2	2,185	50	43.7	17.2	16.3	82%	44%	30.3	29	83%	0%	3.8	3.8	88%	86%
SET Totals	25	31,562	562	56.2	13.5	12.6	67%	65%	12.0	11.2	62%	71%	10.6	10.0	65%	71%
ENROLLMENT MANAGEMENT																
Registrar	3	3,031	75	40.4	17.5	16.4	77%	47%	11.6	11.2	73%	66%	11.9	9.8	35%	82%
INFORMATION SERVICES																
Computing & Information Tech	2	2,487	76	32.7	14.6	13.1	86%	53%	13.3	13.3	61%	66%	18.4	17.4	69%	47%

College / Department/Program	Inventory Data				Fall 2019 Utilization				Spring 2020 Utilization				Fall 2021 Utilization			
	Total Teaching Labs	Current Square Feet	Teaching Stations	Square Feet /	WRH-All	WRH-Day	SO%-All	Growth Potential	WRH-All	WRH-Day	SO%-All	Growth Potential	WRH-All	WRH-Day	SO%-All	Growth Potential
Total all Units	62	75,762	1,473	51.4	12.6	11.2	61%	68%	11.7	10.4	52%	75%	11.8	10.6	56%	72%

Summary of Findings

Of the 62 labs that had regularly scheduled use, 52 were scheduled Fall 2019, 54 were scheduled Spring 2020 and 58 were scheduled Fall 2021.

- 43 labs were scheduled both terms.

Fall 2019 Summary

- 52 were scheduled in Fall 2019 – 12.6 Average Hours per Week with 61% of the stations occupied.
- 68% Growth potential.
- 3 labs were scheduled more than 30 hours:
 - Mary Ann Cofrin Hall – 122 / Computer Science /Microcomputer Lab
 - 31.4 hours use with 86% station occupancy /No growth capacity
 - Studio Arts Building – 314 / Art and Visual Design / Graphic Design
 - 32 hours use with 58% station occupancy /22% growth capacity
 - Studio Arts Building – B103 / Music / Band Room
 - 30.3 hours use with 15% station occupancy / 82% growth capacity
- No other labs were scheduled more than 25 hours.
- 33 labs were scheduled less than 10 hours or had no scheduled use.

Spring 2020 Summary

- 54 labs were scheduled in Spring 2020– 11.7 Average Hours per Week with 52% of the stations occupied.
- 75% Growth potential.
- 1 lab was scheduled more than 30 hours:
 - Mary Ann Cofrin Hall – 122 / Computer Science /Microcomputer Lab
 - 30.3 hours use with 83% station occupancy /No growth capacity
- No other labs were scheduled more than 25 hours.

- 35 labs were scheduled less than 10 hours or had no scheduled use.

Fall 2021 Summary

- 58 labs were scheduled in Fall 2021 – 11.8 Average Hours per Week with 56% of the stations occupied.
- 72% Growth potential.
- 5 labs were scheduled more than 25 hours:
 - Studio Arts Building – 314 / Art and Visual Design / Graphic Design
 - 32 hours use with 67% station occupancy /11% growth capacity
 - Studio Arts Building – 411 / Art and Visual Design / 2D Design Studio
 - 30.3 hours use with 69% station occupancy /13% growth capacity
 - Studio Arts Building – 411 / Art and Visual Design / 3D/Sculpture/Woodworking
 - 26.7 hours use with 31% station occupancy /66% growth capacity
 - Studio Arts Building – B103 / Music / Band Room
 - 25.6 hours use with 9% station occupancy / 91% growth capacity
 - Laboratory Sciences Building – 212 / Natural and Applied Science/ General Biology
 - 27 hours use with 88% station occupancy / 1% growth capacity
- 30 labs were scheduled less than 10 hours or had no scheduled use.

Laboratory Space Need

A space needs summary table is provided for each College/Unit followed by detailed calculations at the department level. The calculations are based on current demand, typical teaching laboratory modules, see Figure 14, and laboratory service factors to include open lab space.

- It should be noted that most teaching lab need is program driven and not based on utilization since most labs are used well below typical guidelines.
- In all cases lab sizes are within the expected range for the number of teaching stations and typical station module for the lab type.
- Figure 16 summarizes the calculated needs by College and Department.
 - **Current Teaching Labs:** count of labs with scheduled use in at least one term within the period of the study.
 - **Current Square Feet:** Assignable square feet reported in the space inventory system and includes teaching labs, service space and open lab space.
 - **Teaching Stations:** Number of teaching stations as reported in the space inventory.
 - **Square Feet per Station:** Current Square Feet divided by Teaching Stations
 - **Teaching Labs Need:** Since most labs are used well below typical guidelines, teaching lab need is program driven and not based on utilization. The current number of labs are sufficient to meet future need.
 - **Calculated ASF Need:** Since utilization is not driving the lab need, the square feet need is calculated by applying a typical discipline specific teaching lab module to the number of lab stations and adding in service space and open lab space (see figure 14).

Figure 16: Space Needs Summary by College

College/Department	Current Teaching Labs	Current Square Feet	Teaching Stations	Square Feet /Station	Teaching Labs Need	Calculated ASF Need	Surplus (Deficit)
COLLEGE OF ARTS, HUMANITIES AND SOCIAL SCIENCES							
Art and Visual Design	16	25,850	266	75.3	16	25,337	513
Music	4	8,870	281	31.6	4	9,269	(399)
Performing Arts - Theatre	5	8,062	102	79.0	5	8,475	(413)
Psychology (open lab)		168				168	0
Writing Center	1	1,000	25	0	1	1,000	0
Totals	26	43,950	674	65.2	26	44,249	(299)
COFRIN SCHOOL OF BUSINESS							
Dean	1	965	32	30.1	1	965	0

College/Department	Current Teaching Labs	Current Square Feet	Teaching Stations	Square Feet /Station	Teaching Labs Need	Calculated ASF Need	Surplus (Deficit)
ENROLLMENT MANAGEMENT							
Registrar	3	4,575	104	44.0	3	4,575	0
Disabled Student Services		702	7	100.3	0	702	0
Totals	3	5,277	111	47.5	3	5,277	0
COLLEGE OF HEALTH, EDUCATION AND SOCIAL WELFARE							
Dean of Health, Education and Social Welfare		209	3	69.6	0	209	0
Nursing and Health Studies	3	3,716	42	88.5	3	3,780	(64)
Social Work	2	1,280	40	32.0	2	1,280	0
Totals	5	5,205	85	61.2	5	5,269	(64)
INFORMATION SERVICES							
Computing and Information Technology	2	5,221	141	37.0	2	5,774	(553)
COLLEGE OF SCIENCE, ENGINEERING AND TECHNOLOGY							
Dean, Science and Technology		73	0	0	0	73	0
Natural and Applied Sciences	14	25,283	288	87.8	14	23,764	1,519
Human Biology	3	6,422	80	80.3	3	6,087	335
Engineering	8	14,289	160	89.3	8	14,609	(320)
Computer Sciences	2	2,185	50	43.7	2	2,250	(65)
Total	27	48,252	578	83.5	27	46,783	1,469
Total All Colleges	64	108,870	1,621	67.2	64	108,316	554

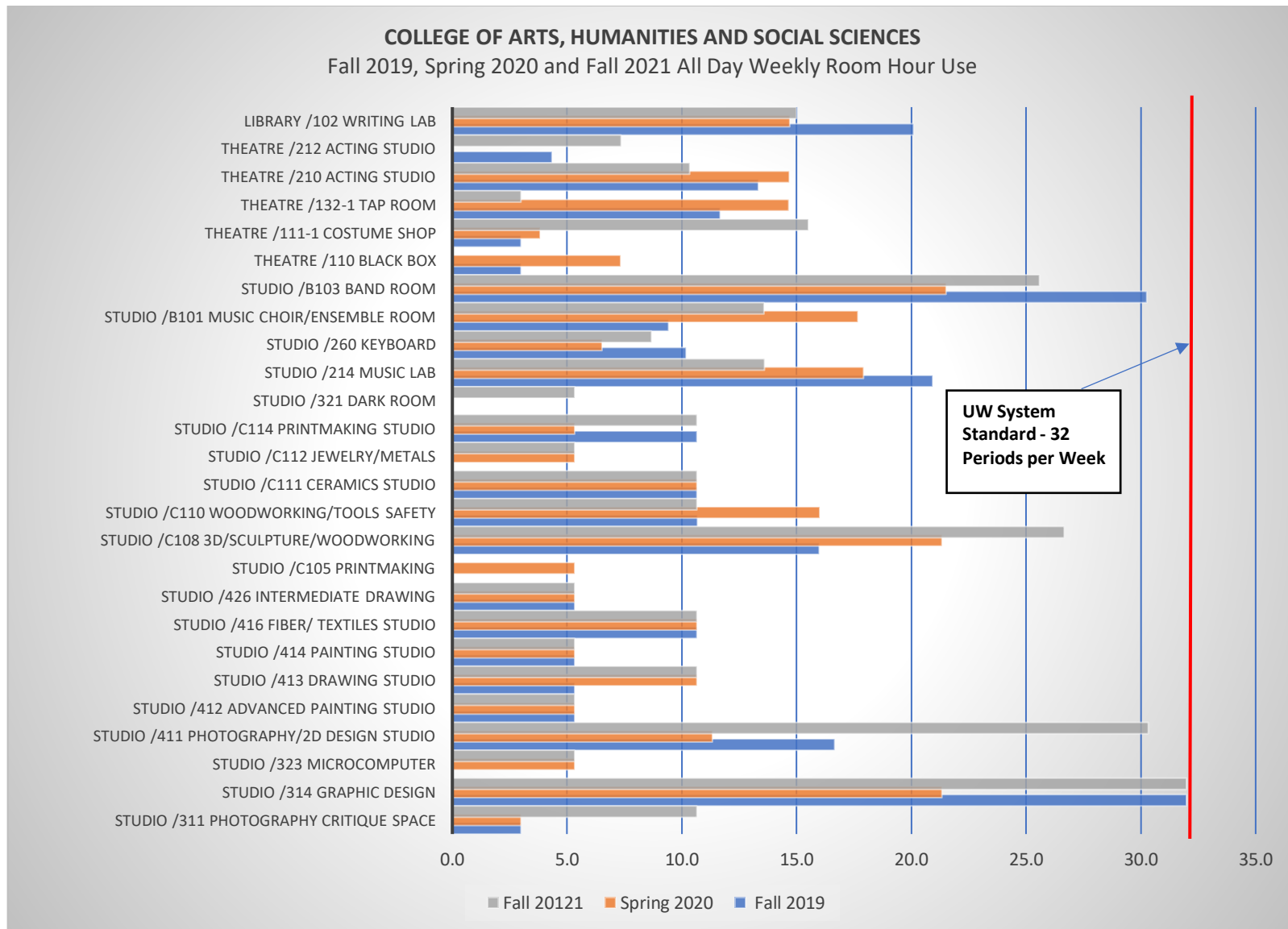
- Based on the current utilization, the existing labs have capacity to handle significant enrollment growth. The calculated square foot needs shows either a marginal surplus or deficit based on the space factors used to calculate need and in no case suggested that labs are significantly over or undersized.

College of Arts, Humanities and Social Sciences

Figure 17 summarizes the utilization for the 26 teaching labs that were scheduled Fall 2019, Spring 2020 and/or Fall 2021 in the College of Arts, Humanities and Social Sciences.

Figure 17: College of Arts, Humanities and Social Sciences - Lab Utilization Summary

Department	Inventory Data				Fall 2019 Utilization				Spring 2020 Utilization				Fall 2021 Utilization			
	Scheduled Labs	Current Square Feet	No. of Stations	Square Feet / Station	WRH-All	WRH-Day	SO%-All	Growth Potential	WRH-All	WRH-Day	SO%-All	Growth Potential	WRH-All	WRH-Day	SO%-All	Growth Potential
Art and Visual Design	16	20,018	266	75.3	11.0	8.3	46%	84%	9.5	7.4	43%	87%	12.3	10.1	51%	74%
Music	4	5,485	281	19.5	17.7	14.9	37%	77%	15.9	13.8	34%	80%	15.4	12.7	37%	76%
Perform. Arts - Theatre	5	7,188	102	70.5	7.1	7.1	68%	80%	10.1	10.1	56%	76%	9.0	8.9	42%	84%
Writing Center	1	1,000	25	40.0	20.1	20.1	85%	29%	14.7	14.7	76%	54%	15.0	15.0	99%	38%
Totals	26	33,691	674	50.0	11.7	9.8	48%	81%	11.9	10.1	43%	84%	11.7	9.9	48%	76%



Art and Visual Design

Utilization Detail

Figure 18 summarizes the utilization for teaching studios with regularly scheduled classes in the Department of Art and Visual Design for Fall 2019, Spring 2020 and Fall 2021 terms.

Figure 18: Art and Visual Design - Lab Utilization Summary

Program	Inventory Data				Fall 2019				Spring 2020				Fall 2021			
	Building	Room No.	Square Feet	Teaching Stations	WRH-All	WRH-Day	SO%-All	Growth Potential	WRH-All	WRH-Day	SO%-All	Growth Potential	WRH-All	WRH-Day	SO%-All	Growth Potential
Photography Critique Space	STUDIO	311	596	20	3.0	3.0	47%	94%	3.0	3.0	53%	93%	10.7	10.7	33%	85%
Graphic Design	STUDIO	314	1,106	18	32.0	32.0	66%	13%	21.3	21.3	52%	54%	32.0	32.0	67%	11%
Microcomputer	STUDIO	323	458	12				100%	5.3	5.3	83%	81%	5.3	5.3	25%	94%
Photography/2D Design Studio	STUDIO	411	1,300	16	16.7	16.7	71%	51%	11.3	6.0	36%	91%	30.3	19.0	69%	13%
Advanced Painting Studio	STUDIO	412	1,506	16	5.3	5.3	25%	94%	5.3	5.3	27%	94%	5.3	5.3	28%	94%
Drawing Studio	STUDIO	413	1,285	16	5.3	0.0	0%	100%	10.7	5.3	50%	89%	10.7	10.7	100%	56%
Painting Studio	STUDIO	414	1,164	16	5.3	5.3	69%	85%	5.3	5.3	100%	78%	5.3	5.3	81%	82%
Fiber/ Textiles Studio	STUDIO	416	1,164	20	10.7	10.7	37%	84%	10.7	10.7	40%	82%	10.7	10.7	23%	90%
Intermediate Drawing	STUDIO	426	1,035	16	5.3	5.3	75%	83%	5.3	0.0	0%	100%	5.3	5.3	94%	79%
Printmaking	STUDIO	C105	1,220	16				100%	5.3	5.3	40%	91%				100%
3D/Sculpture/Woodworking	STUDIO	C108	1,534	15	16.0	10.7	18%	92%	21.3	21.3	26%	77%	26.6	21.3	31%	66%
Woodworking/Tools Safety	STUDIO	C110	1,336	10	10.7	10.7	77%	66%	16.0	16.0	69%	54%	10.7	10.7	38%	83%
Ceramics Studio	STUDIO	C111	3,824	38	10.7	0.0	0%	100%	10.7	0.0	0%	100%	10.7	5.3	45%	80%
Jewelry/Metals	STUDIO	C112	1,170	20				100%	5.3	0.0	0%	100%	5.3	0.0	110%	76%
Printmaking studio	STUDIO	C114	818	12	10.7	0.0	0%	100%	5.3	5.3	80%	82%	10.7	5.3	41%	82%
Dark Room	STUDIO	321	502	5				100%				0%	5.3	5.3	42%	91%
Totals		16	20,018	266	11.0	8.3	46%	84%	9.5	7.4	43%	87%	12.3	10.1	51%	74%

Summary of Findings

Fall 2019 Summary

- 12 labs scheduled – 11.0 Average Hours per Week with 46% of the stations occupied based on typical section limits.
- 84% Growth potential.
- Graphic Design (STUDIO 314) was scheduled 32 hours per week with 66% of the stations occupied. The lab is near capacity but some future enrollment growth could be handled by increasing section sizes.

Spring 2020 Summary

- 15 labs scheduled – 9.5 Average Hours per Week with 43% of the stations occupied based on typical section limits.
- 87% Growth potential.

Fall 2021 Summary

- 15 labs scheduled – 12.3 Average Hours per Week with 51% of the stations occupied based on typical section limits.
- 74% Growth potential
- Graphic Design (STUDIO 314) was scheduled 32 hours per week with 67% of the stations occupied. The lab is near capacity, but some future enrollment growth could be handled by increasing section sizes.

Square Foot Need Summary

Figure 19 summarizes the space needed by the department.

Figure 19: Art and Visual Design - Space Needs Summary

Program	Building	Room No.	Current Square Feet	Teaching Stations	Square Feet/Station	Guideline ASF/Station	Teaching Labs Need	Square Feet Need	Surplus (Deficit)
Photography Critique Space	STUDIO	311	596	20	29.8	40	1	800	(204)
Graphic Design	STUDIO	314	1,106	18	61.4	70	1	1,260	(154)
Microcomputer	STUDIO	323	458	12	38.2	40	1	480	(22)
Photography/2D Design Studio	STUDIO	411	1,300	16	81.3	70	1	1,120	180
Advanced Painting Studio	STUDIO	412	1,506	16	94.1	65	1	1,040	466
Drawing Studio	STUDIO	413	1,285	16	80.3	65	1	1,040	245
Painting Studio	STUDIO	414	1,164	16	72.8	65	1	1,040	124

Program	Building	Room No.	Current Square Feet	Teaching Stations	Square Feet/Station	Guideline ASF/Station	Teaching Labs Need	Square Feet Need	Surplus (Deficit)
Fiber/ Textiles Studio	STUDIO	416	1,164	20	58.2	65	1	1,300	(136)
Intermediate Drawing	STUDIO	426	1,035	16	64.7	65	1	1,040	(5)
Printmaking	STUDIO	C105	1,220	16	76.3	65	1	1,040	180
3D/Sculpture/Woodworking	STUDIO	C108	1,534	15	102.3	125	1	1,875	(341)
Woodworking/Tools Safety	STUDIO	C110	1,336	10	133.6	125	1	1,250	86
Ceramics Studio	STUDIO	C111	3,824	38	100.6	100	1	3,800	24
Jewelry/Metals	STUDIO	C112	1,170	20	58.5	65	1	1,300	(130)
Printmaking studio	STUDIO	C114	818	12	68.2	65	1	780	38
Dark Room	STUDIO	321	502	5	100.4	65	1	325	177
Scheduled Labs		16	20,018	266	75.3		16	19,490	528
Support Space		29	5,832					5,847	(15)
Totals		45	25,850	266	75.3		16	25,337	513

Summary of Findings

- The current space should be sufficient to address the long term need; however, the Graphic Design lab STUDIO 314 is near capacity and can only handle about a 10% enrollment growth.

Music

Utilization Detail

Figure 20 summarizes the utilization for teaching studios with regularly scheduled classes in the Department of Music for Fall 2019, Spring 2020 and Fall 2021 terms. All laboratories have significant growth capacity.

Figure 20: Music - Lab Utilization Summary

Program	Inventory Data				Fall 2019				Spring 2020				Fall 2021			
	Building	Room No.	Square Feet	Teaching Stations	WRH-All	WRH-Day	SO% -All	Growth Potential	WRH-All	WRH-Day	SO% -All	Growth Potential	WRH-All	WRH-Day	SO% -All	Growth Potential
Music Lab	STUDIO	214	814	30	20.9	20.9	28%	75%	17.9	17.9	25%	81%	13.6	13.6	39%	78%
Keyboard Lab	STUDIO	260	751	11	10.2	10.2	90%	62%	6.5	6.5	90%	76%	8.7	8.7	67%	76%
Choir/Ensemble Room	STUDIO	B101	1,480	100	9.4	7.8	51%	83%	17.7	13.7	38%	78%	13.6	11.3	35%	80%
Band Room	STUDIO	B103	2,440	140	30.3	20.9	33%	71%	21.5	17.2	37%	73%	25.6	17.4	35%	63%
Totals		4	5,485	281	17.7	14.9	37%	77%	15.9	13.8	34%	80%	15.4	12.7	37%	76%

Summary of Findings

Fall 2019 Summary

- 4 labs scheduled – 17.7 Average Hours per Week with 37% of the stations occupied based on typical section limits.
- 77% growth potential.

Spring 2020 Summary

- 4 labs scheduled – 15.9 Average Hours per Week with 34% of the stations occupied based on typical section limits.
- 80% growth potential.

Fall 2021 Summary

- 4 labs scheduled – 15.4 Average Hours per Week with 37% of the stations occupied based on typical section limits.
- 76% growth potential.

Square Foot Need Summary

Figure 21 summarizes the space needed by the department.

Figure 21: Music - Space Needs Summary

Program	Building	Room No.	Current Square Feet	Teaching Stations	Square Feet/Station	Guideline ASF/Station	Teaching Labs Need	Square Feet Need	Surplus (Deficit)
Music Lab	STUDIO	214	814	30	27.1	30.0	1	900	(86)
Keyboard	STUDIO	260	751	11	68.3	70.0	1	770	(19)
Music Choir/Ensemble Room	STUDIO	B101	1,480	100	14.8	15.0	1	1,500	(20)
Band Room	STUDIO	B103	2,440	140	17.4	20.0	1	2,800	(360)
Scheduled Teaching Labs		4	5,485	281	19.5	33.8	4	5,970	(485)
Support Spaces		3	1,159					1,493	(334)
Practice Rooms		14	2,226					1,806	420
Total		21	8,870	281	31.6	0.0	4	9,269	(399)

Summary of Findings

- The current space should be sufficient to address the long-term need.

Performing Arts – Theatre

Utilization Detail

Figure 22 summarizes the utilization for teaching labs with regularly scheduled classes in the Department of Performance Theater for Fall 2019, Spring 2020 and Fall 2021 terms. All laboratories have significant growth capacity.

Figure 22: Performance Theater - Lab Utilization Summary

Program	Inventory Data				Fall 2019				Spring 2020				Fall 2021			
	Building	Room No.	Square Feet	Teaching Stations	WRH-All	WRH-Day	SO%-All	Growth Potential	WRH-All	WRH-Day	SO%-All	Growth Potential	WRH-All	WRH-Day	SO%-All	Growth Potential
Black Box	THEATRE	110	1,339	40	3.0	3.0	88%	89%	7.3	7.3	31%	90%				100%
Costume Shop	THEATRE	111-1	2,042	12	3.0	3.0	13%	98%	3.8	3.8	63%	90%	15.5	15.5	39%	75%
Tap Room	THEATRE	132-1	1,875	50	11.7	11.7	87%	58%	14.7	14.7	64%	61%	3.0	3.0	17%	98%
Acting Studio	THEATRE	210	463	20	13.3	13.3	63%	65%	14.7	14.7	56%	66%	10.3	10.3	51%	78%
Acting Studio	THEATRE	212	1,469	60	4.3	4.3	42%	92%	0.0	0.0	0%	100%	7.3	6.9	44%	87%
Totals		5	7,188	182	7.1	7.1	68%	80%	10.1	10.1	56%	76%	9.0	8.9	42%	84%

Summary of Findings

Fall 2019 Summary

- 5 labs scheduled – 7.1 Average Hours per Week with 68% of the stations occupied based on typical section limits.
- 80% Growth potential.

Spring 2020 Summary

- 4 labs scheduled – 10.1 Average Hours per Week with 56% of the stations occupied based on typical section limits.
- 76% Growth potential.

Fall 2021 Summary

- 4 labs scheduled – 9.0 Average Hours per Week with 42% of the stations occupied based on typical section limits.
- 84% Growth potential.

Square Foot Need Summary

Figure 23 summarizes the space needed by the department.

Figure 23: Performance Theater - Space Needs Summary

Program	Building	Room No.	Current Square Feet	Teaching Stations	Square Feet/Station	Guideline ASF/Station	Teaching Labs Need	Square Feet Need	Surplus (Deficit)
Black Box	THEATRE	110	1,339	24	55.8	75.0	1	1,800	(461)
Acting Studio	THEATRE	210	463	16	28.9	75.0	1	1,200	(737)
Acting Studio	THEATRE	212	1,469	20	73.5	75.0	1	1,500	(31)
Tap Room	THEATRE	132	1,875	30	62.5	75.0	1	2,250	(375)
Costume Shop	THEATRE	111	2,042	12	170.2	75.0	1	900	1,142
Scheduled Labs		5	7,188	102	70.5	75.0	5	7,650	(462)
Support Space		3	874	0	0.0		0	825	49
Performing Arts – Theatre Totals		8	8,062	102	79.0		5	8,475	(413)

Summary of Findings

- The current space should be sufficient to address the long-term need.

Writing Center

Utilization Detail

Figure 24 summarizes the utilization for regularly scheduled classes in the Writing Center for Fall 2019, Spring 2020 and Fall 2021 terms.

Figure 24: Writing Center - Lab Utilization Summary

Program	Inventory Data				Fall 2019				Spring 2020				Fall 2021			
	Building	Room No.	Square Feet	Teaching Stations	WRH-All	WRH-Day	SO% -All	Growth Potential	WRH-All	WRH-Day	SO% -All	Growth Potential	WRH-All	WRH-Day	SO% -All	Growth Potential
Writing Lab	LIBRARY	102	1,000	25	20.1	20.1	85%	29%	14.7	14.7	76%	54%	15.0	15.0	99%	38%

Summary of Findings

Fall 2019 Summary

- 20.1 total hours per week during the day with 85% of the stations occupied.
- 29% Growth potential.

Spring 2020 Summary

- 14.7 total hours per week during the day with 76% of the stations occupied.
- 54% Growth potential

Fall 2021 Summary

- 15.0 total hours per week during the day with 99% of the stations occupied.
- 38% Growth potential

Square Foot Need Summary

- The current 1,000 square foot Writing Center lab should be sufficient to meet future needs.

Psychology

- The Department of Psychology has only a 168 square foot open lab, Rose Hall Room 144. It is assumed this space is adequate.

Cofrin School of Business Utilization Detail

The School has one teaching lab scheduled 3 hours in Fall 2019 and 7.3 hours in the evening during the Spring 2020 term. It was not scheduled Fall 2021.

Figure 25: Cofrin School of Business - Lab Utilization Summary

Inventory Data				Fall 2019				Spring 2020				Fall 2021			
Building	Room No.	Square Feet	Teaching Stations	WRH-All	WRH-Day	SO%-All	Growth Potential	WRH-All	WRH-Day	SO%-All	Growth Potential	WRH-All	WRH-Day	SO%-All	Growth Potential
INSTRUCTIONAL SRVS.	1034	965	32	3.0	3.0	90%	83%	7.3	0.0	0%	100%	0.0	0.0	0%	100%

Square Foot Need Summary

The following table summarizes the space needed by the department.

Figure 26: Cofrin School of Business - Space Needs Summary

Program	Building	Room	Current Square Feet	Teaching Stations	Square Feet /Station	Guideline ASF/Station	Teaching Labs Need	Calculated ASF Need	Surplus (Deficit)
DIST. ED. CLS	INSTRUCT	1034	965	20	48.2	45.0	1	900	65

Summary of Findings

- The current space should be sufficient to meet long-term need.

College of Health, Education and Social Welfare Utilization Detail

Figure 27 summarizes the utilization for teaching labs with regularly scheduled classes for the College of Health, Education and Social Welfare for the Fall 2019 and Fall 2021 terms. No labs had scheduled classes for Spring 2020.

Figure 27: College of Health, Education and Social Welfare - Lab Utilization Summary

Department	Inventory Data				Fall 2019				Spring 2020				Fall 2021			
	Building	Room No.	Square Feet	Teaching Stations	WRH-All	WRH-Day	SO%-All	Growth Potential	WRH-All	WRH-Day	SO%-All	Growth Potential	WRH-All	WRH-Day	SO%-All	Growth Potential
Nursing and Health Studies																
	MAC	117	1,267	20	0.0	0.0	0%	0%	0.0	0.0	0%	0%	8.2	8.2	56%	81%
	WOOD	317	1,200	12	2.0	2.0	0%	0%	0.0	0.0	0%	0%	14.7	14.0	71%	57%
	WOOD	324	733	10	0.0	0.0	0%	0%	0.0	0.0	0%	0%	14.7	14.0	71%	57%
Nursing and HS Totals		3	3,200	42	2.0	2.0	0%	0%	0.0	0.0	0%	0%	12.5	12.1	66%	65%
Social Work																
	MAC	133	614	10	5.5	5.5	91%	79%	0.0	0.0	0%	0%	5.0	5.0	94%	80%
	MAC	131	212	10	5.5	5.5	91%	79%	0.0	0.0	0%	0%	5.0	5.0	94%	80%
Social Work Totals		2	826	20	5.5	5.5	91%	79%	0.0	0.0	0%	0%	5.0	5.0	94%	80%
College Totals		5	4,026	62	4.3	4.3	91%	79%	0.0	0.0	0%	0%	9.5	9.2	74%	71%

Summary of Findings

Fall 2019 Summary

- The 3 labs that were scheduled were used less than 6 hours per week during the fall and not scheduled for credit instruction in the spring.
- Fall 2019 and Spring 2020 all Nursing instruction was online. The one course meeting in WOOD 317 was Physics 104.

Fall 2021 Summary

- The three nursing labs were scheduled on average 12.5 hours with 66% station occupancy.
- Nursing has a 65% growth potential.

Square Foot Need Summary

Figure 28 summarizes the space need for the College of Health, Education and Social Welfare.

Figure 28: College of Health, Education and Social Welfare – Space Needs Summary

Department/Program	Building	Room No.	Current Square Feet	Teaching Stations	Square Feet/Station	Guideline ASF/Station	Teaching Labs Need	Square Feet Need	Surplus (Deficit)
Nursing and Health Studies									
	MAC	117	1,267	20	63.4	75.0	1	1,500	(233)
	WOOD	317	1,200	12	100.0	75.0	1	900	300
	WOOD	324	733	10	73.3	75.0	1	750	(17)
Scheduled Teaching Labs		3	3,200	42	76.2		0	3,150	50
Support Spaces		3	516	0			0	630	(114)
Total		6	3,716	42		75.0	0	3,780	(64)
Social Work									
	MAC	133	614	10	61.4	35.0	1	700	(86)
	MAC	131	212	10	21.2		1	350	(138)
Scheduled Teaching Labs		2	826	20	41.3		2	1,050	(224)
Support Spaces		3	454	0	0.0		0	105	349
Total		5	1,280	20	64.0		2	1,155	125
College Total									
Scheduled Teaching Labs		5	4,026	20	201.3		2	4,200	(174)
Support Space		6	970	20	48.5		0	735	235
Open Lab		1	209	20	10.5		0	209	0
Totals		12	5,205	20	260.3		2	5,144	61

- Nursing and Health Studies launched a four year Bachelor of Science Nursing program in 2019 building a traditional 4-year Nursing program. A more detailed analysis of future space need is needed.
 - Fall 2019 was the first pre-nursing year.
 - Central to a Nursing program are classrooms, clinical skills facilities, and health care agencies for clinicals.
 - Total enrollment in Nursing will approach approximately 145 students when the program reaches maturity.

College of Science, Engineering and Technology

Figure 29 summarizes the utilization for the 25 teaching labs that were scheduled Fall 2019, Spring 2020 and Fall 2021 for the College of Science, Engineering and Technology.

Figure 29: College of Science, Engineering and Technology - Lab Utilization Summary

Department /Program	Inventory Data				Fall 2019 Utilization				Spring 2020 Utilization				Fall 2021			
	Scheduled Labs	Current Square Feet	No. of Stations	Square Feet / Station	WRH-All	WRH-Day	SO% -All	Growth Potential	WRH-All	WRH-Day	SO% -All	Growth Potential	WRH-All	WRH-Day	SO% -All	Growth Potential
Natural and Applied Science																
Biology	6	8,150	144	56.6	15.0	14.8	76%	54%	9.0	8.9	84%	69%	14.5	14.2	66%	60%
Geoscience	2	2,651	48	55.2	10.0	9.7	43%	82%	10.2	10.0	35%	85%	11.2	10.8	42%	80%
Kinetics Lab	1	1,339	24	55.8	9.0	8.8	60%	78%	12.2	11.9	55%	73%	9.0	8.8	42%	84%
Chemistry	3	4,146	72	57.6	17.0	16.8	87%	39%	20.0	19.8	84%	31%	12.0	11.7	84%	58%
Human Biology	3	3,909	64	61.1	12.3	11.2	60%	72%	15.5	15.3	48%	69%	12.8	12.6	58%	69%
Engineering	8	9,182	164	56.0	10.5	7.6	60%	81%	8.0	6.2	51%	87%	7.7	6.3	59%	81%
Computer Sciences	2	2,185	50	43.7	17.2	16.3	82%	44%	30.3	29	83%	0%	3.8	3.8	88%	86%
Totals	25	31,562	566	55.8	13.5	12.6	67%	65%	12.0	11.2	61%	72%	10.6	10.0	64%	72%

Summary of Findings

Fall 2019 Summary

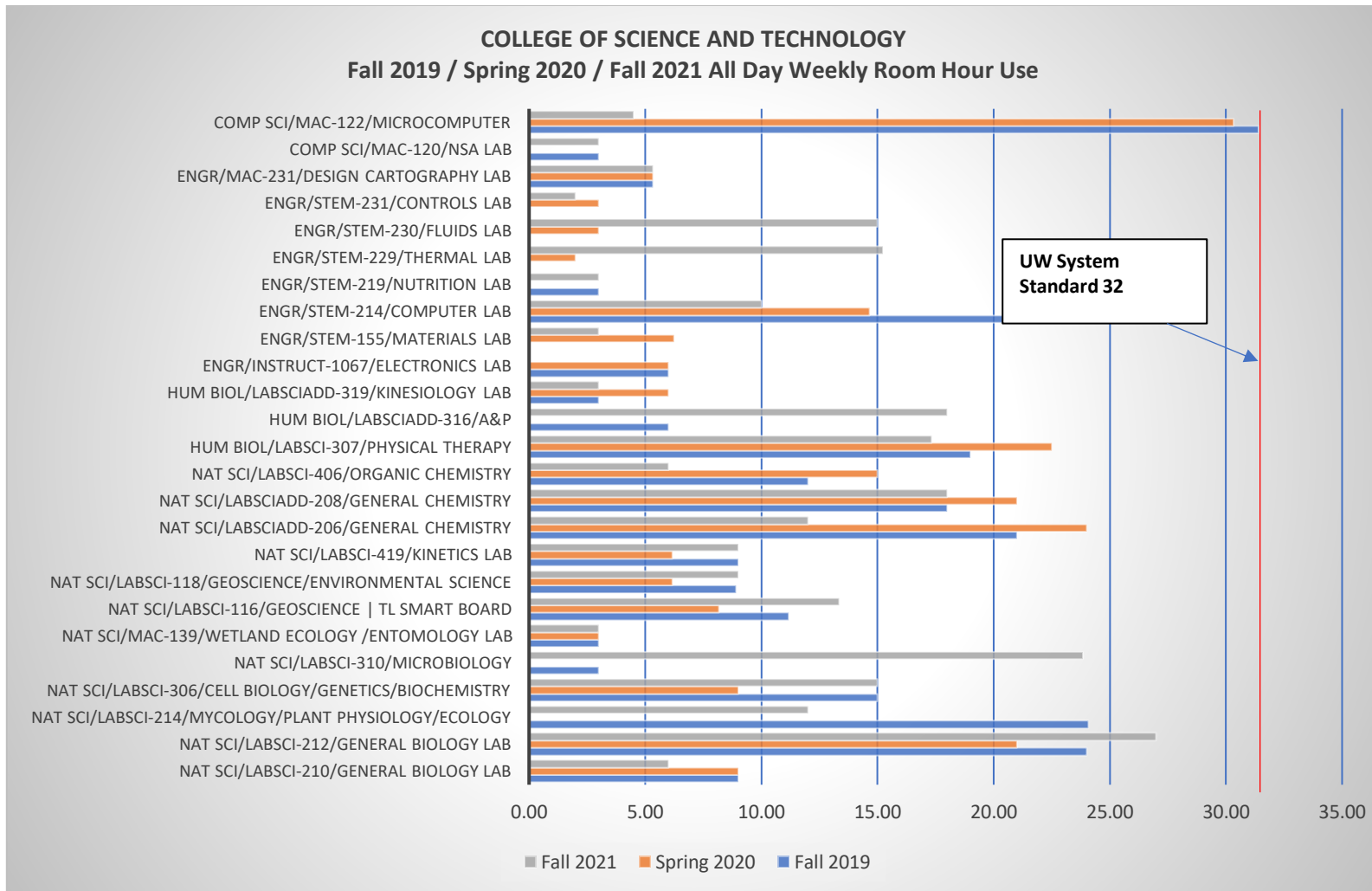
- Of the 25 labs, 22 were scheduled – 13.5 Average Hours per Week with 67% of the stations occupied.
- 65% growth potential.

Spring 2020 Summary

- Of the 25 labs, 24 were scheduled – 12.0 Average Hours per Week with 61% of the stations occupied.
- 72% growth potential.

Fall 2021 Summary

- Of the 25 labs, 23 were scheduled – 10.6 Average Hours per Week with 64% of the stations occupied.
- 72% growth potential.



Natural and Applied Sciences Utilization Detail

Figure 30 summarizes the utilization for teaching labs with regularly scheduled classes for Fall 2019, Spring 2020 and Fall 2021 for the Department of Natural and Applied Sciences.

Figure 30: Natural and Applied Sciences - Lab Utilization Summary

Discipline / Program	Inventory Data				Fall 2019				Spring 2020				Fall 2021			
	Building	Room No.	Square Feet	Teaching Stations	WRH-All	WRH-Day	SO%-All	Growth Potential	WRH-All	WRH-Day	SO%-All	Growth Potential	WRH-All	WRH-Day	SO%-All	Growth Potential
Biology																
General Biology	LABSCI	210	1,345	24	9.0	8.8	91%	67%	9.0	8.8	84%	69%	6.0	6.0	94%	77%
General Biology	LABSCI	212	1,339	24	24.0	23.5	77%	25%	21.0	20.8	68%	41%	27.0	26.5	88%	1%
Mycology/Plant Physiology/Ecology	LABSCI	214	1,343	24	24.1	23.8	68%	32%	3.0	3.0	100%	88%	12.0	11.5	75%	63%
Cell Biology/Genetics/Biochemistry	LABSCI	306	1,365	24	15.0	14.5	70%	58%	9.0	8.8	69%	75%	15.0	14.8	93%	42%
Microbiology	LABSCI	310	1,352	24	15.0	15.0	98%	39%	9.0	9.0	100%	63%	23.8	23.3	42%	58%
Wetland Ecology / Entomology Lab	MAC	139	1,406	24	3.0	3.0	50%	94%	3.0	3.0	83%	90%	3.0	3.0	23%	97%
Total Biology		6	8,150	144	15.0	14.8	76%	54%	9.0	8.9	84%	69%	14.5	14.2	66%	60%
Geoscience																
Geoscience	LABSCI	116	1,330	24	11.2	10.7	44%	80%	14.2	14.2	36%	79%	13.3	12.8	43%	76%
Environmental Science	LABSCI	118	1,321	24	8.9	8.7	42%	85%	6.2	5.8	33%	92%	9.0	8.8	40%	85%
Total Geoscience		2	2,651	48	10.0	9.7	43%	82%	10.2	10.0	35%	85%	11.2	10.8	42%	80%
Kinetics Lab	LABSCI	419	1,339	24	9.0	8.8	60%	78%	12.2	11.9	53%	74%	9.0	8.8	42%	84%
Chemistry																
General Chemistry	LABSCIADD	206	1,390	24	21.0	20.8	85%	26%	24.0	23.8	86%	15%	12.0	11.5	88%	56%
General Chemistry	LABSCIADD	208	1,390	24	18.0	17.8	87%	36%	21.0	20.5	78%	34%	18.0	17.8	80%	40%
Organic Chemistry	LABSCI	406	1,366	24	12.0	12.0	91%	55%	15.0	15.0	88%	45%	6.0	5.8	92%	77%
Total Chemistry		3	4,146	72	17.0	16.8	87%	39%	20.0	19.8	84%	31%	12.0	11.7	84%	58%
Total Natural and Applied Sciences		12	16,286	288	14.2	13.9	73%	57%	12.2	12.0	74%	62%	12.8	12.5	74%	61%

Summary of Findings

Fall 2019 Summary

- 12 labs scheduled – 14.2 Average Hours per Week with 73% of the stations occupied.
- 57% Growth potential.

Spring 2020 Summary

- 12 labs scheduled – 12.2 Average Hours per Week with 74% of the stations occupied.
- 62% Growth potential.

Fall 2021 Summary

- 12 labs scheduled – 12.8 Average Hours per Week with 74% of the stations occupied.
- 61% Growth potential.

Square Foot Need Summary

Figure 31 summarizes the space needed for the programs in the department.

Figure 31: Natural and Applied Science – Space Needs Summary

Program	Building	Room No.	Current Square Feet	Teaching Stations	Square Feet/Station	Guideline ASF/Station	Teaching Labs Need	Square Feet Need	Surplus (Deficit)
Biology Labs									
General Biology Lab	LABSCI	210	1,345	24	56.0	55.0	1	1,320	25
General Biology Lab	LABSCI	212	1,339	24	55.8	55.0	1	1,320	19
Entomology Lab	MAC	139	1,406	24	58.6	55.0	1	1,320	86
Ecology	LABSCI	214	1,343	24	56.0	55.0	1	1,320	23
Cell Biology	LABSCI	306	1,365	24	56.9	55.0	1	1,320	45
Microbiology	LABSCI	310	1,352	24	56.3	55.0	1	1,320	32
Biology Total		6	8,150	144	56.6	55.0	6	7,920	230
Geoscience									
Geoscience	LABSCI	116	1,330	24	55.4	55.0	1	1,320	10
Environmental Science	LABSCI	118	1,321	24	55.0	55.0	1	1,320	1
Geoscience Total		2	2,651	48	55.2	55.0	2	2,640	11

Program	Building	Room No.	Current Square Feet	Teaching Stations	Square Feet/Station	Guideline ASF/Station	Teaching Labs Need	Square Feet Need	Surplus (Deficit)
Kinetics Lab	LABSCI	419	1,339	24	55.8	60.0	1	1,440	(101)
Physics									
Physics Lab	INSTRUCT	1030	835	0	0.0		0	835	0
Physics Lab	INSTRUCT	1068	897	0	0.0		0	897	0
Physics Total		2	1,732	0	0.0		0	1,732	0
Chemistry									
Organic Chemistry	LABSCI	406	1,366	24	56.9	60.0	1	1,440	(74)
General Chemistry	LABSCIADD	206	1,390	24	57.9	60.0	1	1,440	(50)
General Chemistry	LABSCIADD	208	1,390	24	57.9	60.0	1	1,440	(50)
Chemistry Total		3	4,146	72	57.6	0.0	3	4,320	(174)
Support Space		22	7,265	0	0.0		0	5,712	1,327
Total Natural and Applied Science		34	25,283	0	0.0		12	23,764	1,519

Summary of Findings

- The current space should be sufficient to address the long-term need.

Human Biology

Utilization Detail

Figure 32 summarizes the utilization for teaching labs with regularly scheduled classes for Fall 2019, Spring 2020 and Fall 2021 terms for the Department of Human Biology. All laboratories have significant growth capacity.

Figure 32: Human Biology - Lab Utilization Summary

Program	Inventory Data				Fall 2019				Spring 2020				Fall 2021			
	Building	Room No.	Square Feet	Teaching Stations	WRH-All	WRH-Day	SO% -All	Growth Potential	WRH-All	WRH-Day	SO% -All	Growth Potential	WRH-All	WRH-Day	SO% -All	Growth Potential
Physical Therapy	LABSCI	307	1,129	16	19.0	16.0	11%	92%	22.5	22.5	8%	93%	17.3	17.3	13%	90%
Anatomy and Physiology	LABSCIADD	316	1,390	24	15.0	14.5	89%	46%	18.0	17.5	83%	40%	18.0	17.5	82%	39%
Kinesiology	LABSCIADD	319	1,390	24	3.0	3.0	92%	89%	6.0	6.0	48%	88%	3.0	3.0	95%	88%
Total Human Biology		3	3,909	64	12.3	11.2	60%	72%	15.5	15.3	48%	69%	12.8	12.6	58%	69%

Summary of Findings

Fall 2019 Summary

- 3 labs scheduled – 12.3 Average Hours per Week with 60% of the stations occupied.
- 72% Growth potential.

Spring 2020 Summary

- 3 labs scheduled – 15.5 Average Hours per Week with 48% of the stations occupied.
- 69% Growth potential.

Fall 2021 Summary

- 3 labs scheduled – 12.8 Average Hours per Week with 58% of the stations occupied.
- 69% growth potential.

Square Foot Need Summary

Figure 33 summarizes the space needed by program area.

Figure 33: Human Biology – Space Needs Summary

Program	Building	Room No.	Current Square Feet	Teaching Stations	Square Feet/Station	Guideline ASF/Station	Teaching Labs Need	Square Feet Need	Surplus (Deficit)
Physical Therapy	LABSCI	307	1,129	16	70.6	65.0	1	1,040	89
A&P	LABSCIADD	316	1,390	24	57.9	60.0	1	1,440	(50)
Kinesiology	LABSCIADD	319	1,390	24	57.9	55.0	1	1,320	70
Scheduled Labs		3	3,909	64	0.0		3	3,800	109
Support Space		3	1,366	0	0.0		0	1,140	226
Cadaver Lab	LABSCI	309	1,147	16	71.6		0	1,147	0
Total Human Biology		7	6,422	80	80.3		3	6,087	335

Summary of Findings

- The current space should be sufficient to address the long-term need.

Resch School of Engineering Utilization Detail

Figure 34 summarizes the utilization for teaching labs with regularly scheduled classes for Fall 2019, Spring 2020 and Fall 2021 for the Resch School of Engineering. All laboratories have significant growth capacity.

Figure 34: Resch School of Engineering - Lab Utilization Summary

Program	Inventory Data				Fall 2019				Spring 2020				Fall 2021			
	Building	Room No.	Square Feet	Teaching Stations	WRH-All	WRH-Day	SO%-All	Growth Potential	WRH-All	WRH-Day	SO%-All	Growth Potential	WRH-All	WRH-Day	SO%-All	Growth Potential
Electronics Lab	INSTR	1067	20	20	6.0	4.5	0.3	93%	6.0	4.5	19%	96%	0.0	0.0	0%	0%
Materials Lab	STEM	155	24	20	0.0	0.0	0.0	100%	6.3	6.0	19%	95%	3.0	3.0	33%	96%
Computer Lab	STEM	214	24	20	21.7	17.0	0.7	52%	14.7	7.0	31%	91%	10.0	6.0	62%	74%
Nutrition Lab	STEM	219	12	20	9.0	9.0	0.9	65%	6.3	6.3	101%	74%	3.0	3.0	167%	79%
Thermal Lab	STEM	229	24	20	0.0	0.0	0.0	100%	19.4	19.4	79%	36%	15.2	15.2	46%	71%
Fluids Lab	STEM	230	24	20	0.0	0.0	0.0	100%	3.0	3.0	83%	90%	15.0	15.0	57%	64%
Controls Lab	STEM	231	24	20	0.0	0.0	0.0	100%	3.0	3.0	50%	94%	2.0	2.0	25%	98%
Design Cartography Lab	MAC	231	12	20	5.3	0.0	0.0	100%	5.3	0.0	0%	100%	5.3	0.0	133%	70%
Total Engineering		8	9,182	164	10.5	7.6	60%	81%	8.0	6.2	51%	87%	7.7	6.3	59%	81%

Summary of Findings

Fall 2019 Summary

- Of the 8 labs, 4 labs scheduled -10.5 Average Hours per Week 60% of the stations occupied.
- 81% Growth potential.

Spring 2020 Summary

- All 8 labs were scheduled – 8.0 Average Hours per Week 51% of the stations occupied.
- 87% Growth potential.

Fall 2021 Summary

- Of the 8 labs, 7 labs scheduled -7.7 Average Hours per Week 59% of the stations occupied.
- 81% Growth potential.

Square Foot Need Summary

Figure 35 summarizes the space need by department.

Figure 35: Resch School of Engineering – Space Needs

Program	Building	Room No.	Current Square Feet	Teaching Stations	Square Feet/Station	Guideline ASF/Station	Teaching Labs Need	Square Feet Need	Surplus (Deficit)
Nutrition Lab	STEM	219	1,223	20	61.2	65.0	1	1,300	(77)
Dry Lab	INSTR	1067	902	20	45.1	65.0	1	1,300	(398)
Materials Lab	STEM	155	1,196	20	59.8	65.0	1	1,300	(104)
Thermal Lab	STEM	229	1,361	20	68.1	65.0	1	1,300	61
Fluids Lab	STEM	230	1,204	20	60.2	65.0	1	1,300	(96)
Controls Lab	STEM	231	1,200	20	60.0	65.0	1	1,300	(100)
Cartography Lab	MAC	231	1,347	20	67.4	65.0	1	1,300	47
Computer Lab	STEM	214	749	20	37.5	65.0	1	975	(226)
Scheduled Labs		8	9,182	160	57.4	65.0	8	10,075	(893)
Support Spaces		8	5,107	0	0.0		0	4,534	573
Engineering Total		16	14,289	160	89.3		8	14,609	(320)

Summary of Findings

- The current space should be sufficient to address the long-term need for existing programs.
- The University is currently in the process of completing a renovation to the Instructional Services Building that will provide over 4,550 ASF of teaching lab and service space for the new Electrical Engineering program. This expansion will increase the department's lab inventory to just over 19,000 ASF. It is assumed the new space for Electrical Engineering will be sufficient to address long-term needs.

Computer Sciences Utilization Detail

Figure 36 summarizes the utilization for teaching labs with regularly scheduled classes for Fall 2019, Spring 2020 and Fall 2021 for the Department of Computer Sciences.

Figure 36: Computer Sciences - Lab Utilization Summary

Program	Inventory Data				Fall 2019				Spring 2020				Fall 2021			
	Building	Room No.	Square Feet	Teaching Stations	WRH-All	WRH-Day	SO%-All	Growth Potential	WRH-All	WRH-Day	SO%-All	Growth Potential	WRH-All	WRH-Day	SO%-All	Growth Potential
NSA Lab	MAC	120	1,065	30	3	3	44%	95%	0	0	0%	0%	3	3	64%	92%
Microcomputer	MAC	122	1,120	25	31.4	29.6	86%	-6%	30.3	29	83%	0%	4.5	4.5	104%	81%
Total Computer Sciences		2	2,185	55	17.2	16.3	82%	44%	30.3	29	83%	0%	3.8	3.8	88%	86%

Summary of Findings

Fall 2019 Summary

- 2 labs scheduled – 17.2 Average Hours per Week during the day with 82% of the stations occupied.
- 38% Growth potential.

Spring 2020 Summary

- The Microcomputer Lab, MAC 122, is scheduled near capacity but the NSA lab MAC 120 was not scheduled Spring 2020.

Fall 2021 Summary

- 2 labs scheduled – 3.8 Average Hours per Week during the day with 88% of the stations occupied.
- 86% Growth potential.

Square Foot Need Summary

Figure 37 summarizes the space needed by the department.

Figure 37: Computer Sciences – Space Needs Summary

Program	Building	Room No.	Current Square Feet	Teaching Stations	Square Feet/Station	Guideline ASF/Station	Teaching Labs Need	Square Feet Need	Surplus (Deficit)
NSA LAB	MAC	120	1,065	25	42.6	45.0	1	1,125	(60)
Microcomputer	MAC	122	1,120	25	44.8	45.0	1	1,125	(5)
Totals		2	2,185	50	43.7	45.0	2	2,250	(65)

Summary of Findings

- The Microcomputer lab, MAC 122 was scheduled more than 30 hours per week with more than 80% station occupancy both Fall and Spring terms, however it was only scheduled 4.5 hours per week Fall 2021. The current space should be sufficient to address the long term need for existing programs.

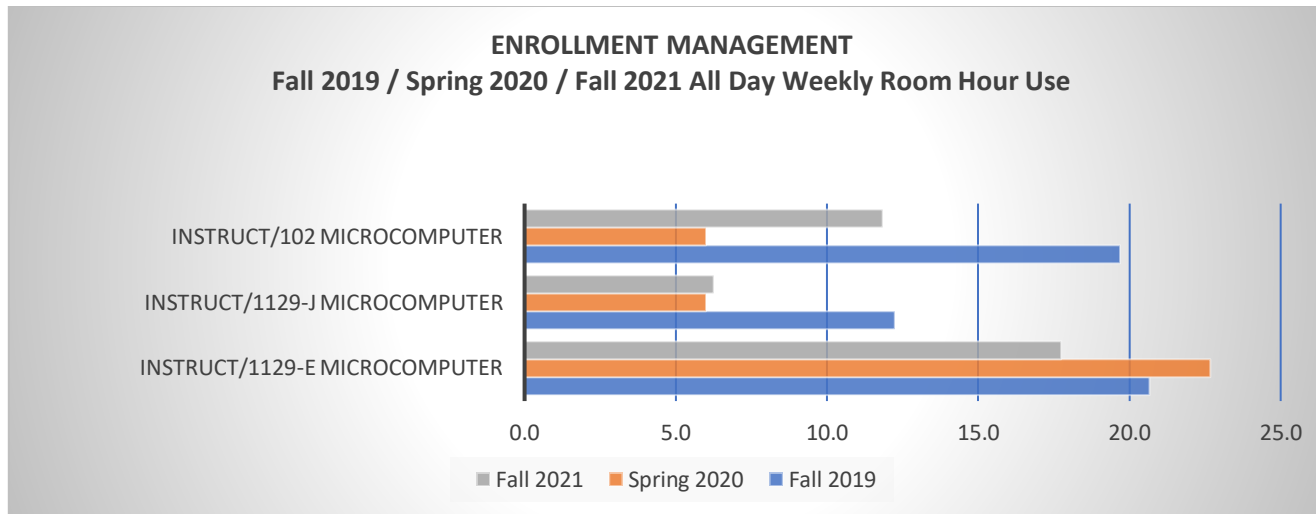
Enrollment Management

Utilization Detail

Figure 38 summarizes the utilization for teaching labs with regularly scheduled classes for Fall 2019, Spring 2020 and Fall 2021 assigned to Enrollment Management. All laboratories have significant growth capacity.

Figure 38: Enrollment Management - Lab Utilization Summary

Program	Inventory Data				Fall 2019				Spring 2020				Fall 2021			
	Building	Room No.	Square Feet	Teaching Stations	WRH-All	WRH-Day	SO% -All	Growth Potential	WRH-All	WRH-Day	SO% -All	Growth Potential	WRH-All	WRH-Day	SO% -All	Growth Potential
Microcomputer	INSTR	1129-E	1,040	25	20.7	20.2	87%	27%	22.7	22.2	76%	30%	17.8	17.3	33%	75%
Microcomputer	INSTR	1129-J	1,007	25	12.3	11.8	65%	68%	6.0	5.5	90%	79%	6.3	6.3	34%	91%
Microcomputer	INSTR	102	984	25	19.7	17.4	74%	46%	6.0	5.8	45%	89%	11.8	5.8	40%	80%
Total Enrollment Management	3	3,031	75	17.5	16.4	77%	47%	11.6	11.2	73%	64%	11.9	9.8	35%	82%	



Summary of Findings

Fall 2019 Summary

- 3 labs scheduled – 17.5 Average Hours per Week with 77% of the stations occupied.
- 47% Growth potential.

Spring 2020 Summary

- 3 labs scheduled – 11.6 Average Hours per Week with 73% of the stations occupied.
- 64% Growth potential.

Fall 2021 Summary

- 3 labs scheduled – 11.9 Average Hours per Week with 35% of the stations occupied.
- 82% Growth potential.

Square Foot Need Summary

Figure 39 summarizes the space needs for Enrollment Management.

Figure 39: Enrollment Management - Space Needs

Program	Building	Room No.	Current Square Feet	Teaching Stations	Square Feet/Station	Guideline ASF/Station	Teaching Labs Need	Square Feet Need	Surplus (Deficit)
Microcomputer	INSTR	1,129	1,040	25	41.6	40.0	1	1,000	40
Microcomputer	INSTR	1,129	1,007	25	40.3	40.0	1	1,000	7
Microcomputer	INSTR	102	984	25	39.4	40.0	1	1,000	(16)
Scheduled Labs		3	3,031	75	40.4	40.0	3	3,000	31
Service		2	1,544	29	0.0		0	1,544	0
S/T		5	4,575	104	44.0		3	4,544	31
Group Practice	STUDENTSRVS	1,700	702	7	0.0		0	702	0
Total Enrollment Management		6	5,277	111			3	5,246	31

Summary of Findings

- The current space should be sufficient to meet long term needs.

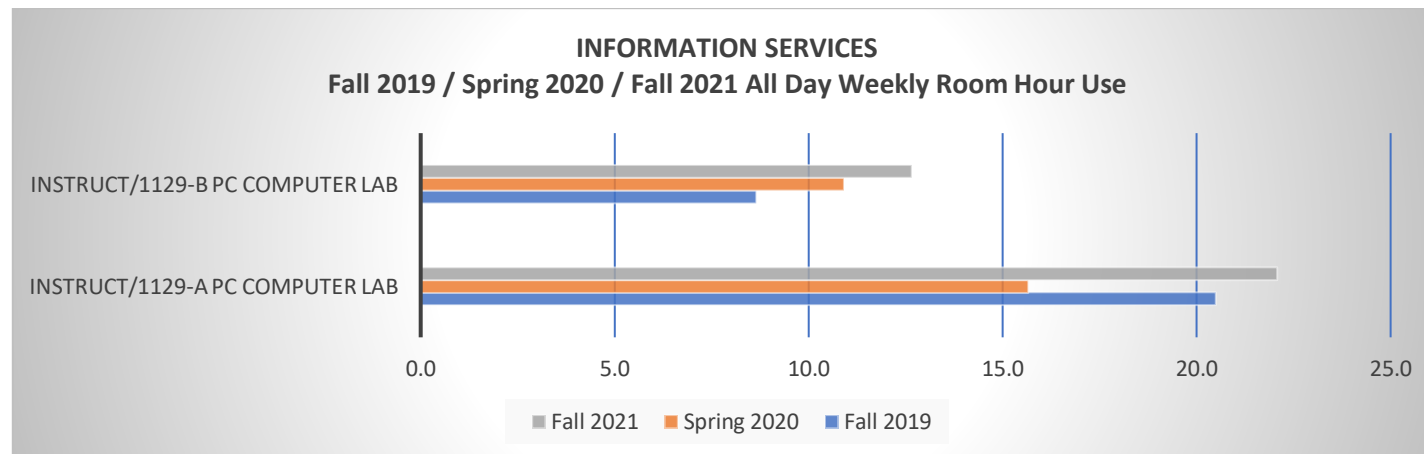
Information Services

Utilization Detail

Figure 40 summarizes the utilization for teaching labs with regularly scheduled classes for Fall 2019, Spring 2020 and Fall 2021 assigned to Information Services. The labs have significant growth capacity.

Figure 40: Information Services - Lab Utilization Summary

Program	Inventory Data				Fall 2019				Spring 2020				Fall 2021			
	Building	Room No.	Square Feet	Teaching Stations	WRH-All	WRH-Day	SO%-All	Growth Potential	WRH-All	WRH-Day	SO%-All	Growth Potential	WRH-All	WRH-Day	SO%-All	Growth Potential
PC Computer Lab	INSTRUCT	1129A	1,451	45	20.5	17.6	85%	37%	15.7	15.7	88%	42%	24.1	22.1	68%	32%
PC Computer Lab	INSTRUCT	1129B	1,036	31	8.6	8.6	88%	68%	10.9	10.9	23%	89%	12.7	12.7	74%	61%
Total Information Services		2	2,487	76	14.6	13.1	86%	53%	13.3	13.3	61%	66%	18.4	17.4	69%	47%



Summary of Findings

Fall 2019 Summary

- 2 labs scheduled – 14.6 Average Hours per Week with 86% of the stations occupied.
- 53% Growth potential.

Spring 2020 Summary

- 2 labs scheduled – 13.3 Average Hours per Week with 61% of the stations occupied.
- 66% Growth potential.

Fall 2021 Summary

- 2 labs scheduled – 18.4 Average Hours per Week with 69% of the stations occupied.
- 47% Growth potential.

Square Foot Need Summary

Figure 41 summarizes the space needed.

Figure 41: Information Services – Space Needs

Program	Building	Room No.	Current Square Feet	Teaching Stations	Square Feet/Station	Guideline ASF/Station	Teaching Labs Need	Square Feet Need	Surplus (Deficit)
PC Computer Lab	INSTRUCT	1129	1,451	45	32.2	35.0	1	1,800	(349)
PC Computer Lab	INSTRUCT	1129	1,036	31	33.4	35.0	1	1,240	(204)
S/T Scheduled labs		2	2,487	76	32.7	35.0	2	3,040	(553)
Support Spaces		2	2,734	0	0.0		0	2,734	0
Total Information Services		4	5,221	141	37.0		2	5,774	(553)

Summary of Findings

- The current space should be sufficient to meet long term needs.

Appendices

Appendix A: Classroom Utilization by Building and Room Number

Appendix B: Current Classroom Needs by Subject

Appendix C: Rooms Coded as Classrooms with No Scheduled Use

Appendix D: Laboratory Utilization by Building and Room

Appendix A: Classroom Utilization by Building and Room Number

Note: classrooms with less than 10 weekly room hours of use are shaded.

Bldg. #	Bldg.	Room	ASF	Seats	ASF/ Seat	Fall 2019			Fall 2021		
						Day WRH	SO%	All WRH	Day WRH	SO%	All WRH
2022	ENVIRON	114	3,208	142	22.6	12.5	94.0%	12.5	13.2	51.0%	13.2
2022	ENVIRON	301	1,046	42	24.9	33.5	76.0%	35.5	27.7	35.0%	30.8
2022	ENVIRON	304	881	36	24.5	33.0	83.0%	33.0	25.5	70.0%	25.5
2022	ENVIRON	316	665	30	22.2	23.1	55.0%	24.3	22.8	34.0%	24.8
2022	ENVIRON	320	665	30	22.2	34.9	86.0%	34.9	25.3	56.0%	25.3
2022	ENVIRON	326	874	40	21.8	36.3	99.0%	36.3	19.5	44.0%	22.5
2023	INSTRUCT	1020	708	30	23.6	12.8	67.0%	14.6			
2027	THEATRE	310	700	32	21.9	21.5	64.0%	21.5	17.4	54.0%	17.4
2027	THEATRE	312	770	40	19.2	9.0	52.0%	9.0	11.5	56.0%	12.0
2027	THEATRE	316	946	34	27.8	20.2	57.0%	20.2	20.5	58.0%	24.2
2027	THEATRE	378	430	18	23.9	9.0	76.0%	9.0	9.0	63.0%	9.0
2030	STUDIO	350	1,335	70	19.1	18.0	54.0%	18.0	16.1	24.0%	16.1
2030	STUDIO	351	565	28	20.2	18.5	84.0%	18.5	9.5	49.0%	9.5
2030	STUDIO	353	455	31	14.7	13.3	61.0%	13.3	17.5	53.0%	18.0
2035	ROSE	2501	1,911	267	7.2	15.0	47.0%	15.0	9.3	40.0%	9.3
2036	WOOD	114	1,137	42	27.1	23.0	59.0%	32.5	12.6	55.0%	16.1
2036	WOOD	117	2,110	80	26.4	16.3	54.0%	23.2	25.5	48.0%	28.5
2036	WOOD	118	1,161	42	27.6	21.0	66.0%	33.7	27.3	61.0%	33.3
2036	WOOD	201	1,247	44	28.3	22.5	63.0%	26.8	29.8	52.0%	40.5
2036	WOOD	202	1,231	46	26.8	25.8	59.0%	31.8			
2036	WOOD	205	1,491	50	29.8	24.0	60.0%	24.0	26.3	54.0%	37.3
2036	WOOD	213	1,410	48	29.4	20.1	50.0%	24.8	24.0	56.0%	27.0
2036	WOOD	215	1,254	48	26.1	17.5	66.0%	29.0	30.0	57.0%	39.0
2036	WOOD	216	1,223	48	25.5	22.7	58.0%	25.3	30.8	52.0%	38.8
2036	WOOD	301	846	24	35.2	13.3	66.0%	16.3	11.2	81.0%	14.2
2036	WOOD	302	731	30	24.4	12.0	98.0%	12.0	10.5	98.0%	10.5
2036	WOOD	303	1,212	50	24.2	22.5	65.0%	26.4	22.1	63.0%	22.1
2036	WOOD	317	1,200	42	28.6	19.4	54.0%	19.4			
2036	WOOD	324	733	28	26.2	11.9	58.0%	18.0			

Bldg. #	Bldg.	Room	ASF	Seats	ASF/ Seat	Fall 2019			Fall 2021		
						Day WRH	SO%	All WRH	Day WRH	SO%	All WRH
2036	WOOD	327	2,218	45	49.3	21.0	76.0%	24.0	16.5	70.0%	16.5
2036	WOOD	328	878	30	29.3	19.8	101.0%	24.7	12.7	66.0%	12.7
2036	WOOD	440	1,135	36	31.5	16.5	53.0%	20.2	10.0	37.0%	13.7
2052	MAC	103	1,608	75	21.4	28.5	48.0%	29.6	33.3	35.0%	36.8
2052	MAC	105	1,608	75	21.4	27.5	46.0%	27.5	29.3	50.0%	30.8
2052	MAC	107	1,608	75	21.4	30.8	60.0%	30.8	19.0	38.0%	19.0
2052	MAC	109	1,608	75	21.4	22.6	62.0%	22.6	24.5	45.0%	24.5
2052	MAC	111	1,608	67	24.0	20.0	68.0%	20.0	26.0	47.0%	26.0
2052	MAC	113	1,608	72	22.3	30.2	59.0%	30.2	23.8	55.0%	23.8
2052	MAC	137	1,315	24	54.8	15.6	37.0%	15.6	6.0	69.0%	9.0
2052	MAC	204	1,623	74	21.9	20.7	68.0%	26.7	18.0	57.0%	18.0
2052	MAC	206	1,623	74	21.9	24.5	66.0%	26.7	13.5	45.0%	13.5
2052	MAC	208	2,220	122	18.2	30.8	67.0%	30.8	10.5	63.0%	10.5
2052	MAC	210	2,740	128	21.4	34.0	70.0%	34.0	15.0	48.0%	15.0
2052	MAC	217	910	40	22.8	37.7	71.0%	44.1	32.4	65.0%	32.9
2052	MAC	219	879	40	22.0	38.7	66.0%	42.3	25.5	61.0%	26.7
2052	MAC	221	866	40	21.6	37.9	64.0%	40.6	38.3	53.0%	46.1
2052	MAC	223	880	40	22.0	37.3	76.0%	44.1	31.3	57.0%	34.8
2052	MAC	224	518	24	21.6	13.6	65.0%	16.8	22.5	56.0%	28.3
2052	MAC	225	834	40	20.8	33.0	61.0%	36.5	33.3	56.0%	33.8
2052	MAC	229	1,110	30	37.0	36.3	77.0%	39.9	30.8	77.0%	31.3
2052	MAC	234	550	24	22.9	18.8	67.0%	18.8	12.9	44.0%	19.3
2052	MAC	236	515	24	21.5	29.3	81.0%	29.3	10.2	63.0%	14.5
2052	MAC	237	1,652	50	33.0	31.1	50.0%	35.5			
2052	MAC	302	440	18	24.4	3.0	83.0%	3.0	3.0	78.0%	3.0
2052	MAC	C303	428	22	19.5	4.5	53.0%	4.5	6.3	18.0%	6.3
2900	STEM	136	892	45	19.8	0.0	0.0%	0.0	10.0	37.0%	10.0
2900	STEM	137	909	46	19.8	0.0	0.0%	0.0	12.2	62.0%	12.2
2900	STEM	138	895	45	19.9	0.0	0.0%	0.0	8.2	33.0%	15.2
2900	STEM	139	896	45	19.9	0.0	0.0%	0.0	20.4	47.0%	20.4

Appendix B: Current Classroom Needs by Subject

Coll	Subject	1-20	21-40	41-55	56-70	71-90	91-110	111-150	151-200	>=201	Total
AHSS	ARTS MGT	0.00	0.04	0.00	0.00	0.00	0.00	0.00	0.00	0.00	0.04
AHSS	COMM	0.05	1.88	0.00	0.22	0.00	0.00	0.11	0.00	0.00	2.26
AHSS	COMM SCI	0.11	0.45	0.00	0.00	0.00	0.00	0.00	0.00	0.00	0.56
AHSS	DJS	0.00	0.56	0.00	0.00	0.45	0.00	0.00	0.00	0.00	1.01
AHSS	ENGLISH	0.67	1.54	0.00	0.00	0.00	0.00	0.00	0.00	0.00	2.21
AHSS	GEOG	0.00	0.00	0.00	0.00	0.00	0.00	0.00	0.11	0.00	0.11
AHSS	GERMAN	0.00	0.23	0.00	0.00	0.00	0.00	0.00	0.00	0.00	0.23
AHSS	HISTORY	0.11	0.39	0.22	0.00	0.00	0.00	0.22	0.00	0.00	0.94
AHSS	HUM STUD	0.00	0.45	0.00	0.00	0.00	0.00	0.00	0.00	0.00	0.45
AHSS	INFO SCI	0.00	0.11	0.00	0.00	0.11	0.00	0.00	0.00	0.00	0.22
AHSS	MUSIC	0.00	0.35	0.00	0.11	0.00	0.00	0.00	0.00	0.00	0.46
AHSS	PHILOS	0.00	0.54	0.22	0.11	0.00	0.11	0.00	0.00	0.00	0.98
AHSS	POL SCI	0.11	0.21	0.22	0.11	0.11	0.00	0.00	0.00	0.00	0.76
AHSS	PSYCH	0.07	0.45	0.90	0.22	0.00	0.00	0.00	0.00	0.22	1.86
AHSS	PU EN AF	0.19	0.22	0.00	0.45	0.00	0.00	0.11	0.00	0.00	0.97
AHSS	SOCIOL	0.00	0.00	0.00	0.00	0.00	0.00	0.06	0.00	0.00	0.06
AHSS	SPANISH	0.35	0.00	0.00	0.00	0.00	0.00	0.00	0.00	0.00	0.35
AHSS	THEATRE	0.18	0.32	0.00	0.00	0.00	0.00	0.00	0.00	0.00	0.50
AHSS	UR RE ST	0.00	0.10	0.12	0.00	0.00	0.00	0.00	0.00	0.00	0.22
AHSS	WF	0.00	1.74	0.00	0.00	0.00	0.00	0.00	0.00	0.00	1.74
AHSS	WOST	0.00	0.00	0.00	0.00	0.11	0.00	0.00	0.00	0.00	0.11
BUS	ACCTG	0.00	1.53	0.00	0.00	0.00	0.00	0.00	0.00	0.00	1.53
BUS	BUS ADM	0.00	0.78	0.00	0.34	0.11	0.00	0.00	0.00	0.00	1.23
BUS	ECON	0.00	0.23	0.00	0.11	0.00	0.00	0.11	0.12	0.00	0.57
BUS	ENTRP	0.00	0.11	0.00	0.00	0.00	0.00	0.00	0.00	0.00	0.11
BUS	FIN	0.00	0.67	0.00	0.00	0.00	0.00	0.00	0.00	0.00	0.67
BUS	HRM	0.00	0.11	0.00	0.00	0.00	0.00	0.00	0.00	0.00	0.11
BUS	MGMT	0.00	0.49	0.00	0.00	0.00	0.00	0.00	0.00	0.00	0.49

Coll	Subject	1-20	21-40	41-55	56-70	71-90	91-110	111-150	151-200	>=201	Total
BUS	MKTG	0.00	0.78	0.00	0.00	0.00	0.00	0.00	0.00	0.00	0.78
BUS	SCM	0.00	0.17	0.00	0.00	0.00	0.00	0.00	0.00	0.00	0.17
HESW	EDUC	0.11	2.29	0.00	0.00	0.09	0.00	0.00	0.00	0.00	2.49
HESW	FNED	0.00	0.00	0.00	0.00	0.00	0.00	0.00	0.00	0.00	0.00
HESW	FNS	0.11	0.21	0.34	0.00	0.00	0.00	0.00	0.00	0.00	0.66
HESW	NURSING	0.11	0.07	0.22	0.00	0.00	0.00	0.00	0.00	0.00	0.40
HESW	PHY ED	0.00	0.04	0.00	0.00	0.00	0.00	0.00	0.00	0.00	0.04
HESW	SOC WORK	0.91	0.34	0.00	0.07	0.00	0.00	0.00	0.00	0.00	1.32
SET	ANTHRO	0.00	0.00	0.00	0.00	0.00	0.00	0.00	0.00	0.00	0.00
SET	BIOLOGY	0.00	0.48	0.36	0.00	0.23	0.12	0.12	0.00	0.00	1.31
SET	CHEM	0.00	0.52	0.24	0.00	0.36	0.00	0.12	0.00	0.00	1.24
SET	ENGR	0.00	1.46	0.00	0.00	0.00	0.00	0.00	0.00	0.00	1.46
SET	ENV S&P	0.04	0.00	0.00	0.00	0.00	0.00	0.00	0.00	0.00	0.04
SET	ENV SCI	0.00	0.24	0.00	0.00	0.11	0.11	0.00	0.00	0.00	0.46
SET	ET	0.00	0.69	0.11	0.00	0.00	0.00	0.00	0.00	0.00	0.80
SET	GEOSCI	0.00	0.12	0.12	0.00	0.12	0.00	0.00	0.00	0.00	0.36
SET	HUM BIOL	0.00	0.82	0.00	0.12	0.00	0.00	0.08	0.00	0.00	1.02
SET	MATH	0.00	3.63	0.00	0.00	0.00	0.00	0.00	0.00	0.00	3.63
SET	NUT SCI	0.00	0.36	0.22	0.00	0.00	0.00	0.00	0.00	0.00	0.58
SET	PHYSICS	0.00	0.67	0.24	0.06	0.14	0.00	0.00	0.00	0.00	1.11
SET	WATER	0.00	0.12	0.11	0.00	0.00	0.00	0.00	0.00	0.00	0.23
UNK	MIL SCI	0.15	0.00	0.00	0.05	0.00	0.00	0.00	0.00	0.00	0.20
	Totals	3.27	26.51	3.64	1.97	1.94	0.34	0.93	0.23	0.22	39.05

Appendix C: Rooms Coded as Classrooms with No Scheduled Use

Bldg. #	Building	Room	Type	Seats	ASF	Fall 2019 Sections	Spring 2020 Sections	Fall 2021 Sections
2023	INSTRUCT	1020	1104	30	708	6	4	0
2052	MAC	237	1104	50	1,652	14	9	0

Appendix D: Laboratory Utilization by Building and Room

College/Department/Program	Inventory Data					Fall 2019				Spring 2020				Fall 2021			
	Building	Room No.	Square Feet	Teaching Stations	Square Feet/Station	WRH-All	WRH-Day	SO%-All	Growth Potential	WRH-All	WRH-Day	SO%-All	Growth Potential	WRH-All	WRH-Day	SO%-All	Growth Potential
COLLEGE OF ARTS, HUMANITIES AND SOCIAL SCIENCES																	
Art and Visual Design																	
Photography Critique Space	STUDIO	311	596	20	29.8	3.0	3.0	47%	94%	3.0	3.0	53%	93%	10.7	10.7	33%	85%
Graphic Design	STUDIO	314	1,106	18	61.4	32.0	32.0	66%	13%	21.3	21.3	52%	54%	32.0	32.0	67%	11%
Microcomputer	STUDIO	323	458	12	38.2				100%	5.3	5.3	83%	81%	5.3	5.3	25%	94%
Photography/2D Design Studio	STUDIO	411	1,300	16	81.3	16.7	16.7	71%	51%	11.3	6.0	36%	91%	30.3	19.0	69%	13%
Advanced Painting Studio	STUDIO	412	1,506	16	94.1	5.3	5.3	25%	94%	5.3	5.3	27%	94%	5.3	5.3	28%	94%
Drawing Studio	STUDIO	413	1,285	16	80.3	5.3	0.0	0%	100%	10.7	5.3	50%	89%	10.7	10.7	100%	56%
Painting Studio	STUDIO	414	1,164	16	72.8	5.3	5.3	69%	85%	5.3	5.3	100%	78%	5.3	5.3	81%	82%
Fiber/ Textiles Studio	STUDIO	416	1,164	20	58.2	10.7	10.7	37%	84%	10.7	10.7	40%	82%	10.7	10.7	23%	90%
Intermediate Drawing	STUDIO	426	1,035	16	64.7	5.3	5.3	75%	83%	5.3	0.0	0%	100%	5.3	5.3	94%	79%
Printmaking	STUDIO	C105	1,220	16	76.3				100%	5.3	5.3	40%	91%				100%
3D/Sculpture/Woodworking	STUDIO	C108	1,534	15	102.3	16.0	10.7	18%	92%	21.3	21.3	26%	77%	26.6	21.3	31%	66%
Woodworking/Tools Safety	STUDIO	C110	1,336	10	133.6	10.7	10.7	77%	66%	16.0	16.0	69%	54%	10.7	10.7	38%	83%
Ceramics Studio	STUDIO	C111	3,824	38	100.6	10.7	0.0	0%	100%	10.7	0.0	0%	100%	10.7	5.3	45%	80%
Jewelry/Metals	STUDIO	C112	1,170	20	58.5				100%	5.3	0.0	0%	100%	5.3	0.0	110%	76%
Printmaking studio	STUDIO	C114	818	12	68.2	10.7	0.0	0%	100%	5.3	5.3	80%	82%	10.7	5.3	41%	82%
Dark Room	STUDIO	321	502	5	100.4				100%				0%	5.3	5.3	42%	91%
	Subtotals	16	20,018	266	75.3	11.0	8.3	46%	84%	9.5	7.4	43%	87%	12.3	10.1	51%	74%
Music																	
Music Lab	STUDIO	214	814	30	27.1	20.9	20.9	28%	75%	17.9	17.9	25%	81%	13.6	13.6	39%	78%
Keyboard	STUDIO	260	751	11	68.3	10.2	10.2	90%	62%	6.5	6.5	90%	76%	8.7	8.7	67%	76%
Music Choir/Ensemble Room	STUDIO	B101	1,480	100	14.8	9.4	7.8	51%	83%	17.7	13.7	38%	78%	13.6	11.3	35%	80%
BAND ROOM	STUDIO	B103	2,440	140	17.4	30.3	20.9	33%	71%	21.5	17.2	37%	73%	25.6	17.4	35%	63%
	Subtotals	4	5,485	281	19.5	17.7	14.9	37%	77%	15.9	13.8	34%	80%	15.4	12.7	37%	76%
Performing Arts - Theatre																	
Black Box	THEATRE	110	1,339	24	55.8	3.0	3.0	88%	89%	7.3	7.3	31%	90%				100%

University of Wisconsin Green Bay
Instructional Space Utilization Analysis

College/Department/Program	Inventory Data					Fall 2019				Spring 2020				Fall 2021			
	Building	Room No.	Square Feet	Teaching Stations	Square Feet/Station	WRH-All	WRH-Day	SO%-All	Growth Potential	WRH-All	WRH-Day	SO%-All	Growth Potential	WRH-All	WRH-Day	SO%-All	Growth Potential
Acting Studio	THEATRE	210	463	16	28.9	3.0	3.0	13%	98%	3.8	3.8	63%	90%	15.5	15.5	39%	75%
Acting Studio	THEATRE	212	1,469	20	73.5	11.7	11.7	87%	58%	14.7	14.7	64%	61%	3.0	3.0	17%	98%
Tap Room	THEATRE	132-1	1,875	30	62.5	13.3	13.3	63%	65%	14.7	14.7	56%	66%	10.3	10.3	51%	78%
Costume Shop	THEATRE	111-1	2,042	12	170.2	4.3	4.3	42%	92%	0.0	0.0	0%	100%	7.3	6.9	44%	87%
	Subtotals	5	7,188	102	70.5	7.1	7.1	68%	80%	10.1	10.1	56%	76%	9.0	8.9	42%	84%
Writing Center																	
Writing Lab	LIBRARY	102	1,000	25	40	20.1	20.1	85%	29%	14.7	14.7	76%	54%	15	15	99%	38%
	Subtotals	1	1,000	25	40	20.1	20.1	85%	29%	14.7	14.7	76%	54%	15	15	99%	38%
	AHSS Totals	26	33,691	674	50.0	11.1	9.2	48%	81%	10.3	8.7	43%	84%	11.7	9.9	48%	76%
COFRIN SCHOOL OF BUSINESS																	
	INSTRUCT	1034	965	20	48.3	3	3	90%	89%	7.3	0	0%	100%	0	0	0%	100%
ENROLLMENT MANAGEMENT																	
Registrar																	
Microcomputer	INSTRUCT	1129 E	1,040	25	41.6	20.7	20.2	87%	27%	22.7	22.2	76%	30%	17.8	17.3	33%	75%
Microcomputer	INSTRUCT	1129 J	1,007	25	40.3	12.3	11.8	65%	68%	6	5.5	90%	79%	6.3	6.3	34%	91%
Microcomputer	LABSCI	102	984	25	39.4	19.7	17.4	74%	46%	6	5.8	45%	89%	11.8	5.8	40%	80%
	EM Totals	3	3,031	75	40.4	17.5	16.4	77%	47%	11.6	11.2	73%	66%	11.9	9.8	35%	82%
COLLEGE OF HEALTH, EDUCATION AND SOCIAL WELFARE																	
Nursing and Health Studies																	
NURSING	MAC	117	1,267	20	63.4	0	0	0%	0%	0	0	0%	0%	8.2	8.2	56%	81%
NURSING	WOOD	317	1,200	12	100	2	2	0%	0%	0	0	0%	0%	14.7	14	71%	57%
NURSING	WOOD	324	733	10	73.3	0	0	0%	0%	0	0	0%	0%	14.7	14	71%	57%
	Subtotals	3	3,200	42	76.2	2	2	0%	0%	0	0	0%	0%	12.5	12.1	66%	65%
Social Work																	
DIST ED	MAC	133	614	10	61.4	5.5	5.5	91%	79%	0	0	0%	0%	5	5	94%	80%
Observation	MAC	131	212	10	21.2	5.5	5.5	91%	79%	0	0	0%	0%	5	5	94%	80%
	Subtotals	2	826	20	41.3	5.5	5.5	91%	79%	0	0	0%	0%	5	5	94%	80%
	HESW Totals	5	4026	62	0	4.3	4.3	0.9	0.8	0	0	0	0	9.5	9.2	74%	71%
INFORMATION SERVICES																	

University of Wisconsin Green Bay
Instructional Space Utilization Analysis

College/Department/Program	Inventory Data					Fall 2019				Spring 2020				Fall 2021			
	Building	Room No.	Square Feet	Teaching Stations	Square Feet/Station	WRH-All	WRH-Day	SO%-All	Growth Potential	WRH-All	WRH-Day	SO%-All	Growth Potential	WRH-All	WRH-Day	SO%-All	Growth Potential
PC Computer Lab	INSTRUCT	1129 A	1,451	45	32.2	20.5	17.6	85%	37%	15.7	15.7	88%	42%	24.1	22.1	68%	32%
PC Computer Lab	INSTRUCT	1129 B	1,036	31	33.4	8.6	8.6	88%	68%	10.9	10.9	23%	89%	12.7	12.7	74%	61%
ITLS Total		2	2,487	76	32.7	14.6	13.1	86%	53%	13.3	13.3	61%	66%	18.4	17.4	69%	47%
COLLEGE OF SCIENCE AND TECHNOLOGY																	
Natural and Applied Science																	
Biology Labs																	
General Biology Lab	LABSCI	210	1,345	24	56.0	9.0	8.8	91%	67%	9.0	8.8	84%	69%	6.0	6.0	94%	77%
General Biology Lab	LABSCI	212	1,339	24	55.8	24.0	23.5	77%	25%	21.0	20.8	68%	41%	27.0	26.5	88%	1%
Mycology/Plant Physiology/Ecology	LABSCI	214	1,343	24	56.0	24.1	23.8	68%	32%	3.0	3.0	100%	88%	12.0	11.5	75%	63%
Cell Biology/Genetics/Biochemistry	LABSCI	306	1,365	24	56.9	15.0	14.5	70%	58%	9.0	8.8	69%	75%	15.0	14.8	93%	42%
Microbiology	LABSCI	310	1,352	24	56.3	15.0	15.0	98%	39%	9.0	9.0	100%	63%	23.8	23.3	42%	58%
Wetland Ecology /Entomology Lab	MAC	139	1,406	24	58.6	3.0	3.0	50%	94%	3.0	3.0	83%	90%	3.0	3.0	23%	97%
Subtotals		6	8,150	144	56.6	15.0	14.8	76%	54%	9.0	8.9	84%	69%	14.5	14.2	66%	60%
Geology Lab																	
Geoscience TL SMART BOARD	LABSCI	116	1,330	24	55.4	11.2	10.7	44%	80%	14.2	14.2	36%	79%	13.3	12.8	43%	76%
Geoscience/Environmental Science	LABSCI	118	1,321	24	55.0	8.9	8.7	42%	85%	6.2	5.8	33%	92%	9.0	8.8	40%	85%
Subtotals		2	2,651	48	55.2	10.0	9.7	43%	82%	10.2	10.0	35%	85%	11.2	10.8	42%	80%
Kinetics Lab	LABSCI	419	1,339	24	55.8	9.0	8.8	60%	78%	12.2	11.9	53%	74%	9.0	8.8	42%	84%
Chemistry Lab																	
General Chemistry	LABSCIADD	206	1,390	24	57.9	21.0	20.8	85%	26%	24.0	23.8	86%	15%	12.0	11.5	88%	56%
General Chemistry	LABSCIADD	208	1,390	24	57.9	18.0	17.8	87%	36%	21.0	20.5	78%	34%	18.0	17.8	80%	40%
Organic Chemistry	LABSCI	406	1,366	24	56.9	12.0	12.0	91%	55%	15.0	15.0	88%	45%	6.0	5.8	92%	77%
Subtotals		3	4,146	72	57.6	17.0	16.8	87%	39%	20.0	19.8	84%	31%	12.0	11.7	84%	58%
Human Biology																	

University of Wisconsin Green Bay
Instructional Space Utilization Analysis

College/Department/Program	Inventory Data					Fall 2019				Spring 2020				Fall 2021			
	Building	Room No.	Square Feet	Teaching Stations	Square Feet/Station	WRH-All	WRH-Day	SO%-All	Growth Potential	WRH-All	WRH-Day	SO%-All	Growth Potential	WRH-All	WRH-Day	SO%-All	Growth Potential
Athletic Training/Physical Therapy	LABSCI	307	1,129	16	70.6	19	16	11%	92%	22.5	22.5	8%	93%	17.3	17.3	13%	90%
A&P	LABSCIADD	316	1,390	24	57.9	15	14.5	89%	46%	18	17.5	83%	40%	18	17.5	82%	39%
Kinesiology Lab	LABSCIADD	319	1,390	24	57.9	3	3	92%	89%	6	6	48%	88%	3	3	95%	88%
	Subtotals	3	3,909	64	61.1	12.3	11.2	60%	72%	15.5	15.3	48%	69%	12.8	12.6	58%	69%
Engineering																	
Dry Lab	INSTRUCT	1067	20	45.1	45.1	6.0	4.5	0.3	93%	6.0	4.5	19%	96%	0.0	0.0	0%	0%
MATERIALS LAB	STEM	155	24	49.8	59.8	0.0	0.0	0.0	100%	6.3	6.0	19%	95%	3.0	3.0	33%	96%
COMPUTER LAB	STEM	214	24	31.2	37.5	21.7	17.0	0.7	52%	14.7	7.0	31%	91%	10.0	6.0	62%	74%
NUTRITION LAB	STEM	219	12	101.9	61.2	9.0	9.0	0.9	65%	6.3	6.3	101%	74%	3.0	3.0	167%	79%
THERMAL LAB	STEM	229	24	56.7	68.1	0.0	0.0	0.0	100%	19.4	19.4	79%	36%	15.2	15.2	46%	71%
FLUIDS LAB	STEM	230	24	50.2	60.2	0.0	0.0	0.0	100%	3.0	3.0	83%	90%	15.0	15.0	57%	64%
CONTROLS LAB	STEM	231	24	50.0	60.0	0.0	0.0	0.0	100%	3.0	3.0	50%	94%	2.0	2.0	25%	98%
CARTOGRAPHY	MAC	231	12	112.3	67.4	5.3	0.0	0.0	100%	5.3	0.0	0%	100%	5.3	0.0	133%	70%
	Subtotals	8	164	56.0	57.4	10.5	7.6	60%	81%	8.0	6.2	51%	87%	7.7	6.3	59%	81%
Computer Sciences																	
NSA LAB	MAC	120	1,065	25	42.6	3	3	44%	95%	0	0	0%	0%	3	3	64%	92%
Microcomputer	MAC	122	1,120	25	44.8	31.4	29.6	86%	-6%	30.3	29	83%	0%	4.5	4.5	104%	81%
	Subtotals	2	2,185	50	43.7	17.2	16.3	82%	44%	30.3	29	83%	0%	3.8	3.8	88%	86%
SET Totals		25	31,562	566	55.8	13.5	12.6	67%	65%	12.0	11.2	61%	72%	10.6	10.0	64%	72%
Campus Totals		62	75,762	1,473	51.4	12.6	11.2	61%	68%	11.7	10.4	52%	75%	11.8	10.6	56%	72%



MILWAUKEE | MADISON | CHICAGO