



# UW-Green Bay Fact Sheet, Fall 2015


Click the  for details


**Total Enrollment: 6,779**


## Enrollment

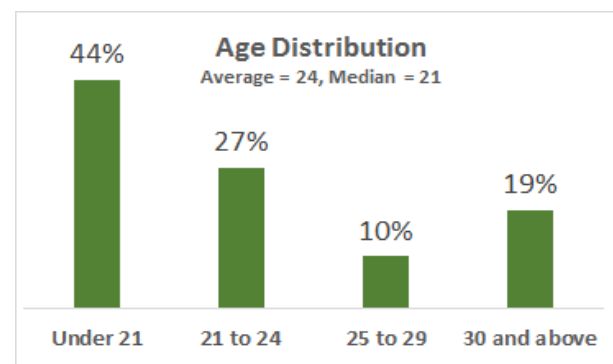
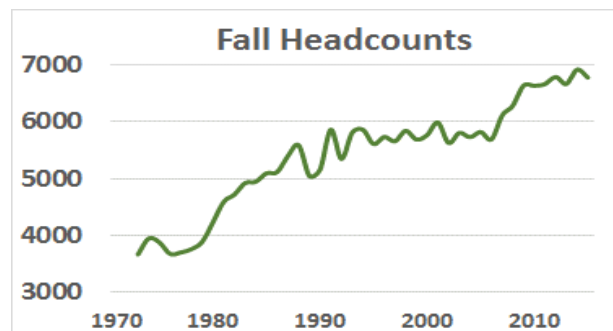
4,532 women (67%) and 2,247 men (33%)   
4,065 full-time (60%) and 2,714 part-time (40%)

6,528 undergraduate level (96%)  
251 graduate level (4%)

714 underrepresented minorities (11%)  
113 from other minority backgrounds (2%)  
108 International Students (any race) (2%)  
5,844 White and unknown (86%) 



6,249 Wisconsin Residents (92%)  
23% attended Brown County high schools  
56% attended high school in the NEW North region  
252 from other Midwest states (4%)  
278 from other states and countries (4%) 


58% of undergraduates are first generation students  
35% of full-time bachelor's students received Pell Grants   
3% are Veterans and 16% are children or spouses of Veterans

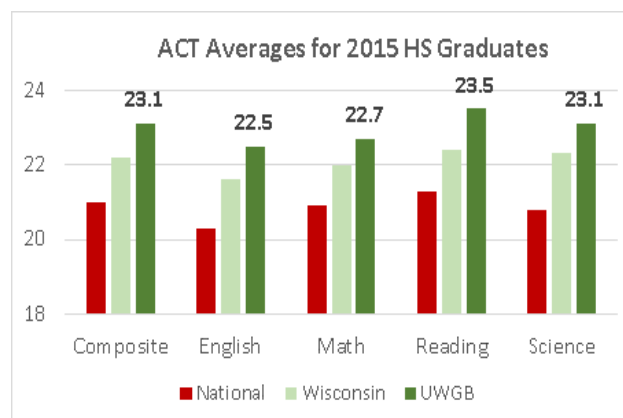



## New Students

789 New Freshmen, 661 New Transfer Students  
80 New Master's Students

Average high school GPA for New Freshmen: 3.41   
Average ACT Composite for New Freshmen: 22.7 

Top high schools include Green Bay Preble, Bay Port, Green Bay West and De Pere. The top transfer source is Northeast Wisconsin Technical College. 



	Applications	Admissions	Admit Rate	Enrolled	Yield
Freshmen	2786	1809	65%	789	44%
Transfers	1516	1097	72%	661	60%

# Academics

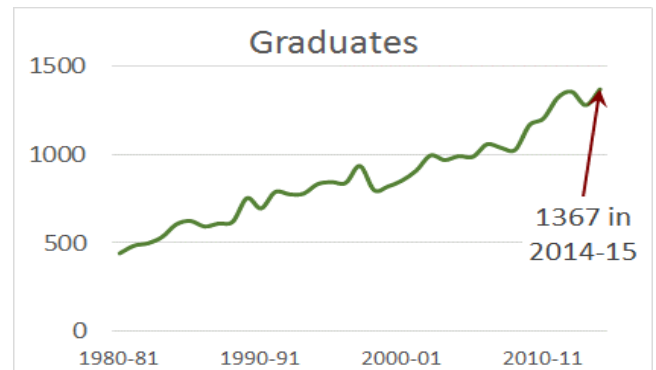
41 undergraduate majors and 7 additional minors 🐼

7 master's programs 🐼



See twenty years of graduates for all majors online: 🐼

More information about graduates available at: 🐼



Total degrees awarded: 34,470 (Through September 2015)

Retention rate for full-time freshmen: 75% 🐼

Six-year graduation rate: 47% 🐼

Number of full-time instructors (2014): 189

28 full professors, 82 associate professors,

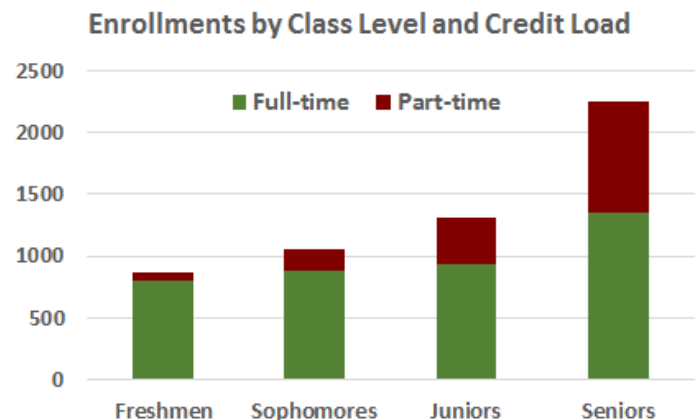
46 assistant professors and 33 lecturers

Their average salary was \$57,660 🐼

Student-faculty ratio: 23:1

32% of sections have fewer than 20 students

91% of sections have fewer than 50 students



74% of recent graduates are employed, 8% are in graduate school, 14% are working and in school 🐼

80% of 2013-14 bachelor's recipients graduated with loan debt. The average borrower owed \$27,470 and the average graduate owed \$21,864. 🐼

## Student Services

Student Organizations: 104 🐼

Division I Student Athletes: 242 🐼

1,964 students live on campus, 🐼

including 79% of all New Fall Freshmen

75% of bachelor's students completed the 2015 FAFSA;  
their median family income was \$57,000

**Estimated costs for a full-time undergraduate  
from Wisconsin who lives on campus, 2015-16**

