



UW-Green Bay Fact Sheet, Fall 2016


Click the  for details


Total Enrollment: 7,030


Enrollment

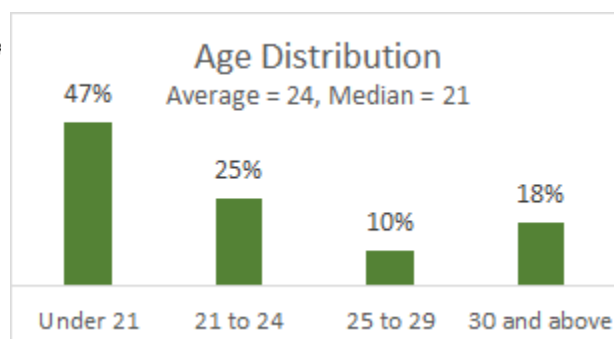
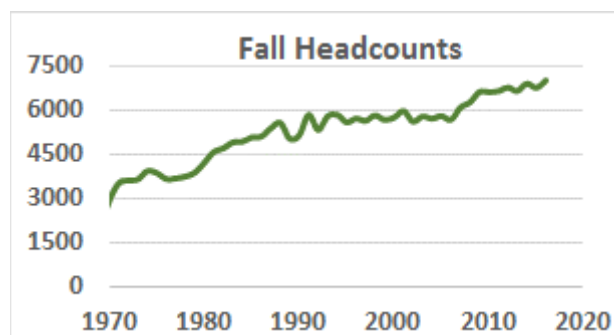
4,680 women (67%) and 2,350 men (33%) 
4,082 full-time (58%) and 2,948 part-time (42%)

6,758 undergraduate level (96%)
272 graduate level (4%)

792 underrepresented minorities (11%) 
127 from other minority backgrounds (2%)
105 International Students (any race) (1%)
6,006 White and unknown (85%)



6,420 Wisconsin Residents (91%) 
24% attended Brown County high schools
55% attended high school in the NEW North region
86% attended high school in Wisconsin
303 from other Midwest states (4%)
307 from other states and countries (4%)


56% of undergraduates are first generation students
34% of full-time bachelor's students received Pell Grants 
4% are Veterans and 16% are children or spouses of Veterans

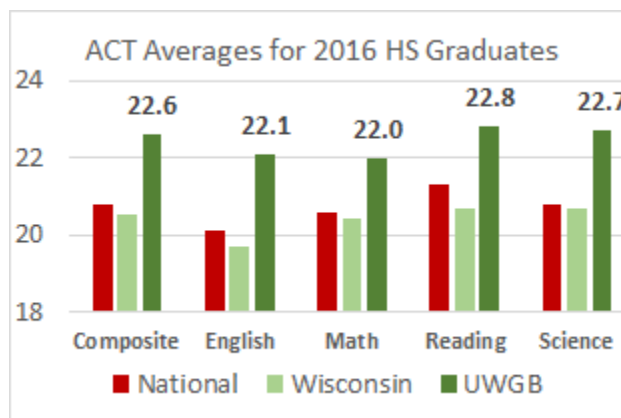



New Students

872 New Freshmen, 681 New Transfer Students
76 New Master's Students

Average high school GPA for New Freshmen: 3.33 
Average ACT Composite for New Freshmen: 22.6 

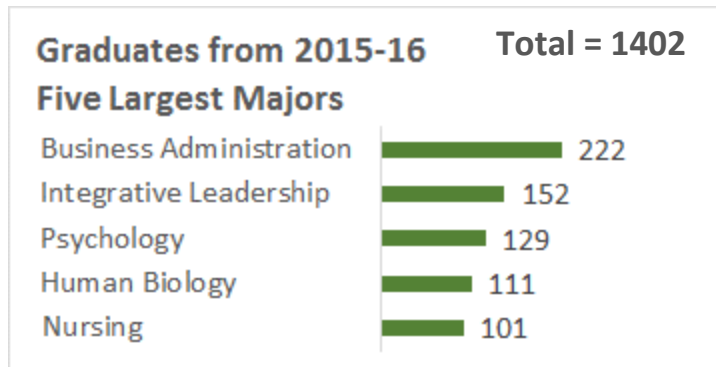
Top high schools include Green Bay Preble, Bay Port and Ashwaubenon. The top transfer source is Northeast Wisconsin Technical College. 



 Fall Applications	Applications Started	Admissions	Admit Rate	Enrolled	Yield
Freshmen	2690	1966	73%	872	44%
Transfers	1142	1097	77%	681	77%

Academics

41 undergraduate majors and 7 additional minors 🐾, and 8 master's programs 🐾



See twenty years of graduates for all majors online: 🐾
Information about recent graduates is available at: 🐾

As of Fall 2016, UW-Green Bay has graduated 35,165 students. 37% of all living alumni live or work in Brown County, 62% live or work in Northeast Wisconsin, and 80% live or work in Wisconsin.

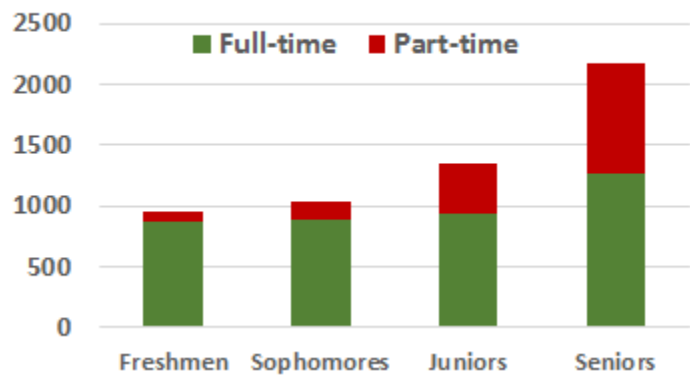
Alumni maps are available online: 🐾

Retention rate for full-time freshmen: 74% 🐾
Six-year graduation rate: 50% 🐾

Number of full-time instructors (2015): 185
32 full professors, 80 associate professors,
40 assistant professors and 33 lecturers
Their median salary was \$56,022 🐾

Student-faculty ratio: 21:1
32% of sections have fewer than 20 students
90% of sections have fewer than 50 students

Enrollment by Class Level and Credit Load



78% of recent graduates are employed, 9% are in graduate school, 10% are working and in school 🐾
72% of 2015-16 bachelor's recipients graduated with loan debt averaging \$23,040. 🐾

Student Services and Scholarships

Student Organizations: > 100 🐾

Division I Student Athletes: 246 🐾

1,906 students live on campus 🐾

83% of full-time undergraduates received financial aid

Financial Aid Type	Number of Recipients	Percent of Students	Average Amount	Total Amount
Loans	2467	62%	\$4,228	\$10,431,521
Grants	1821	46%	\$2,279	\$4,149,201
Waivers and Work Study	443	11%	\$3,401	\$1,506,791
Athletic Scholarships	210	5%	\$8,782	\$1,844,135
Other UWGB Scholarships	499	13%	\$1,373	\$684,972
Private Scholarships	609	15%	\$2,433	\$1,481,605
Any Aid	3291	83%	\$5,077	\$16,707,062

Estimated costs for a full-time undergraduate from Wisconsin who lives on campus, 2016-17

