

Wisconsin Training System Evaluation 2009

Caseworker Questionnaire: NEW Partnership

Wisconsin Training System Evaluation Caseworker Questionnaire

1. "I have read this entire form and I understand it completely. All of my questions regarding this form or this study have been answered to complete satisfaction. I agree to participate in this research. I understand that by selecting I AGREE below and by completing the attached survey I am giving my consent to participate in this study."

		Response Percent	Response Count
I Agree		100.0%	123
		<i>answered question</i>	123
		<i>skipped question</i>	0









2. 1. Are Child Welfare training workshops offered in enough variety of topic areas to meet your training needs as a child welfare caseworker?

		Response Percent	Response Count
YES		73.0%	89
NO		27.0%	33
What trainings are currently not offered that you think are needed?			48
		<i>answered question</i>	122
		<i>skipped question</i>	1

3. 2. Are training workshops scheduled frequently enough so that you can attend training at the time you need it?

		Response Percent	Response Count
YES		76.2%	93
NO		23.8%	29
		<i>answered question</i>	122
		<i>skipped question</i>	1


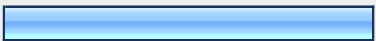
4. 3. Please check which, if any, of the following factors pose barriers to you when attending training workshops. Check all that apply:

		Response Percent	Response Count
Coverage issues—several staff cannot attend training at the same time		46.7%	49
Difficulty in being freed from job responsibilities to attend training		42.9%	45
Limited agency funding to cover travel costs		36.2%	38
Agency managers and/or supervisors do not support staff attending training		1.9%	2
Training is generally held too far from the home or office of staff to make attending feasible		29.5%	31
Late announcements of training sessions; inadequate lead time		9.5%	10
Not enough workshops offered on relevant topics		30.5%	32
Other (please specify)		14.3%	15
		answered question	105
		skipped question	18

5. Please rate the extent to which you agree or disagree with each of the following statements:

	Disagree	Disagree Somewhat	Neither Agree nor Disagree	Agree Somewhat	Agree	Rating Average	Response Count
4. Child welfare Foundation training has improved my ability to do my job	1.6% (2)	4.1% (5)	19.7% (24)	36.1% (44)	38.5% (47)	4.06	122
5. My supervisor is supportive of me attending child welfare training	0.0% (0)	0.8% (1)	4.1% (5)	16.3% (20)	78.9% (97)	4.73	123
6. Agency directors/managers are supportive of me attending child welfare training	0.8% (1)	3.3% (4)	5.7% (7)	22.1% (27)	68.0% (83)	4.53	122
7. Child welfare special topics training has improved my ability to do my job	0.8% (1)	0.8% (1)	14.6% (18)	43.9% (54)	39.8% (49)	4.21	123
8. Child welfare training has taught me skills that I need to do my job	1.6% (2)	2.4% (3)	9.8% (12)	53.7% (66)	32.5% (40)	4.13	123
9. The child welfare training courses meet the needs of my agency	1.6% (2)	1.6% (2)	19.5% (24)	41.5% (51)	35.8% (44)	4.08	123
10. In general, child welfare training is culturally respectful to diverse training participants	0.0% (0)	3.3% (4)	15.0% (18)	29.2% (35)	52.5% (63)	4.31	120
11. Child welfare training teaches skills for how to work with families of diverse cultures/ethnicities	0.8% (1)	8.2% (10)	23.8% (29)	38.5% (47)	28.7% (35)	3.86	122
12. Distance learning training (where the instructor and the participants are in different locations) is offered for a variety of child welfare courses	10.1% (12)	23.5% (28)	48.7% (58)	11.8% (14)	5.9% (7)	2.80	119
13. I am satisfied with the number and variety of courses offered though distance learning	9.2% (11)	22.5% (27)	48.3% (58)	12.5% (15)	7.5% (9)	2.87	120
14. I use the skills that I learn in training on the job	1.6% (2)	2.5% (3)	9.8% (12)	51.6% (63)	34.4% (42)	4.15	122
15. My supervisor encourages me to use the skills that I learn in training on the job	4.9% (6)	1.6% (2)	15.6% (19)	28.7% (35)	49.2% (60)	4.16	122
16. Agency directors/managers are supportive of me implementing skills learned in training in my job	4.2% (5)	2.5% (3)	19.2% (23)	30.0% (36)	44.2% (53)	4.08	120

	<i>answered question</i>	123
	<i>skipped question</i>	0

6. 17. Have you attended ICW trainings?			Response Percent	Response Count
Yes			59.3%	73
No			40.7%	50
			<i>answered question</i>	123
			<i>skipped question</i>	0

7. Please rate the extent to which you agree or disagree with the following statement:								
	Disagree	Disagree Somewhat	Neither Agree nor Disagree	Agree Somewhat	Agree	Rating Average	Response Count	
18. In general, the ICW trainings are culturally responsive to the needs of Indian families	0.0% (0)	5.6% (4)	27.8% (20)	29.2% (21)	37.5% (27)	3.99	72	
							<i>answered question</i>	72
							<i>skipped question</i>	51

8. Please rate the extent to which you agree or disagree with the following statement:								
	Disagree	Disagree Somewhat	Neither Agree nor Disagree	Agree Somewhat	Agree	Rating Average	Response Count	
19. In general, the child welfare trainings reflect the culture and values of my agency	0.0% (0)	2.0% (1)	14.0% (7)	44.0% (22)	40.0% (20)	4.22	50	
							<i>answered question</i>	50
							<i>skipped question</i>	73

9. Please answer the following questions about the child welfare trainers in your region:

	Disagree	Disagree Somewhat	Neither Agree nor Disagree	Agree Somewhat	Agree	Rating Average	Response Count
20. Overall, the child welfare trainers are competent	0.8% (1)	0.0% (0)	5.7% (7)	26.8% (33)	66.7% (82)	4.59	123
21. The child welfare trainers are organized and well-prepared	0.0% (0)	0.8% (1)	5.7% (7)	33.3% (41)	60.2% (74)	4.53	123
22. Child welfare trainers are able to engage the participants	0.8% (1)	1.6% (2)	8.1% (10)	34.1% (42)	55.3% (68)	4.41	123
23. In general, child welfare trainers are respectful	0.0% (0)	0.8% (1)	4.9% (6)	18.7% (23)	75.6% (93)	4.69	123
	<i>answered question</i>						123
	<i>skipped question</i>						0

10. 24. Do you have any comments or suggestions about the child welfare trainers?






	Response Count
	21
	<i>answered question</i> 21
	<i>skipped question</i> 102




11. Please rate the extent to which you agree or disagree with each of the following statements:							
	Disagree	Disagree Somewhat	Neither Agree nor Disagree	Agree Somewhat	Agree	Rating Average	Response Count
25. The processes for getting the right people to the right training are working effectively	1.6% (2)	1.6% (2)	29.5% (36)	38.5% (47)	28.7% (35)	3.91	122
26. Sufficient training materials (e.g., handouts, PowerPoints, etc.) are in place for all trainings	0.0% (0)	1.6% (2)	5.7% (7)	32.5% (40)	60.2% (74)	4.51	123
27. Audiovisual/computer equipment is used effectively	0.0% (0)	0.0% (0)	8.9% (11)	35.0% (43)	56.1% (69)	4.47	123
28. Training facilities are adequate	0.8% (1)	1.6% (2)	11.5% (14)	39.3% (48)	46.7% (57)	4.30	122
	<i>answered question</i>						123
	<i>skipped question</i>						0






12. 29. Do you have any comments or suggestions you would like to make about the logistics of training?	
	Response Count
	18
	<i>answered question</i>
	18
	<i>skipped question</i>
	105


13. 30. What are the greatest strengths of the Wisconsin Child Welfare Training System?	
	Response Count
	76
	<i>answered question</i>
	76
	<i>skipped question</i>
	47



14. 31. How do you think the Wisconsin Training System could be improved to meet the needs of your agency?		
		Response Count
		63
<i>answered question</i>		63
<i>skipped question</i>		60

15. 32. In what region is your agency?			
		Response Percent	Response Count
Western		0.0%	0
NEW		100.0%	123
Southern		0.0%	0
ICW		0.0%	0
Milwaukee		0.0%	0
<i>answered question</i>			123
<i>skipped question</i>			0

16. 33. What is the total number of child welfare staff employed by your agency? Include caseworkers, supervisors, and managers. Check one:			
		Response Percent	Response Count
1-15 staff		28.5%	35
16-50 staff		43.1%	53
51-99 staff		23.6%	29
100+ staff		4.9%	6
<i>answered question</i>			123
<i>skipped question</i>			0

17. 34. How long have you been in your current position?			Response Percent	Response Count
Less than one year			10.6%	13
1 to 2 years			12.2%	15
3 to 5 years			26.8%	33
6 to 10 years			13.8%	17
More than 10 years			36.6%	45
		answered question		123
		skipped question		0






18. 35. How long have you worked in child welfare?			Response Percent	Response Count
Less than one year			3.3%	4
1 to 2 years			9.0%	11
3 to 5 years			18.0%	22
6 to 10 years			23.8%	29
More than 10 years			45.9%	56
		answered question		122
		skipped question		1

19. 36. Is your primary job Child Protective Services?			Response Percent	Response Count
Yes			61.0%	75
No			39.0%	48
		answered question		123
		skipped question		0

20. 37. In which CPS area do you work?			Response Percent	Response Count
Access			12.0%	9
Initial Assessment			38.7%	29
Ongoing			34.7%	26
General			4.0%	3
Other (please specify)			10.7%	8
			<i>answered question</i>	75
			<i>skipped question</i>	48

21. 38. What is your primary job?			Response Percent	Response Count
Combination of CPS and Juvenile Justice			31.9%	15
Foster Care Coordinator			10.6%	5
Other (please specify)			57.4%	27
			<i>answered question</i>	47
			<i>skipped question</i>	76

22. 39. What is your highest educational degree?

		Response Percent	Response Count
BA/BS		39.7%	48
MSW		27.3%	33
BSW		22.3%	27
MA/MS		6.6%	8
Other (please specify)		4.1%	5
		<i>answered question</i>	121
		<i>skipped question</i>	2

23. 40. Please specify the discipline in which you received you degree.

		Response Count
		106
		<i>answered question</i>
		106
		<i>skipped question</i>
		17