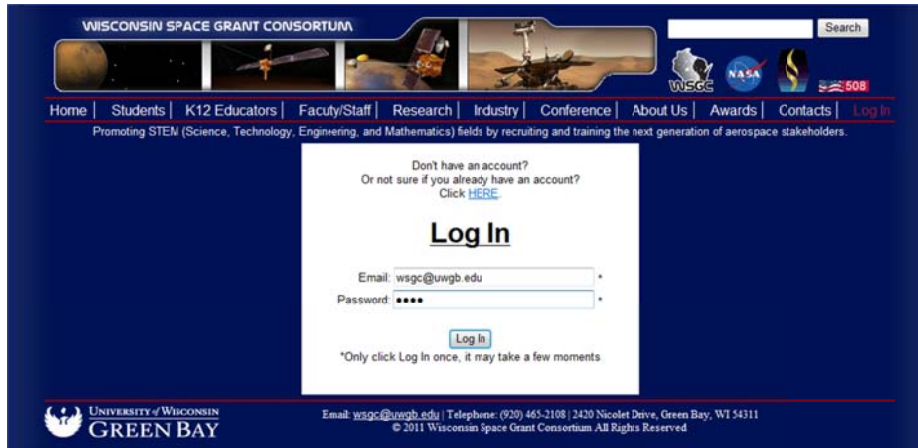
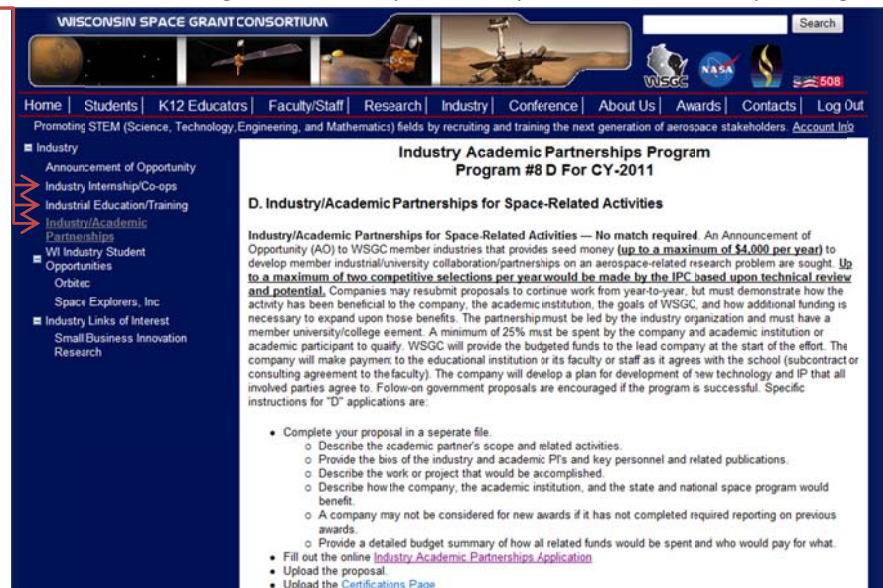


Applying to: Industry Programs

1. Login with your username and password

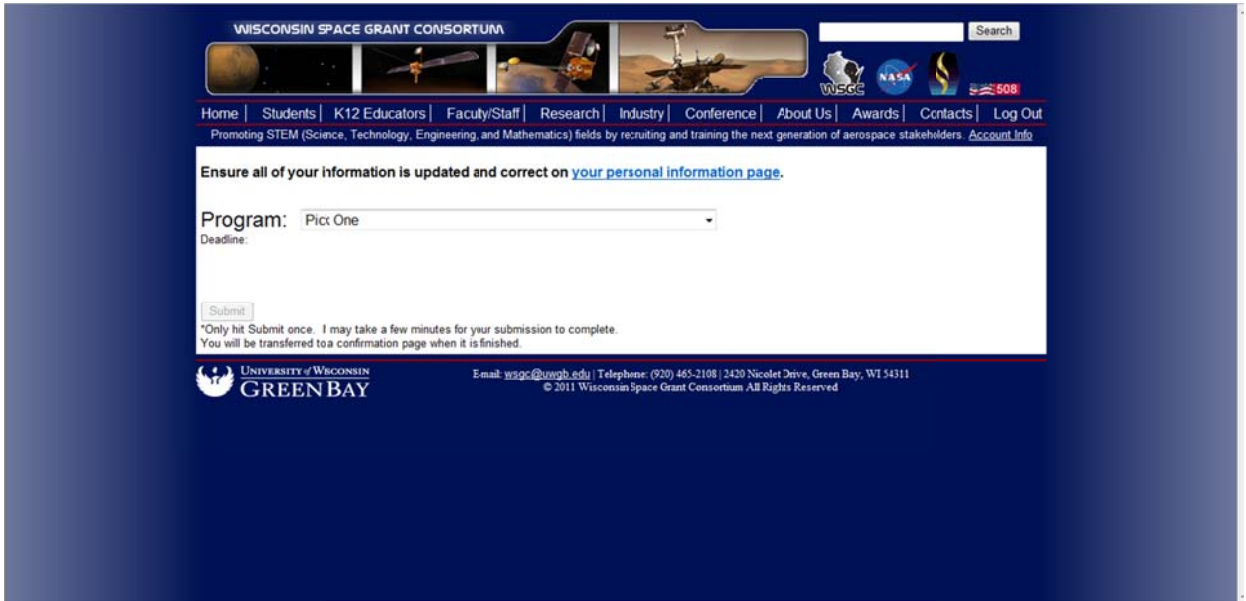


2. Click on the "Industry" tab
 - a. Depending on the type of industry program you will be participating in (internship, education/training or academic partnership), select the corresponding link.



- b. Read all information provided before applying.
3. Click on the link that says "Industry Internship Application", "Industry Education/Training Application", or "Industry Academic Partnership Application"

4. It will bring you to a page that looks like this:



a. Select the correct industry program from the drop down menu for which you are applying to see this:

A screenshot of the proposal submission form. The "Program:" dropdown menu is set to "2011-2012 Industrial Academic Research Seed - D" and the "Deadline:" is "11/00/2011". The "Proposal Information:" section includes fields for "WSGC Funds Requested: (no commas) \$", "Proposed match(1:1 minimum): (no commas) \$", and "Time Frame That Best Matches Your Project: Pick One". The "Endorsements by WSGC Industry Member Company Official:" section has fields for "Salutation: Pick One - Optional", "First:", "Middle:", "Last:", "Email:", "Confirm Email:", and "Phone (no spaces/dashes/etc):". The "Endorsements by Employee Supervisor:" section has similar fields. Below these is a "Proposal Requirements" section with the instruction: "Upload in Microsoft Word, Excel, JPG, or PDF format only." It includes two "Upload your..." fields with "Browse..." buttons: "Upload your proposal file:" and "Upload your signed Certifications Page:". A "Submit" button is at the bottom.

b. Read the Proposal Requirements document and upload all required documents.

5. Hit submit and you will be applied.

****NOTE:** You must be classified as a PROFESSIONAL, PROFESSOR, or K12_EDUCATOR to apply to this program. This is determined on your Personal Information page Under the Account info link at the top right of the screen.

