



UW-Green Bay Fact Sheet, Fall 2013


Click the  for details


Total Enrollment: 6,667


Enrollment

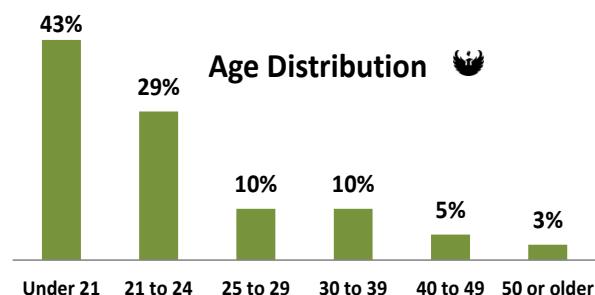
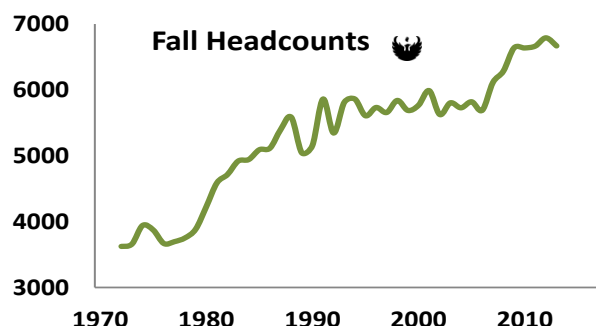
4,357 women (65%) and 2,310 men (35%) 
 4,372 full-time (66%) and 2,295 part-time (34%)

6,444 undergraduate level (97%)
 223 graduate level (3%)

631 from underrepresented minority backgrounds (10%)
 98 from other minority backgrounds (1%)
 121 International Students (any race) (2%)
 5,817 White and unknown (87%) 



6,176 Wisconsin Residents (93%)
 26% graduated from Brown County high schools
 62% graduated from high schools in the NEW North region
 236 from other Midwest states (3%)
 255 from other states and countries (4%) 


60% of undergraduates are first generation students
 36% of full-time bachelor's students received Pell Grants 
 4% are Veterans and 14% are children or spouses of Veterans



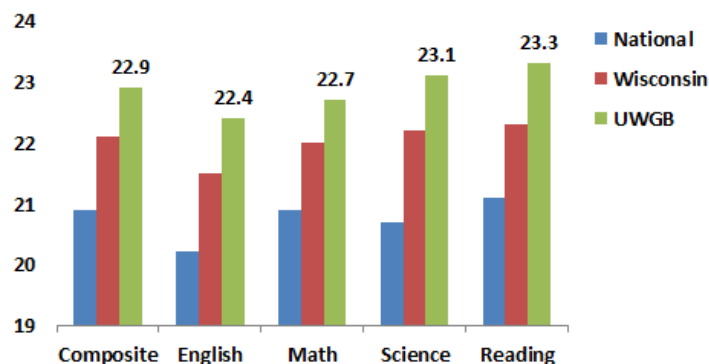
New Students


809 New Freshmen, 651 New Transfer Students
 70 New Master's Students

Average high school GPA for New Freshmen: 3.37 
 Average ACT Composite for New Freshmen: 22.9 

Top high schools include Green Bay Preble, Bay Port and Green Bay Southwest. The top source of transfer students is Northeast Wisconsin Technical College. 

ACT Averages for 2013 HS Graduates



	Applications	Admissions	Admit Rate	Enrolled	Yield
Freshmen	2920	1929	66%	809	42%
Transfers	1407	1006	72%	651	65%

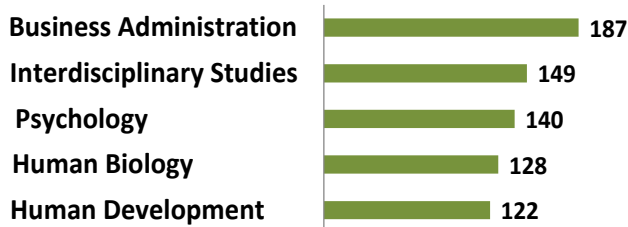
Academics

38 undergraduate majors and 7 undergraduate minors 🐼

6 master's programs 🐼

Graduates from 2012-13

Five largest majors



See twenty years of graduates for all majors online: 🐼

Retention rate for full-time freshmen: 72% 🐼

Six-year graduation rate: 46% 🐼

Number of full-time instructors (2012): 188
 25 full professors, 82 associate professors,
 49 assistant professors and 32 lecturers
 Their average salary was \$56,481 🐼

Student-faculty ratio: 23:1

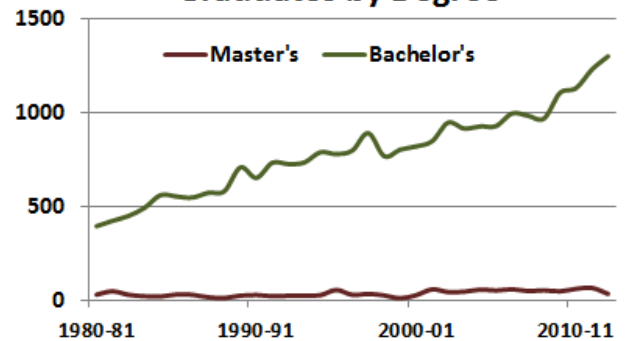
31% of sections have fewer than 20 students

81% of sections have fewer than 50 students

72% of recent graduates are employed, 13% are in graduate school, 12% are working and in school 🐼

75% of 2011-12 bachelor's recipients graduated with loan debt. The average borrower owed \$25,188, and the average graduate owed \$18,856. 🐼

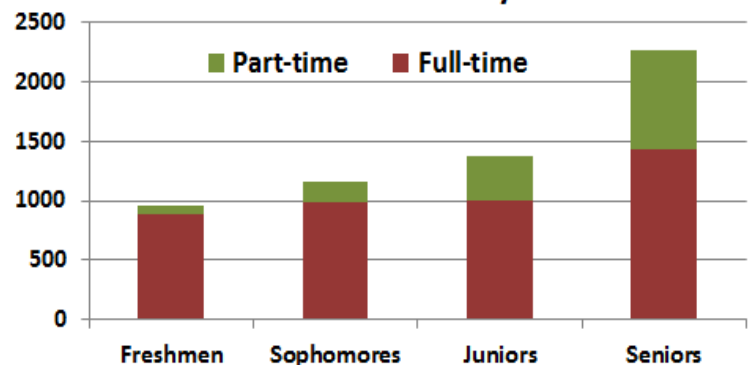
Graduates by Degree



More information about graduates available at: 🐼

Total degrees awarded: 31,772 (Fall 2013)

Bachelor's Students by Class



Student Services

Student Organizations: 109 🐼

Division I Student Athletes: 248 🐼

1,919 students live on campus, 🐼
 including 75% of all New Fall Freshmen

76% of bachelor's students completed the 2013 FAFSA;
 their median family income was \$54,000

Estimated costs for a full-time undergraduate
 from Wisconsin who lives on campus, 2013-14

