



UW-Green Bay Fact Sheet, Fall 2014


Click the  for details


Total Enrollment: 6,921


Enrollment

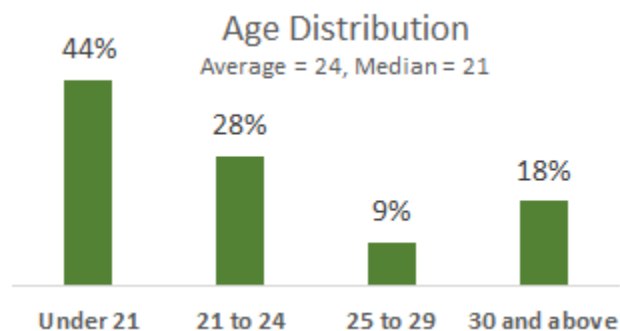
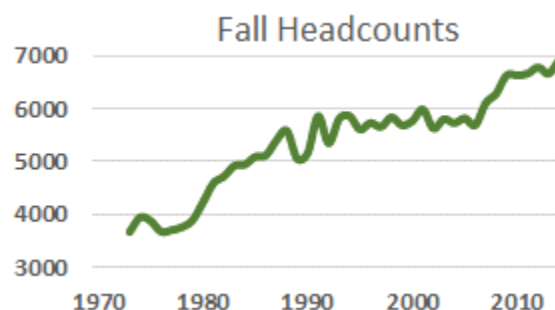
4,534 women (66%) and 2,387 men (34%) 
4,266 full-time (62%) and 2,655 part-time (38%)

6,668 undergraduate level (96%)
253 graduate level (4%)

688 underrepresented minorities (10%)
115 from other minority backgrounds (2%)
122 International Students (any race) (2%)
5,996 White and unknown (87%) 



6,406 Wisconsin Residents (92%)
24% attended Brown County high schools
57% attended high school in the NEW North region
253 from other Midwest states (4%)
262 from other states and countries (4%) 


60% of undergraduates are first generation students
36% of full-time bachelor's students received Pell Grants 
4% are Veterans and 15% are children or spouses of Veterans

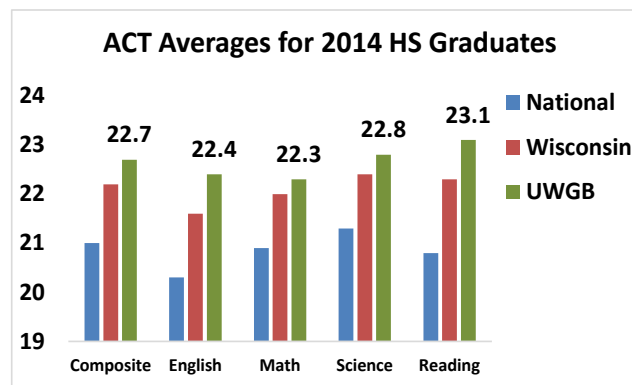



New Students

770 New Freshmen, 700 New Transfer Students
68 New Master's Students

Average high school GPA for New Freshmen: 3.33 
Average ACT Composite for New Freshmen: 22.7 

Top high schools include Green Bay Preble, De Pere and Bay Port. The top source of transfer students is Northeast Wisconsin Technical College. 



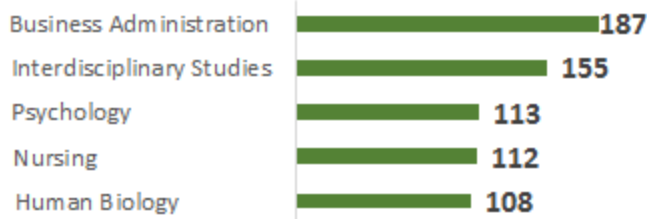
	Applications	Admissions	Admit Rate	Enrolled	Yield
Freshmen	2483	1699	68%	770	45%
Transfers	1426	1023	72%	700	68%

Academics

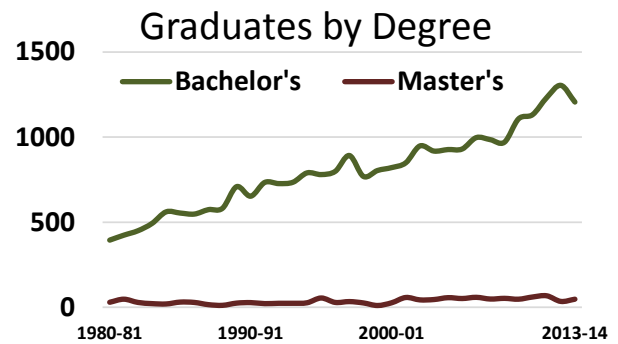
41 undergraduate majors and 7 additional minors 🏆

6 master's programs 🏆

Graduates from 2013-14 Five Largest Majors



See twenty years of graduates for all majors online: 🏆



More information about graduates available at: 🏆

Total degrees awarded: 33,049 (Through September 2014)

Retention rate for full-time freshmen: 78% 🏆

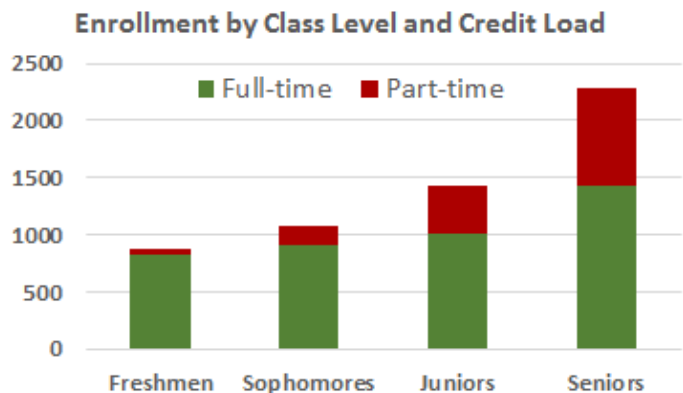
Six-year graduation rate: 51% 🏆

Number of full-time instructors (2013): 189
28 full professors, 82 associate professors,
46 assistant professors and 33 lecturers
Their average salary was \$57,660 🏆

Student-faculty ratio: 23:1

34% of sections have fewer than 20 students

92% of sections have fewer than 50 students



72% of recent graduates are employed, 12% are in graduate school, 13% are working and in school 🏆
79% of 2012-13 bachelor's recipients graduated with loan debt. The average borrower owed \$26,289
and the average graduate owed \$20,663. 🏆

Student Services

Student Organizations: 112 🏆

Division I Student Athletes: 237 🏆

1,964 students live on campus, 🏆
including 79% of all New Fall Freshmen

76% of bachelor's students completed the 2014 FAFSA;
their median family income was \$55,000

Estimated costs for a full-time undergraduate
from Wisconsin who lives on campus, 2014-15

