



UNIVERSITY of WISCONSIN
GREEN BAY

Division of University Inclusivity & Student Affairs

ANNUAL REPORT

2020-2021



DIVISION OF UNIVERSITY INCLUSIVITY & STUDENT AFFAIRS

MISSION STATEMENT

The Division of University Inclusivity & Student Affairs will inspire purpose and passion in our students to become socially responsible and globally engaged leaders. We will accomplish this through providing inclusive programming, living, and learning, wellness and recreation, and individual and group support opportunities for every student.

THE CORE VALUES

Leadership

Provide opportunities, experiences, and mentoring to allow students the ability to learn about, demonstrate and inspire positive change.

Student Success/Retention

Provide co-curricular activities that support the institutional commitment to student success by fostering connection and engagement with the campus community.

Inclusivity

Intentional awareness of equity, diversity, inclusion, and belonging.

Wellness

Helping students achieve a balance of physical, mental, and social well-being.

Learning/Development

Foster a culture of curiosity for life-long growth that prepares students to be engaged citizens of the world.

MESSAGE FROM OUR VICE CHANCELLOR

Greetings!

It has been an incredible year! The division has aligned with the University's strategic priorities (student success, inclusivity, digital transformation, community connections, sustainability & environment, and athletics & The Weidner) to ensure the success of all students. This year, enduring the pandemic, we pivoted our programs, services, and activities through different modalities to ensure continued access for students.

The information shared in this annual report, speaks to our focus on reaching students at every level and expanding opportunities for all students to discover a pathway to their holistic success both academically and developmentally.

I personally applaud the entire division for their continued commitment to our student-centered approach toward everything we do. Together we make things happen through transformational and servant leadership!



Rise Phoenix!

Dr. Corey A. King
*Vice Chancellor for University
Inclusivity & Student Affairs*

DEAN OF STUDENTS

DATA REPORTING

1,619

Student Support Cases



TOP 3 STUDENT SUPPORT CASE TYPES

- 1 Class Engagement Issues
- 2 Illness or Injury
- 3 Exploring Academic Options

674

Student Misconduct Cases



TOP 3 POLICY VIOLATIONS

- 1 COVID-19 Violations
- 2 Noise Violations
- 3 Alcohol Violations

DEPARTMENT NOTABLES

PHOENIXchildcare
SUPPORT PROGRAM

\$240

SGA funds distributed in Spring 2021*

*The Phoenix Childcare program was launched in Spring 2021 and did not yet offer support funding from CCAMPIS.

MSW Student Support Interns

2 + 137
interns students served

COVID-19
RESPONSE



policies & procedures



mask enforcement team



sanctioning

HOUSING & RESIDENTIAL EDUCATION

DATA REPORTING



67%
occupancy



20,740
packages
processed



182
hall programs



3,665
program
attendees



1,295
maintenance
requests



29 students
participating in
specialty living
communities

INTENTIONAL CONVERSATIONS

Intentional conversations are one-on-one conversations with RAs addressing residential curriculum topics

 3,692
conversations

3,866 
participants

COVID-19 HOUSING & COVID RESPONSE TEAM

805
students in
isolation/quarantine

4 professional staff
8 student staff
24/7 response



daily calls
meal delivery
developed quarantine
procedures

EVENTS

182
hall programs/events

3,665
program/event attendees

SHOWCASE PROGRAMS/EVENTS

- | | |
|---------------------------|-------------------------------------|
| 1 ResFest | 5 RHAA Bingo |
| 2 Campus Clean-Up | 6 Weaving Through Micro-Aggressions |
| 3 "Bias Against Humanity" | 7 Origami Your Goals |
| 4 Putzing a' Round | 8 Succulents and Stress |

INCLUSIVE EXCELLENCE PRIDE CENTER, & CAMPUS CUPBOARD



TRAINING

48 contacts
Level 1 Inclusive
Excellence Certificate

10 contacts
student Inclusive
Excellence Certificate

29 inclusivity and
equity foundations


10 student foundations

22 Level 1 recipients

8 Level 2 recipients

CAMPUS CUPBOARD

194
students served



COVID-19 IMPACTS



virtual programs,
services and training



The Pride Center offered
online-only services from
March 17, 2020-April 27, 2021

UW-Green Bay is in the

TOP 40

LGBTQ+ Friendly Campuses Nationwide

- *Campus Pride Index*

PRIDE CENTER



6,922
student visits

MULTI-ETHNIC STUDENT AFFAIRS



Navigate Student 4+

EAB Global, Inc

487 APPOINTMENTS

234 STUDENTS SERVED

STUDENT ORGANIZATIONS

Black Student Union • Intertribal Student Council
Men of Color Alliance • Organizacion Latino Americano
Psi Theta Nu • Somali Student Union
South Asian Student Alliance
Southeast Asian Student Union • Women of Color

BSU

ISC

MOCA

OLA

PTN

SSU

SASA

SASU

WOC

SURVEY RESULTS

Students who scheduled and attended
Navigate appointments reported:

80% said multicultural advisors
helped them develop
better self-understanding

95% said they felt accepted
and respected

100% said they would refer
a student to MESA

EVENTS



**Jump Start
Onboarding Program**



Kwanzaa



**Celebration
of Success**

STUDENT ACCESSIBILITY SERVICES

COMMON DISABILITIES

1

Psychological Disability

2

ADD/ADHD

3

Learning Disability

4

Health Impairment

5

Autism Spectrum Disorders

6

Hearing Disability

7

Brain Injury

8

Mobile/Physical Disability

9

Other Disability

10

Visual Disability

336 enrolled students

PHONE CALL OUTREACH CAMPAIGN

The phone call outreach campaign was conducted in Spring 2021. Student Accessibility Services reached out to 100 students, beginning with at-risk students, who were eligible to receive accommodations but did not register to receive them.

47%

of students were reached via phone or email

52

classes in which accommodations were requested

19%

of students requested accommodations

126

total accommodations were requested during the campaign

NEURODIVERSITY TRAINING

Neurodiversity training focused on discussing tools for UW-Green Bay faculty and staff to utilize to have effective, clear, and supportive conversations for neurodiverse students.

What is neurodiversity?

Autism • ADHD • Dyslexia • Dyspraxia
Dyscalculia • Tourette's Syndrome and more

136

registered attendees



STUDENT ENGAGEMENT CENTER

EVENT OVERVIEW



virtual



in person



hybrid

167
events

8,823
attendees

LEADERSHIP AWARDS



University
Leadership
Awards



36
Chancellor's
Medallions

STUDENT INVOLVEMENT

136

student
organizations

7

greek-lettered
organizations

3,514

service hours
logged

SIGNATURE EVENTS



APPROX.

1,600

graduates
at Commencement ceremonies



2,300+
attendees at
Family Weekend





TRIO & PRECOLLEGE

TRIO and Precollege Programs serve low-income and/or first generation students by helping them build skills to complete high school and graduate from post-secondary education.

80 participants
per year

RCMS

Regional Center for
Math and Science



Increasing math
and science skills
to prepare for
enrollment and
graduation in STEM
programs of study

90%

continue to progress at
grade level or graduate

75%

pursue rigorous course
of study to prepare for
STEM fields

70%

pursue post-secondary
study within a year of
high school graduation

50%

will receive an
associate's or bachelor's
degree within six years

UPWARD BOUND

Increasing the rate
in which students
complete high
school and enroll
in post-secondary
institutions

90%

continue to progress at
grade level or graduate

50%

pursue rigorous course
of study to prepare for
post-secondary enrollment

70%

pursue post-secondary
study within a year of
high school graduation

50%

will receive an
associate's or bachelor's
degree within six years



UNIVERSITY RECREATION

DATA REPORTING



61,149
student
swipes



1,566
group fitness
participations



26,485
fitness center
visits




2,349
intramural
participations



446
climbing
tower visits



144
outdoor adventure
trip participations



COVID-19 RESPONSES



Virtual Programming
group fitness & yoga
intramurals
outdoor adventure

Testing & Vaccine Center
antigen testing and
vaccination site



SIGNATURE EVENTS

- 1 Get REC'd
Cancelled in 2020
- 2 1000 Point Challenge
252 participants
- 3 Pop Up Yoga
67 participants
- 4 Run, Walk, Roll
90 participants
- 5 UREC ULift
96 participants
- 6 Boats on the Bay
35 participants
- 7 Night Climbing
20 participants
- 8 Softball Tournament & Cookout
100 participants



UNIVERSITY UNION

CAMPUS COMPOSTER



UNIVERSITY DINING



food



beverages




vending

SERVICES



2,507
ID cards created



2,709
meeting spaces
reserved

14,208
academic spaces
reserved



PHOENIX
BOOKSTORE

curbside
pick-up and
drop-off



MEAL PLANS



Phoenix All Access
+
Block Meals
+
10/14/19 Weekly

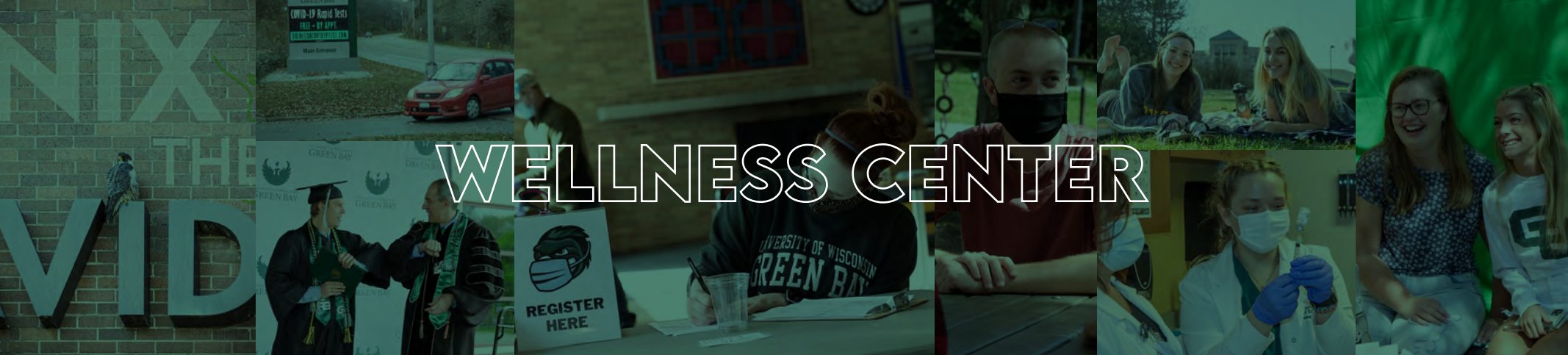
= 1,905
meal plans

ON-CAMPUS MEAL DELIVERY



2,884
quarantine/isolation meals delivered

52,568
regular meals delivered



WELLNESS CENTER

BY THE NUMBERS

2,054

total counseling sessions

592

total medical provider visits

1,035

COVID-19 tests administered

1,862

student COVID-19 cases /
contacts assisted

DEPARTMENT NOTABLES



SilverCloud



Sexual Violence
Prevention



Department Rebrand

HEALTHY CHOICES TASK FORCE

PROGRAM HIGHLIGHTS



Love U Month
Feb. 3-22



Plant Yourself with MESA
Feb. 18



Bystander Intervention Series
Feb. 14-20



COVID-19 Care Packages
Spring Semester



Run, Walk, Roll with UREC
April 6 - May 2



What Were They Wearing
April 2021