

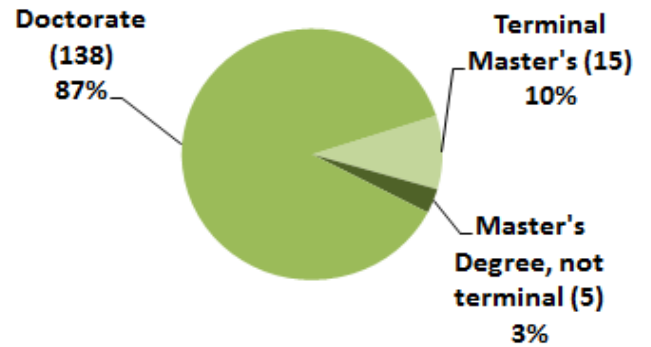
UW-Green Bay Full-time Faculty Summary, Fall 2013

Total full-time faculty and other full-time instructional staff: **187**

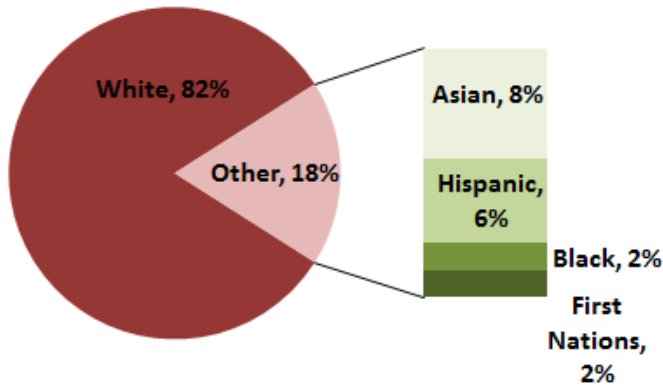
By Rank and College

Title	Liberal Arts & Sciences	Professional Studies
Professor	28	1
Associate Professor	67	18
Assistant Professor	35	14
Instructor	1	0
Senior Lecturer	9	5
Lecturer	11	5

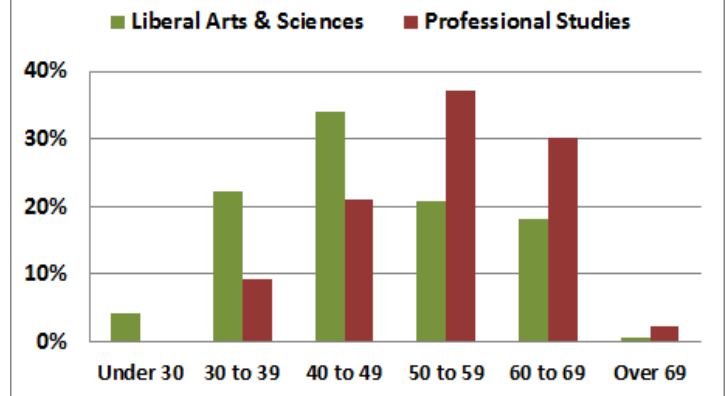
Tenured and tenure-track Faculty by Highest Degree



Full-time Faculty Background



Age Distribution by College



Department	FULL PROFESSORS		ASSOCIATE PROFESSORS		ASSISTANT PROFESSORS		INSTRUCTORS		LECTURERS & SENIOR LECTURERS		ALL FULL-TIME INSTRUCTIONAL EMPLOYEES		
	Women	Men	Women	Men	Women	Men	Women	Men	Women	Men	Women	Men	All
Art & Design	3		4	1	1	1					8	2	10
Business Administration		1		6	1	5			2	3	3	15	18
Democracy & Justice Studies		1		1	3	2			1		4	4	8
Education			1	6	2				1	1	4	7	11
Human Biology			2	7	2				1		5	7	12
Human Development	1	2	6	2	4						11	4	15
Humanistic Studies	2	3	6	6	1	5			1	2	10	16	26
Information & Computing Sciences		2	1	3		1	1		3	1	5	7	12
Music	2		1	5	1						4	5	9
Natural & Applied Sciences	1	6	4	8		3			4	1	9	18	27
Nursing			3		3				1		7	0	7
Public & Environmental Affairs		1	2		3	3					5	4	9
Social Work			2		2	1			2		6	1	7
Theatre & Dance	1	1	1	2							2	3	5
Urban & Regional Studies		2		2		2					0	6	6
Writing Center									4	1	4	1	5
Grand Total	10	19	33	49	23	23	1	0	20	9	87	100	187
(percent women)	34%		40%		50%		100%		69%		47%		