

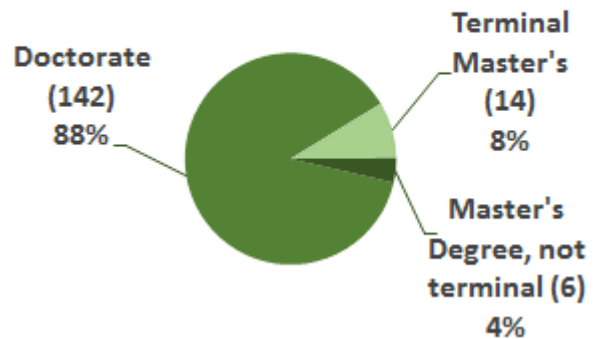
# UW-Green Bay Full-time Faculty Summary, Fall 2014

Total full-time faculty and other full-time instructional staff: **188**


## By Rank and College

Title	Liberal Arts & Sciences	Professional Studies
Professor	29	1
Associate Professor	64	22
Assistant Professor	34	11
Instructor	1	0
Senior Lecturer	8	4
Lecturer	9	5

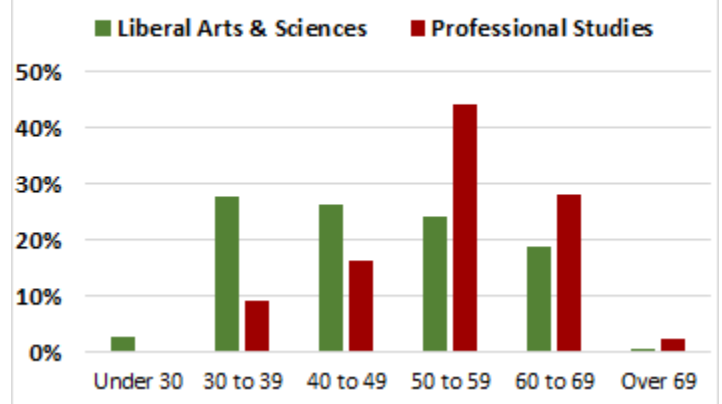
## Tenured and tenure-track Faculty by Highest Degree



## Full-time Faculty by Background



## Age Distribution by College



Department	FULL PROFESSORS		ASSOCIATE PROFESSORS		ASSISTANT PROFESSORS		INSTRUCTORS		LECTURERS & SENIOR LECTURERS		ALL FULL-TIME INSTRUCTIONAL EMPLOYEES		
	Women	Men	Women	Men	Women	Men	Women	Men	Women	Men	Women	Men	All
Art & Design	4		3	1	1	1					8	2	10
Cofrin School of Business		1		10	1	1			3	3	4	15	19
Democracy & Justice Studies		1		1	3	2	1				4	4	8
Education			1	6	3					1	4	7	11
Human Biology			2	7	1	1			1		4	8	12
Human Development	1	2	6	2	3	1					10	5	15
Humanistic Studies	2	2	6	8	1	2			1		10	12	22
Information & Computing Sciences		2		3	2	2			2	1	4	8	12
Integrative Leadership									1	2	1	2	3
Music	2		1	5	1	1					4	6	10
Natural & Applied Sciences	2	6	3	7	2	4			3	1	10	18	28
Nursing			4		2				1		7		7
Public & Environmental Affairs		1	3		2	3					5	4	9
Social Work			1		3	1			1		5	1	6
Theatre	1	1	1	2					1		3	3	6
Urban & Regional Studies		2		2		1						5	5
Writing Center				1					3	1	3	2	5
<b>Grand Total</b>	<b>12</b>	<b>18</b>	<b>31</b>	<b>55</b>	<b>25</b>	<b>20</b>	<b>1</b>	<b>0</b>	<b>17</b>	<b>9</b>	<b>86</b>	<b>102</b>	<b>188</b>
(Percent women)	40%		36%		56%		100%		65%		46%		